

STRAIGHT FROM THE **HEARTLAND**

2020 - 2021



FERTILIZER CATALOG

800-798-1968
SHIELDAG.COM



Quality Agricultural Equipment

Manufacturers of:

V-Blades • Sweeps • Chisels & Spikes • Disc Blades • Drill Discs & Hoe Drill Points
Related Tillage & Planting Hardware • Fertilizer Knives • Shanks • Coulter Blades • Crop Savers
Precision Planting Equipment • Conservation Ripper Points • Strip Till Points • Fertilizer Row Units

Distributors of:

Belted Grain & Fertilizer Conveyors • Salt & Material Handling Conveyors • Seed Handling Equipment
Round Baler Belting • Milo Guards & Crop Savers

President

Mike Bergmeier – Ext. 301
Email: mjbergmeier@shieldag.com

Vice President

Angie Bergmeier – Ext. 311
Email: acbergmeier@shieldag.com

Sales Manager

Andy Klamm – Ext. 305
Cell: 620-720-8630
Email: adklamm@shieldag.com

Office

General Manager/Engineer
Logan Hurlbut – Ext. 315
Email: lhurlbut@shieldag.com

Inside Sales

Paul Ehler – Ext. 303
Cell: 620-728-8617
Email: prehler@shieldag.com

Accounting/Parts Department

Iris Devena – Ext. 308
Email: iddevena@shieldag.com

Shipping

Brenda Klug – Ext. 304
Email: shipping@shieldag.com

Warranty

Shield Agricultural Equipment (ShieldAg) and Acra-Plant warrant our products to be free of defects in materials and workmanship for a period of 180 days after the date of end user (consumer) purchase from the dealer. The warranty for whole goods equipment shall be exactly the warranty offered on these products by the original equipment manufacturer, and their individual warranties shall replace this warranty. This warranty does not apply to item(s), equipment or component parts that are found to have been subject to abuse or inadequate maintenance, that have been altered in any way or that have been used beyond their advertised capacity, rating or intended use. This warranty shall be for the repair or replacement of the defective item(s) at the sole discretion of Shield Agricultural Equipment. Any warranty replacement or repairs shall be subject to pro-rated consumer usage deductions as outlined below. Any warranty on tillage items expires after 1/2" of edge wear has occurred. Chrome products are warranted for defects in material and workmanship only, and the pro-rating system and 1/2" edge wear rule does not apply to chrome products. Chrome products are not guaranteed for use in rocky or frozen ground. This warranty does not extend to labor incurred in removal or replacement of any item(s). ShieldAg shall not be liable for incidental or consequential damages arising out of the use or inability to use the item(s) for any purpose whatsoever.

Execution of consumer rights for warranty repair or replacement:

1. Consumer must provide the dealer with evidence of date of purchase of the item(s) to be considered for warranty. This evidence shall be in the form of a copy of the invoice or bill of sale for the item(s) and this evidence shall accompany the item(s) alleged to be defective.
2. The dealer shall provide ShieldAg with #1, above, and with a copy of the ShieldAg invoice to the dealer for the same item(s).
3. The ShieldAg Territory Manager or the dealer shall complete a ShieldAg Returned Goods Authorization (RGA) for the item(s) alleged to be defective. It is the dealer's responsibility to return the item(s) to ShieldAg at the dealer's expense; however, the Territory Manager may elect to return the item(s) to ShieldAg via our truck. Extension of this courtesy does not constitute the final decision to authorize warranty replacement or repair for the item(s).
4. Upon receipt of the item(s) alleged to be defective and the RGA, the ShieldAg engineering department will inspect the item(s). The engineering department will have sole discretion to authorize warranty replacement or repair.
5. ShieldAg engineering department shall assign the pro-rated wear factors to all item(s) subject to a warranty claim. Since the range of item(s) varies widely, the assignment of pro-rated wear factor deductions shall be done in good faith, working with the ShieldAg Territory Manager, the dealer and the consumer. In general, warranty will be pro-rated for wear up to 1/2" of edge wear on the item(s). Any warranty on tillage items expires after 1/2" of edge wear has occurred. The pro-rating system and 1/2" edge wear rule does not apply to chrome products.
6. ShieldAg will at its sole discretion replace or repair the item(s) found to be defective, less the pro-rated wear factors. ShieldAg will return the item(s) that have been repaired or replaced to the dealer including free return transportation via the mode of our choice.

Notes on Implied Warranties and Limitations

There is no implied warranty of merchantability or fitness for a particular purpose. Some states do not allow limitations on implied warranties of merchantability or fitness for a particular purpose, so this limitation may not apply in a given state. Some states do not allow the exclusion or limitation of incidental or consequential damages, so this limitation may not apply in a given state.

Shipments & Returns

This "Shipments and Returns Policy" outlines the rights and obligations of Shield Agricultural Equipment (ShieldAg) dealers with regards to discrepancies in shipments and returns of unsold items to ShieldAg.

Shipments

ShieldAg must be informed of any shortages in shipments within ten (10) days of the arrival of that shipment or shipments at the dealer or end user (in the case of drop-shipments from ShieldAg to the end user). Shortages for truck shipments via LTL, UPS or other common carrier should be forwarded to the carrier for adjustment via freight claim. Shortages deemed by ShieldAg corporate office or our Territory Managers to be our responsibility will be corrected through a credit on the account of the dealer or through replacement of the item(s) that were missing from the shipment. It is the sole responsibility of the dealer to count the item(s) received on shipments and to make appropriate claims for shortages within ten (10) days of the receipt of the item(s).

Execution of dealer rights for shipments:

1. Dealer shall provide ShieldAg with a copy of the ShieldAg packing slip (pick list) highlighting the item(s) that were alleged to be missing. A copy of the packing slip is to be faxed or mailed to ShieldAg within ten (10) days of the receipt of the shipment.
2. The ShieldAg Territory Manager may at our discretion be asked to visit the dealer and examine the shipment and shortage prior to extending credit or replacing the items.
3. ShieldAg will at its sole discretion replace the missing item(s) or credit the dealer account for the net dealer cost of the item(s) found to be missing. If replaced, ShieldAg will replace the missing item(s) to the dealer including free return transportation via the mode of our choice.

Returns

ShieldAg does not have any types of oral or written agreements, contracts or arrangements of any type, between ShieldAg and our dealers or distributors that provide for the rights and obligations of the parties with respect to the purchase or sale of equipment or repair parts, beyond the standard obligations created by purchase orders and acceptance of same, for ShieldAg parts. ShieldAg therefore does not fall under any state's "buy back" laws. ShieldAg will not allow returns for any items purchased as "special order" or non-standard as modified for a custom application. ShieldAg will accept the return of standard-stocked new item(s) originally purchased into dealer or distributor stock from ShieldAg for a period of two (2) years from the date of original purchase from ShieldAg. All items returned must be current to the stream of commerce and not deemed to be obsolete. Returned item(s) in new and merchantable condition shall be subject to a thirty percent (30%) restocking charge. Any item(s) requiring rework, repackaging or repainting will be accepted only with a revised (and increased) restock charge after inspection at ShieldAg.

Execution of dealer or distributor rights for returned goods:

1. Dealer or distributor shall provide ShieldAg with a copy of the original invoice for the item(s) to be returned and a written explanation of the reason for return.
2. The ShieldAg inside salesperson or territory manager will work with the dealer or distributor to complete a ShieldAg Returned Materials Authorization (RMA), also known in the industry as an RGA (Returned Goods Authorization) for the item(s) to be returned. Upon inspection of the original invoice and the written explanation for return, the ShieldAg Inside salesperson or territory manager will authorize return of the item(s) for inspection and subsequent credit. It is the dealer's responsibility to return the item(s) to ShieldAg at the dealer's expense. Receipt of items does not constitute the final decision to extend returned goods credit for the item(s).
3. Upon receipt of the item(s) and the completed RMA (RGA), ShieldAg will inspect the items for merchantability and general condition. Credit on account will only be applied after the items have been inspected and accepted. Credit against the dealer or distributor account receivable will be applied less the thirty percent (30%) restocking charge. There will be no cash refunds for returned items. The ShieldAg territory manager or inside salesperson will communicate (to the dealer or distributor) acceptance (or rejection) of the returned goods and the final credit amount.
4. This Policy dated 12/01/2020 supersedes all previous written or oral Returned Goods policies.

ShieldAg INDEX TO FERTILIZER CATALOG 2010

SECTION 1 Description

Page 1	DF-1PM IMPROVED "MOLE" Deep Furrow Knives
Page 2	K-2 Series Upright Fertilizer Knives
Page 3	K-4 Series Frontswept Fertilizer Knives
Page 4	K-4 Series Slim, Backswept, Hi-Speed & Coulter Rig Knives
Page 5	Strip Till Points For Fertilizer Applicators
Page 6	Chisel Plow Knives and Chisel Plow and Sweep Tubes
Page 7	Acra-Plant Quick Change Knives and Points
Page 8	Fertilizer Shanks--Drawings are in Section 2
Page 9	Tool Bar Mounts--Drawings are in Sections 5--8
Page 10	Eyebolts (lollipops), soil end knife clamps and service parts
	Rigid clamps and eyebolts are in Section 10
Page 11	Hardware (nuts and bolts)
Page 12	Coulter blades

SECTION 2	Shank drawings, all ShieldAg shanks
SECTION 3	Row unit selection guide
SECTION 4	Standard Coulter Row Units
SECTION 5	Rigid Coulter Mounts
SECTION 6	Rigid Coulter-Shank Mounts (C-S Mounts)
SECTION 7	Spring-Loaded Coulter-Shank Mounts
SECTION 8	Spring-Loaded S-series spring bundles
SECTION 9	U-Bolts
SECTION 10	Eyebolt sets and rigid shank mounts
SECTION 11	Individual Eyebolts, Soil-end knife clamps and 1-1/4 Stabilizer plate
SECTION 12	Knife and Liquid Tube mtg Hardware
SECTION 13	DMI Replacement parts crossover index
SECTION 14	Trash Whipper, Berm Conditioner, Orthman Conversion, Hi-Speed Packer Wheel



www.shieldag.com
(800) 798-1968
www.acraplant.com

PO Box 687 • Hutchinson, KS 67504-0687 • (620) 662-7482 Fax



This page intentionally left blank

ShieldAg 800-798-1968 www.shieldag.com

SHIELDAG FERTILIZER KNIVES



DF-1PM

DF-1PM/3/4DA



DF-1PMST/3/4DA
Strip Till Configuration

All DF deep furrow knives are supplied with the DF1PM improved casting
DF-1PM/ST series knives are designed for strip till applications
For heavy-duty strip till applications, see the section of ST-series strip till points

STANDARD DF-1PM Deep Furrow Knives, 1/2" X 2-1/2" X 16" Tall

Drawings for knives following this page are in the order shown in this table

Part #	Description	DRAWING	Weight
DF-1PM	Single 3/8" NH3 tube	yes	7.2
DF-1PM/O	Single 3/8" open end tube	yes	7.2
DF-1PM/1/2A	Single 1/2" NH3 tube	yes	7.3
DF-1PM/3/4DA	3/8" NH3 & 3/4" vapor tube	yes	7.8
DF-1PM/DA	3/8" NH3 & 3/8" open end tubes	yes	7.6
DF-1PM/DA/O	Dual open end 3/8" tubes	yes	7.6
DF-1PM/2DA	3/8" NH3 & 1/2" open end tubes	yes	7.8
DF-1PM/1/2A/3/4DA	1/2" NH3 & 3/4" open end tubes		8.2
DF-1PM/1/2A/1/2DA	1/2" NH3 & 1/2" open end tubes		7.9
DF-1PM/1/2A/3/8DA	1/2" FRONT NH3 & 3/8" REAR open end tubes		7.8
DF-1PM/DA/3/4	3/8" NH3 & 3/8" open end tubes and 3/4 vapor tube		8.4
DF-1PM/112DA	3/8" NH3 & 1-1/2" dry tubes, conventional	yes	9.6
DF-1PM/112DAR	3/8" NH3 & 1-1/2" dry tube, conventional, dry tube BENT RIGHT		9.6
DF-1PM/112	Knife with 1-1/2" dry tube only, conventional		9.5
DF-1PM/112DA/HF	SUB TO DF-1PM/ST/112DA		
DF-1PM/112DA/3/4	3/8" NH3, 3/4" Vapor & 1-1/2" dry tubes, conventional	yes	10.6
DF-1PMDATS	Dual App tube saver, 3/8" drilled front tube, no rear tube	yes	7.0
DF-1PM/WOT	No tube with single tube saver	yes	6.8
DF-1PM/WOTS	No tube, no tube saver	yes	6.7
DF-1PM/ST	Single 3/8" NH3 tube with Strip till protection STRIP TILL	yes	10.3
DF-1PM/ST/DA/TB-18	3/8" NH3, TB-18 tubes, with Strip till protection STRIP TILL	yes	10.6
DF-1PM/ST/3/4DA	3/8" NH3 & 3/4" open end tubes and strip till protection STRIP TILL	yes	11.1
DF-1PM/ST/DA/3/4	3/8" NH3 X 3/4 vapor X 3/8" (TB-18) and strip till protection STRIP TILL	yes	11.9
DF-1PM/ST/DA/1/2	3/8" NH3 X 3/8" (TB-18) X 1/2 vapor and strip till protection STRIP TILL		11.7
DF-1PM/ST/112	1-1/2" dry tube only, Strip Till protection STRIP TILL	yes	13.4
DF-1PM/ST/112DA	3/8" NH3 & 1-1/2" dry tubes, Strip Till protection STRIP TILL	yes	13.6
DF-1PM/ST/1/2A/112DA	1/2" NH3 & 1-1/2" dry tubes, Strip Till protection STRIP TILL		13.7

Part #	Replacement Parts for Deep Furrow Knives	Weight
DF1PM	Knife point	1.65
DNC-200	Single tube saver	0.35
DNC-202	Dual tube saver	0.56
TB-2/DF	3/8" tube drilled	0.30
TB-2/O	3/8" tube open end	0.30
TB-4/O	3/8" tube open end	0.30
K2TB1/2A	1/2" tube drilled	0.53
K2TB1/2A/O	1/2" tube open end	0.53
K2TBDA3/4	3/4" tube open end	0.74
K4TB112DA	1-1/2" dry tube	0.75
K4T1/2DAS	Knife strap for adding secondary tubes	0.06
KTWS-01	4-segment chrome extension for knife front	0.34

NOTE: Special Configurations available for ANY Shield knife

K-2T**K-2T/PLSPL****K-2T/3/4DA**

STANDARD K-2T Upright 1/2" X 2-1/2" X 16" tall Knives

Drawings for knives following this page are in the order shown in this table

Part #	Description	DRAWING	Weight
K-2T	Single 3/8" NH3 tube	YES	6.2
K-2T/O	Single 3/8" open end tube	YES	6.2
K-2T/1/2A	Single 1/2" NH3 tube	YES	6.4
K-2T/1/2A/O	Single 1/2" open end tube	YES	6.4
K-2T/1/2A/PLSPL	Single 1/2" NH3 tube with sealer	YES	7.1
K-2T/1/2DA	3/8" NH3 & 1/2" open end tubes	YES	7.1
K-2T/1/2DA/PLSPL	3/8" NH3 & 1/2" open end tubes with sealer		7.8
K-2T/1/2A/1/2DA	1/2" NH3 & 1/2" open end tubes		7.1
K-2T/1/2A1/2DA/PLSPL	1/2" NH3 & 1/2" open end tubes with sealer		7.8
K-2T/1/2A/3/4DA	1/2" NH3 tube with 3/4 vapor tube	YES	7.2
K-2T/1/2A/3/4DA/PLSPL	1/2" NH3 tube with 3/4 vapor tube and sealer	YES	7.8
K-2T/1/2A/PLSPL/LOWER	Single 1/2" NH3 tube with sealer lower position		7.8
K-2T/1/2A/O/3/4DA	1/2" open end tube with 3/4 vapor	YES	7.2
K-2T/1/2A/O/3/4DA/PLSPL	1/2" open end tube with 3/4 vapor and sealer	YES	7.8
K-2T/3/4DA	3/8" NH3 & 3/4" open end tubes	YES	7.2
K-2T/O/3/4DA	3/8" OPEN & 3/4" open end tubes	YES	7.2
K-2T/3/4DA/PLSPL	3/8" NH3 & 3/4" open end tubes with sealer	YES	7.8
K-2T/O/3/4DA/PLSPL	3/8" OPEN & 3/4" open end tubes with sealer	YES	7.8
K-2T/O/112DA	3/8" open end tube with 1-1/2" dry tube	YES	8.6
K-2T/O/112DA/3/4	3/8" open end tube with 1-1/2" dry tube and 3/4 vapor on back		9.0
K-2T/O/1/2DA/O	3/8" open and 1/2" open tubes		7.1
K-2T/O/1/2DA/O/3/4DA	3/8" open and 1/2" open tubes and 3/4 vapor tube		7.6
K-2T/DA	3/8" NH3 & 3/8" open end tubes	YES	7.0
K-2T/DA/O	3/8" and 3/8" open end tubes	YES	7.0
K-2T/DA/3/4	3/8" NH3 & 3/8" open and 3/4" vapor	YES	7.6
K-2T/DA/O/3/4	Dual 3/8" and 3/8" open end tubes and 3/4 vapor		7.6
K-2T/DA/1/2	3/8" NH3 & 3/8" open and 1/2" vapor	YES	7.2
K-2T/DA/PLSPL	3/8" NH3 & 3/8" open end tubes with sealer		7.7
K-2T/O/PLSPL	Single 3/8" OPEN tube with sealer	YES	7.0
K-2T/PLSPL	Single 3/8" NH3 tube with sealer	YES	7.0
K-2TDATS	Dual app tube saver and single 3/8" drilled tube	YES	6.4
K-2TDATS/O	Dual app tube saver and single 3/8" open-end tube	YES	6.4
K-2T/WOT	Single tube saver and NO TUBE	YES	6.0

Part #	Replacement Parts for K-2T Knives	Weight
500	Knife point	1.00
DNC-200	Single tube saver	0.35
DNC-202	Dual tube saver	0.56
TB-3	3/8" tube drilled	0.30
TB-2/O	3/8" tube open end	0.30
K2TB1/2A	1/2" tube drilled	0.53
K2TB1/2A/O	1/2" tube open end	0.53
K2TBDA3/4	3/4" tube open end	0.74
SPL-4NEW	Sealer, will fit single & dual app tubes to 1/2"	0.60
SPL-4DANNEW	Sealer, will fit 3/4" dual application	0.80
K4T1/2DAS	Knife strap for adding secondary tubes	0.06
KTWS-01	4-segment chrome extension for knife front	0.34

SHIELDAG Will CUSTOMIZE any K-2T knife for STRIP TILL Application
SPECIAL SEALER PLATES AND SEALER POSITIONS AVAILABLE !!

K-4T**K-4T/3/4DA**

SHIELDAG FRONT SWEEP KNIVES

STANDARD K-4T Forward Swept 1/2" X 2-1/2" X 16" tall knives

Drawings for knives following this page are in the order shown in this table

Part #	Description	DRAWING	Weight
K-4T	Single 3/8" NH3 tube	YES	6.6
K-4T/O	Single 3/8" open end tube	YES	6.6
K-4T/1/2A	Single 1/2" NH3 tube	YES	6.7
K-4T/1/2	Single 1/2" Open End tube		6.7
K-4T/1/2A/1/2DA	1/2" NH3 and 1/2" Open end tubes		7.2
K-4T/1/2/HFSPL	Single 1/2" Open End tube, hardfaced sealer		7.6
K-4T/1/2A/HFSPL	Single 1/2" NH3 tube, hardfaced sealer		7.6
K-4T/1/2A/PLSPL	Single 1/2" NH3 tube with plain sealer		7.5
K-4T/1/2DA	3/8" NH3 & 1/2" open end tubes		7.4
K-4T/1/2DA/HFSPL	3/8" NH3 & 1/2" open end tubes and hardfaced sealer		7.9
K-4T/3/4DA	3/8" NH3 & 3/4" open end tubes	YES	7.4
K-4T/3/4DA/PLSPL	3/8" NH3 & 3/4" open end tubes and plain sealer		7.9
K-4T/3/4DA/HFSPL	3/8" NH3 & 3/4" open end tubes and hardfaced sealer		8.0
K-4T/1/2A/3/4DA	1/2" NH3 & 3/4" vapor tubes		7.6
K-4T/DA	3/8" NH3 & 3/8" open end tubes	YES	7.2
K-4T/DA/O	Dual 3/8" open end tubes		7.2
K-4T/DA/HFSPL	3/8" NH3 & 3/8" open end tubes with hardfaced sealer		7.7
K-4T/DA/PLSPL	3/8" NH3 & 3/8" open end tubes with plain sealer		7.6
K-4T/HFSPL	Single 3/8" tube with hardfaced sealer		7.4
K-4T/O/112DA	K-4T Strip Till with 3/8O & 1-1/2" dry tubes STRIP TILL		8.4
K-4T/O/112DA/HF	K-4T Strip Till with 3/8O & 1-1/2" dry tubes STRIP TILL XTRA hardmetal		8.6
K-4T/O/112DA/HF/3/4	Strip till with 3/8OX3/4VX1-1/2 dry STRIP TILL XTRA hardmetal		9.3
K-4T/112	K-4T Strip Till with 1-1/2" dry tube only STRIP TILL w/o hard metal		8.2
K-4T/O/114DA	K-4T Strip Till with 3/8O & 1-1/4" dry tubes CONVENTIONAL		7.8
K-4T/PLSPL	Single 3/8" tube with plain sealer	YES	7.3
K-4TDATS	Knife shank with dual app tube saver and 3/8" NH3 tube	YES	6.7

Part #	Replacement Parts for K-4T Knives	Weight
IOE	Knife point	0.92
DNC-200	Single tube saver	0.35
DNC-202	Dual tube saver	0.56
TB-4	3/8" tube drilled	0.30
TB-4/O	3/8" tube open end	0.30
TB-2/O	3/8" tube open end	0.30
K4TB1/2	1/2" tube open end	0.53
K2TB1/2A	1/2" tube drilled	0.53
K4TB.5DA	1/2" tube open end	0.53
K2TBDA3/4	3/4" tube open end	0.74
SPL-4/HF	Hardfaced sealer, will fit single & dual app tubes to 1/2"	0.80
SPL-4NEW	Plain sealer, will fit single & dual app tubes to 1/2"	0.60
K4T1/2DAS	Knife strap for adding secondary tubes	0.06
KTWS-01	4-segment chrome extension for knife front	0.34

NEED A SPECIAL KNIFE FOR YOUR APPLICATION ? WE CAN DO IT !!

OUR CATALOG IS AVAILABLE ON LINE AT WWW.SHIELDAG.COM



K-4TS



K-4TSBS

Widest selection of narrow profile knives in the industry !!

Standard length "slim" knives, knives for coulter injection rigs

"high-speed" knives for standard applicators

Drawings for knives following this page are in the order shown in this table

Part #	Description	DRAWING	Weight
K-4TS	Single 3/8" NH3 tube	YES	5.5
K-4TS/O	Single 3/8" open-end tube	YES	5.5
K-4TS/1/2A	Single 1/2" NH3 tube	YES	5.6
K-4TS/1/2A/PLSPL	Single 1/2" NH3 tube with sealer	YES	5.9
K-4TS/1/2DA	Dual 3/8" NH3 & 1/2" open end tubes		6.5
K-4TS/3/4DA	Dual 3/8" NH3 & 3/4" open end tubes	YES	6.6
K-4TS/DA	Dual 3/8" NH3 & 3/8" open end tubes	YES	6.4
K-4TS/DA/PLSPL	Dual 3/8" NH3 & 3/8" open end tubes with sealer		6.8
K-4TS/HFSPL	Single 3/8" NH3 tube with hardfaced sealer		6.0
K-4TS/PLSPL	Single 3/8" NH3 tube with sealer	YES	5.9
K-4TS/PLSPL/LOWER	Single 3/8" NH3 tube with sealer lower position		5.9

Knives designed specifically for coulter injection rigs, lengths vary

Part #	Description	DRAWING	Weight
K-336070147BB	Boron Steel thin knife for DMI coulter rigs	YES	4.2
K-336070147BBST	Boron Steel thin knife for DMI coulter rigs with SURFA SHIELD	YES	4.6
K-5S	Thin Chrome knife for coulter injection systems	YES	4.8
K-5SB	Boron Steel thin knife for coulter injection rigs	YES	4.0
K-5SBSST	Boron Steel knife with SURFA SHIELD	YES	4.4
K-5SB/HF	Boron Steel thin knife for coulter injection rigs, hardfaced	YES	4.2
K-5SHDWREKIT	Hardware kit for thin knives, includes cushion	YES	1.0

Slim (5/16" thick) high speed 13" tall knives for high speed NH3 and liquid applicators

Part #	Description	DRAWING	Weight
K-6S	Slim (high speed) knife with 3/8" NH3 tube	YES	5.5
K-6S/DA	Slim (high speed) knife with dual 3/8" tubes	YES	6.0
K-6S/3/4DA	Slim (high speed) knife with 3/8" NH3 tube and 3/4 vapor tube	YES	6.4
K-6S/DA/3/4DA	Slim (high speed) knife with dual 3/8" tubes and 3/4 vapor tube	YES	6.9

SEE OUR FERTILIZER CATALOG FOR HIGH SPEED PACKER WHEEL ASSEMBLIES DESIGNED TO ADAPT TO CONVENTIONAL RIGS !!

Part #	Replacement Parts for K-4TS "Slim" Knives	Weight
716SM	Knife point	0.73
100S	Single tube saver	0.22
100DS	Dual tube saver	0.35
K4STB	3/8" tube drilled	0.30
K4STB1/2A	1/2" tube drilled	0.50
K4TB.5DA	1/2" tube open end	0.50
K2TBDA3/4	3/4" tube open end	0.70
TB-2/O	3/8" tube open end	0.30
SPL-4SNEW	Plain sealer	0.50
SPL-4S/HF	Hardfaced sealer	0.60

K-4TSBS "Slim" Backswept Knives

Part #	Description	DRAWING	Weight
K-4TSBS	14" Tall 3/8" Backswept knife with 3/8" Tube		3.8
K-4TSBSS	14" Tall 3/8" Backswept knife with 3/8" Stainless Tube		3.8
K-4TSBS/BORON	Forged 14" Tall 3/8" Backswept knife with 3/8" Tube	YES	3.5
K-4TSBS/BSST	Forged 14" Tall 3/8" Backswept knife with 3/8" Tube with SURFA SHIELD	YES	3.6
K-4TSBSS/1/2A	14" Tall 3/8" Backswept knife with 1/2" Stainless Tube, open end		3.9
K-4TTSBS	17" Tall 3/8" Backswept knife with 3/8" Tube		5.0
K-4TTSBSS	17" Tall 3/8" Backswept knife with 3/8" Stainless Tube		5.0
K-4TTSBSS/1/2A	17" Tall 3/8" Backswept knife with 1/2" Stainless Tube		5.1



ShieldAg's ST-series Strip Till Points

Designed specifically for 8-12" working depths
Acts as a subsoiler point to alleviate compaction
Knife tubes will deliver NH₃, liquid and acid programs
Dry tubes are available in 1-1/4", 1-1/2" and 1-3/4" diameter
Creates the optimum berm desired by strip-till farmers
Available in 16" and 18" lengths

ShieldAg's ST-16, the Strip Till Point of choice for side-mount rigs

Drawings for knives following this page are in the order shown in this table

Part #	Description	DRAWING	Weight
ST-16 REV A	16" Strip Till point with 3/8 tube and strip till protection dual round punch	YES	10.6
ST-16 REV NC	16" Strip Till point with 3/8 tube and strip till protection hole & slot punch	YES	10.6
ST-16DA	16" Strip Till point with dual 3/8 tubes and strip till protection	YES	10.9
ST-16/3/4DA	16" Point with 3/8 and 3/4 (vapor) tubes and strip till protection	YES	11.4
ST-16/1/2A	16" Point with 1/2" tube and strip till protection		10.8
ST-16/1/2DA	16" Point with 3/8 and 1/2" tubes and strip till protection		11.1
ST-16/112	16" Point with 1-1/2" dry tube and strip till protection	YES	13.7
ST-16/112DA REV A	16" Point with 3/8 and 1-1/2" tubes and strip till protection dual round punch	YES	14.0
ST-16/112DA REV NC	16" Point with 3/8 and 1-1/2" tubes and strip till protection hole & slot punch	YES	14.0
ST-16/112DA/1/2	16" Point with 3/8 and 1/2 and 1-1/2" tubes and strip till protection		14.4
ST-16/112DA/3/4	16" Point with 3/8, 3/4 and 1-1/2" tubes and strip till protection		15.1
ST-16/112DA/HF	16" Point with 3/8 and 1-1/2" tubes and strip till protection, hardfaced		14.6
ST-16/114	16" Point with 1-1/4" dry tube and strip till protection		13.6
ST-16/114/114	16" Point with dual 1-1/4" dry tube and strip till protection		15.4
ST-16/114DA	16" Point with 3/8 and 1-1/4" dry tubes and strip till protection		13.8
ST-16/DA/3/4	16" Strip Till point with 3/8 X 3/4 X 3/8 (TB-18) and strip till protection	YES	11.6
ST-16/5/8S	16" Point with 5/8" stainless tube and strip till protection		11.2
ST-16DA/1/2DA	16" Point with 3/8, 1/2 and 3/8 tubes and strip till protection		11.6
ST-16EX	SUB TO ST-16WII/WOT		
ST-16KL	16" Point liquid using 3/8" TB-18, ships loose for custom applications		10.6
ST-16WII	16" Point with 3/8 tube, special side plates and strip till protection	YES	10.9
ST-16WII/DA	16" Point with dual 3/8 tubes, special sides and strip till protection	YES	11.2
ST-16WII/WOT	16" Point with NO TUBE, special sides and strip till protection, EXACTRIX		11.0
ST-16WOT	16" Point with strip till protection and NO TUBE	YES	10.4
ST-16WOT/WOTS	16" Point with NO TUBE, NO protection, for CUSTOM applications		10.0
ST-18	18" Strip Till point with 3/8 tube and strip till protection	YES	11.0
ST-18/112DA	18" Point with 3/8 and 1-1/2" tubes and strip till protection		14.4
ST-18WII/WOT	18" Point with strip till protection and NO TUBE FOR EXACTRIX		11.4
ST-18/WOT	18" Point with strip till protection and NO TUBE		10.8
ST-18/WOTS	18" Point with strip till protection and NO TUBE, NO TUBE SAVER		10.2
ST-18DA	18" Strip Till point with dual 3/8 tubes and strip till protection		11.2
ST-18DASS	18" Strip Till point with dual 3/8" stainless tubes and strip till protection		11.2

Part #	Replacement Parts for ST-series	Weight
TB-18	Phos (liquid) rear eject tube (bent back)	0.20
TB-2/O	3/8" tube open end	0.30
K2TB1/2A	1/2" tube drilled	0.53
K2TBDA3/4	3/4" tube open end	0.74
K4TB112DA	1-1/2" dry tube	0.75
TB-4E	Replacement 3/8" back-drilled tube	0.40
TB-4EN	Replacement 3/8" tube, NOT DRILLED, for custom applications	0.40
ST-16/18Hdwrekit	Knife cover plate kit complete, including knife bolts	0.50
DF1ST	Point casting only	2.84
KTWS-01	4-segment chrome extension for knife front	0.34
K4TTARS	Strip till protection plate for ST-16WII/WOT and series	0.80
K4TTARS-2	Strip till protection plate for ST-16 standard series	0.60
K4TTARS-3	Strip till protection plate for ST-series with dry tubes	1.40

ST-series strip till points are sold only through exclusive distributorships and territories, call us for details

SHIELDAG Fertilizer knives for Chisel Plows



**CPK-1, the heaviest-duty
Chisel Plow Knife available**

**CPK-1E, enhanced
to handle more trash**



Chisel Plow Knives

Drawings for knives following this page are in the order shown in this table

Part #	Description	Drawing	Weight
CPK-1	Single 3/8" NH3 tube	YES	5.8
CPK-1/1/2A	Single 1/2" NH3 tube	YES	6.0
CPK-1E	Single 3/8" NH3 tube w/ trash guard	YES	6.1
CPK-1E/1/2A	Single 1/2" NH3 tube w/ trash guard	YES	6.3
CPK-1E/DA	Dual 3/8" NH3 & 3/8" open end tubes w/ trash guard	YES	6.5
CPK-1/1/2A/1/2DA	Dual 1/2" NH3 & 1/2" open end tubes		6.7
CPK-1E/1/2DA	Dual 3/8" NH3 & 1/2" tubes w/trash guard	YES	6.7
CPK-1/1/2DA	SUB TO CPK-1E/1/2DA		
CPK-1/DA	SUB TO CPK-1E/DA		
CPK-1E/3/4DA	3/8" NH3 tube and 3/4" Vapor tube w/trash guard	YES	7.3
CPK-1LD	Single 3/8" NH3 tube w/center-mount tube stiffener	YES	6.1
CPK-1LD/1/2A	Single 1/2" NH3 tube w/center-mount tube stiffener	YES	6.3
CPK-1M	Single 3/8" Micronutrient tube		6.0
CPK-1S	Single 3/8" Stainless NH3 tube		5.8
CPK-1/WOT	Chisel knife with no tubes	YES	5.6

Part #	Replacement Parts for Chisel Plow Knives	Weight
CPK1P	Knife point	1.73
TB-CPK1	3/8" tube crimped/drilled	0.30
TB-CPK1/1/2A	1/2" tube crimped/drilled	0.53
CPK1E	trash guard	0.06

SHIELDAG Offers the WIDEST SELECTION of Chisel Plow Knives in the Industry !!

Your customer can also add ShieldAg Sweep/Chisel tubes to standard chisels and sweeps !!

Part #	Description	Weight
TA-1	Center Mount Chisel/Sweep tube	0.65
TA-2	Side Mount Chisel/Sweep tube	0.68
TA-3	Side Mount 12" Chisel Plow and Cultivator Sweep tube	0.69



TA-1

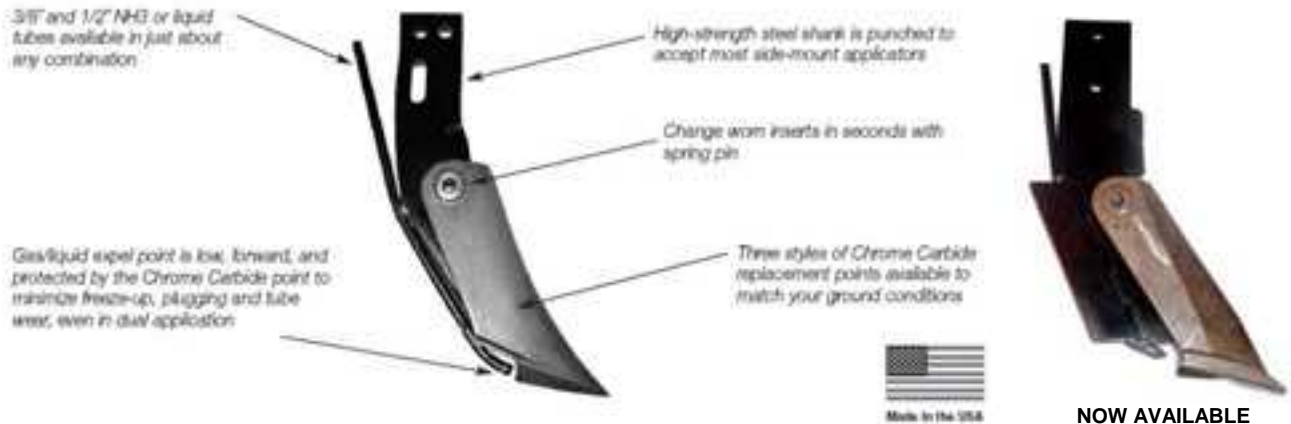


TA-2



TA-3

Acra-Plant replaceable-point quick change fertilizer knives



AVAILABLE NOW IN STRIP TILL CONFIGURATIONS

**NOW AVAILABLE
IN STRIP-TILL
CONFIGURATIONS !**

Item	Description	Weight
AP-700000	Acra Knife Shank with 3/8" NH3 tube and AP-700041 Standard Point	7.67
AP-700010	Acra Knife Shank w/ 3/8" NH3 tube (.408" OD, for 3/8" NH3 hose), no point	4.60
AP-700010V	Acra Knife Shank w/ 3/8" NH3 tube and 3/4" Vapor Tube, no point	5.40
AP-700011	Acra Knife Shank without tube (bare shank), no point	4.50
AP-700011STE	Acra ST-shank with 3/8" back-drilled tube STRIP TILL	8.80
AP-700011XBE	Acra ST-shank without tube. STRIP TILL	8.60
AP-700020	3/8" NH3 tube (.408" OD) crimped and drilled	0.50
AP-700021	3/8" Liquid tube (.408" OD) open end	0.50
AP-700022	1/2" Liquid tube (.569"OD) open end	0.60
AP-700023	3/8" NH3 tube (.408" OD) and Clip Rings for 1/2" large plastic tube	0.60
AP-700025	1/2" NH3 tube (.569" OD) crimped and drilled	0.60
AP-700041	STANDARD ACRA KNIFE POINT w/PIN	2.53
AP-700042	ACRA SUPER WING POINT w/PIN	2.78
AP-700042-ST	STRIP TILL POINT w/PIN	4.00
AP-700044	ACRA CLOSER POINT w/PIN	3.83
AP-700200	Acra Knife shank with 3/8" NH3 tube and AP-700042 Super Wing Point	7.92
AP-700400	Acra Knife shank with 3/8" NH3 tube and AP-700044 Sealer Point	8.50
AP-702000	Acra Knife shank with 3/8" NH3 tube and 3/8" Liquid tube (dual app)	5.10
AP-702000S	Acra Knife shank with 3/8" NH3 and 3/8" STAINLESS Liquid tubes (dual app)	5.10
AP-702010	Acra Knife shank with 3/8" NH3 and 1/2" Liquid tubes (dual app)	5.40
AP-702110	Acra Knife shank with 3/8" NH3 and Clip Rings for 1/2" large plastic hose (dual app)	4.80
AP-702510	Acra Knife shank with single 1/2" NH3 tube (.569" OD), crimped and drilled	4.70
AP-702610	Acra Knife shank with single 1/2" liquid tube (.569" OD), open end	4.70
K2TBDA3/4	3/4" Vapor tube (Raven)	0.74



AP-700010



AP-700011



AP-700042



AP-700044



AP-700042-ST
STRIP TILL POINT

ShieldAg Fertilizer Shanks



1 X 2 and 1-1/4 X 2 flat shanks



1-1/4 square shanks

1" X 2" Shanks AND 1-1/4" X 2" Shanks

Part #	Description	Unit Weight, lbs
KSC-1290	DMI Flat Shank	19.0
KSC-1294 (NEW ITEM)	Side Mount 1" shorter vertical than Blue Jet	20.0
KSC-1295	Flatten Side Blue Jet	20.0
KSC-1298	Flatten Side Mount DMI	22.0
KSC-1298WP	Flatten Side Mount DMI w/Locating Pin	22.0
KSC-1299 (NEW ITEM)	Flatten Side Mount DMI, HEAVY DUTY 1-1/4 X 2"	28.0
KSC-1299WP (NEW ITEM)	Flatten Side Mount DMI w/Locating Pin, HEAVY DUTY 1-1/4 X 2"	28.0

KSC-1299 Heavy-Duty Shanks are Perfect for Strip Till Rigs
These shanks do NOT "HairPin" Residue like "edge-on" shanks

Coil Shanks, 1-1/4" Square

Part #	Description	Unit Weight, lbs
KSC-90	DMI Shank	30.0
KSC-91	Clark 3 Hole Front Mount	34.0
KSC-92	Wilmar or Dempster	32.0
KSC-93	TCI Stubby Shank	31.0
KSC-94	Universal 1 Hole	30.0
KSC-95	Titan or Blue Jet	33.0
KSC-96	Champion Shank	31.0
KSC-97	John Blue Long	32.0
KSC-98	John Blue Short	30.0

Special Shanks for "West Coast"

Part #	Description	Unit Weight, lbs
H501	Coil Shank 1" Square, Short	21.0
H502	Coil Shank 1" Square, Long	23.0
H504-SC	Coil Shank 1-1/4" Square, Short	30.0
H510	Stubby Coil Shank, 1" Square, flattened	19.0

All ShieldAG shanks are manufactured using certified Chromium Manganese Steel
Quality Control and Heat Lot Documentation gives you CONFIDENCE in ShieldAg Quality !!

See our Catalog ON LINE at www.shieldag.com

ShieldAg Tool Bar Mounts

Part #	Description	Unit Weight, lbs
KSC-382	Clark-Tote for 4x4" bar for 1-1/4" square shank, 3 bolt system	8.3
KSC-384	"Quick-Tac" for 4x4" bar for 1-1/4" square shank, dual lollipop	8.1
KSC-384SPCC	"Quick-Tac" for 4x4" bar for 1-1/4" or 1x2" shanks, dual lollipop	Weight not available
KSC-384-6TP	"Quick-Tac" for 4Vx6"H bar for 1-1/4" square shank, dual lollipop	Weight not available
KSC-386i-44	4" X 4" bar, 1-1/4 Sq, 1 X 2 or 1-1/4 X 2 shanks, single lollipop & bolt	Weight not available
KSC-386i-64	6"VX4"H bar, 1-1/4 Sq, 1 X 2 or 1-1/4 X 2 shanks, single lollipop & bolt	Weight not available
KSC-386i-46	4"VX6"H bar, 1-1/4 Sq, 1 X 2 or 1-1/4 X 2 shanks, single lollipop & bolt	Weight not available
KSC-386i-66	6" X6" bar, 1-1/4 Sq, 1 X 2 or 1-1/4 X 2 shanks, single lollipop & bolt	Weight not available
KSC-384-55	5" X5" bar, 1-1/4 Sq, 1 X 2 or 1-1/4 X 2 shanks, single lollipop & bolt	Weight not available
KSC-384-57	5"V X7"H bar, 1-1/4 Sq, 1 X 2 or 1-1/4 X 2 shanks, single lollipop & bolt	Weight not available
KSC-384-75	7"V X5"H bar, 1-1/4 Sq, 1 X 2 or 1-1/4 X 2 shanks, single lollipop & bolt	Weight not available
KSC-384-77	7" X7" bar, 1-1/4 Sq, 1 X 2 or 1-1/4 X 2 shanks, single lollipop & bolt	Weight not available
KSC-1244	Shank Clamp 4" X 4" bar, 1 X 2 or 1-1/4 X 2 shanks with stabilizer	14.0
KSC-1264	Shank Clamp 6"V X 4"H bar, 1 X 2 or 1-1/4 X 2 shanks with stabilizer	14.3
KSC-1246	Shank Clamp 4"V X 6"H bar, 1 X 2 or 1-1/4 X 2 shanks with stabilizer	16.0
KSC-1266	Shank Clamp 6" X 6" bar, 1 X 2 or 1-1/4 X 2 shanks with stabilizer	16.3
KSC-1255	Shank Clamp 5" X 5" bar, 1 X 2 or 1-1/4 X 2 shanks with stabilizer	14.5
KSC-1257	Shank Clamp 5"V X 7" H bar, 1 X 2 or 1-1/4 X 2 shanks with stabilizer	16.8
KSC-1277	Shank Clamp 7" X7 " bar, 1 X 2 or 1-1/4 X 2 shanks with stabilizer	17.1
S-1244SL	Spring load clamp for 4x4" bar for 1x2" or 1-1/4 X 2 shank	44.0
S-1264SL	Spring load clamp for 6x4" bar for 1x2" shank or 1-1/4 X 2 shank	44.0
S-1246SL	Spring load clamp for 4x6" bar for 1x2" shank or 1-1/4 X 2 shank	46.0
S-1266SL	Spring load clamp for 6x6" bar for 1x2" shank or 1-1/4 X 2 shank	46.0
S-1257SL	Spring load clamp for 5x7" bar for 1x2" shank or 1-1/4 X 2 shank	56.0
S-1277SL	Spring load clamp for 7x7" bar for 1x2" shank or 1-1/4 X 2 shank	56.0
S-1244SLX	Heavy-duty SL clamp, 4x4" bar for 1x2" or 1-1/4 X 2 shank	46.0
S-1264SLX	Heavy-duty SL clamp, 6x4" bar for 1x2" shank or 1-1/4 X 2	46.0
S-1246SLX	Heavy-duty SL clamp, 4x6" bar for 1x2" shank or 1-1/4 X 2	48.0
S-1266SLX	Heavy-duty SL clamp, 6x6" bar for 1x2" shank or 1-1/4 X 2	48.0
S-1257SLX	Heavy-duty SL clamp, 5x7" bar for 1x2" shank or 1-1/4 X 2	56.0
S-1277SLX	Heavy-duty SL clamp, 7x7" bar for 1x2" shank or 1-1/4 X 2	56.0
RIGID COULTER MOUNTS, 3/4" U-bolts not included		
KSC-466340	4 X 4 or 6 X 4 Coulter System Mount, requires 3/4" mtg hardware	10.0
KSC-466640	4 X 6 or 6 X 6 Coulter System Mount, requires 3/4" mtg hardware	14.0
KSC-466571	5 X 7 or 7 X 7 Coulter System Mount, requires 3/4" mtg hardware	21.0
RIGID C-S (coulter-shank) Mounts, 5/8" U-bolts not included		
KSC-466392	4 X 4 or 6 X 4 Coulter System Mount, 4" horizontal	42.0
KSC-466396	4 X 6 or 6 X 6 Coulter System Mount, 6" horizontal	46.0
KSC-466397	5 X 7 or 7 X 7 Coulter System Mount, 7" horizontal	53.0
COULTER-Spring Shank Mounts, 5/8"U-bolts not included		
KSC-466540	4 X 4 or 6 X 4 Coulter-Shank System Mount	53.0
KSC-466540X	4 X 4 or 6 X 4 Coulter-Shank System Mount, Heavy-Duty dbl spring	55.0
KSC-466560	4 X 6 or 6 X 6 Coulter-Shank System Mount	58.0
KSC-466560X	4 X 6 or 6 X 6 Coulter-Shank System Mount, Heavy-Duty dbl spring	60.0
KSC-466570	5 X 7 or 7 X 7 Coulter-Shank System Mount	62.0
KSC-466570X	5 X 7 or 7 X 7 Coulter-Shank System Mount, Heavy-Duty dbl spring	64.0



NEW S-1244SLX series
Heavy-Duty double spring clamps
Supplied with U-bolts



KSC-466340
Rigid Coulter Mount



KSC-466392 C-S Mount



KSC-466540X Coulter-spring
shank mount shown
order U-bolts separately

EYE BOLTS (lollipops), Soil End Knife Clamps and Service Parts

Part #	Description	Unit Weight, lbs
EYE BOLTS (lollipops)	FOR VERTICAL MEASUREMENT TOOLBAR SIZE LISTED	Weight not available
KSC-384i	4" bar Eye Bolt w/Nut/Lock Washer for 1-1/4" sq shanks only	Weight not available
KSC-384i1142	4" bar Eye Bolt w/ldwre for 1-1/4" square, 1x2" or 1-1/4 X 2 shanks	Weight not available
KSC-386i5	5" bar Eye Bolt w/ldwre for 1-1/4" square, 1x2" or 1-1/4 X 2 shanks	Weight not available
KSC-386i6	6" bar Eye Bolt w/ldwre for 1-1/4" square, 1x2" or 1-1/4 X 2 shanks	Replaces KSC384i-6SP
KSC-386i7	7" bar Eye Bolt w/ldwre for 1-1/4" square, 1x2" or 1-1/4 X 2 shanks	Weight not available
SOIL END knife clamps	FOR SHANK SIZES LISTED	
KSC-1212	Soil end knife clamp for 1 X 2 shank	Weight not available
KSC-385	Soil end knife clamp for 1-1/4" Square shank	Weight not available

Replacement Parts for Clamp Assemblies

KSC-125SP	4" horiz stabilizer Plate for KSC-384 & 1-1/4" square shanks	Weight not available
KSC382-P	Main Plate for KSC-382	Weight not available
KSC382-C	Shank coupon for KSC-382	Weight not available
KSC-384TP	Top Plate for 4" horizontal eyebolt clamps	Weight not available
KSC-384TP-6	Top Plate for 6" horizontal eyebolt clamps	Weight not available
KSC-384TP-75	Top Plate for 5" horizontal eyebolt clamps	Weight not available
KSC-384TP-57	Top Plate for 7" horizontal eyebolt clamps	Weight not available
Parts for KSC-12 series rigid clamps and knife-to-shank clamps		
KSC1244-B	TOP plate for KSC-1244& -1264	Weight not available
KSC1244-SP	Stabilizer Plate for KSC-1244& -1264	Weight not available
KSC1244-C	Shank mount coupon for All KSC-12 series clamps	Weight not available
KSC1246-B	TOP plate for KSC-1246 & -1266	Weight not available
KSC1246-SP	Stabilizer plate for KSC-1246 & -1266	Weight not available
KSC1255-B	TOP plate for KSC-1255 & -1275	Weight not available
KSC1255-SP	Stabilizer plate for KSC-1255 & -1275	Weight not available
KSC1277-B	TOP plate for KSC-1257 & -1277	Weight not available
KSC1277-SP	Stabilizer plate for KSC-1257 & -1277	Weight not available
KSC385-PL	Knife-to-shank plate for KSC-385	Weight not available
KSC-1212PL	Knife-to-shank plate for KSC-1212	Weight not available
Replacement parts for spring bundles		
S1244SL-HT	Hinge tube 1.5"ODx1.02"IDx1.5" for S-1244SL & S-1246SL	Weight not available
S1244SL-TW	Shank mount hinge/tongue for S-series clamps	Weight not available
S1244SL-SPC	Spring Cap Weldment for KSC- and S-series SINGLE SPRING bundles	Weight not available
SASC06	Spring Cap Weldment for KSC- and S-series DOUBLE SPRING bundles	Weight not available
SPR-1	Clamp Relief Spring	Weight not available
SPR-2	Heavy-duty Spring for DOUBLE SPRING bundles (outer spring)	Weight not available

Please see ShieldAg's product selection guide for application information



www.shieldag.com
(800) 798-1968
www.acraplant.com

PO Box 687 • Hutchinson, KS 67504-0687 • (620) 662-7482 Fax



Replacement Hardware for Clamp Assemblies, Grade 5 unless noted

Part #	Description	Unit Weight, lbs
104-B1	HHCS Gr 5 1/2x2"	Weight not available
104-B1-A	HHCS Gr 2 1/2x2", GRADE TWO for shear bolt	Weight not available
104-C1	HHCS Gr 5 1/2x3"	Weight not available
104-C3	HHCS Gr 5 1/2 x3-1/2"	Weight not available
105-G1	HHCS 5/8x7"	Weight not available
105-G3	HHCS 5/8x7-1/2"	Weight not available
105-H1	HHCS 5/8x8"	Weight not available
105-H11	HHCS 5/8 X 11"	Weight not available
105-J1	HHSC 5/8 X 10"	Weight not available
105-M1	HHSC 5/8 X 9"	Weight not available
106-B1	Set Screw 3/4x2" square head	Weight not available
106-E3	HHSC 3/4 X 3" for attaching shanks to spring bundles and clamps	Weight not available
106-G3	HHCS 3/4x7-1/2"	Weight not available
106-I1	HHCS 3/4 X 9"	Weight not available
106-I3	HHCS 3/4 X 9-1/2"	Weight not available
106-H1	HHCS 3/4 X 8"	Weight not available
106-H10	HHCS 3/4 X 10"	Weight not available
106-N1	HHCS Gr 5 3/4x14"	Weight not available
LW4	Split lock washer 1/2"	Weight not available
LW5	Split lock washer 5/8"	Weight not available
LW6	Split lock washer 3/4"	Weight not available
MF6	Flat washer, 3/4"	Weight not available
MF6H	Flat washer, 3/4", HEAT TREATED	Weight not available
N4	Hex nut, 1/2" plated	Weight not available
N5	Hex nut, 5/8" plated	Weight not available
N6	Hex nut, 3/4" plated	Weight not available
N6H	Heavy hex nut, 3/4" plated	Weight not available
N6J	Hex jam nut, 3/4" plated	Weight not available

VISIT US ON THE WEB




www.shieldag.com
(800) 798-1968
 www.acraplant.com



PO Box 687 • Hutchinson, KS 67504-0687 • (620) 662-7482 Fax

ShieldAG Coulter Blades



Part #	Size	Type	Center Hole	Thickness			BCD	Bolt Holes	Hole Size	Weight Lbs
				Gauge	MM	Decimal				
17FLYET CLT	17"	Crucible Fluted	4"	7	4.5	0.177	5.25"	4	0.5313	11.88
20FL COMBO	20"	Fluted	3-11/16"	7	4.5	0.177	5.0" & 5.25"	8	0.5313	16.28
20FLC COMBO	20"	Crucible Fluted	3-11/16"	7	4.5	0.177	5.0" & 5.25"	8	0.5313	16.28
20PL COMBO	20"	Smooth	3-11/16"	7	4.5	0.177	5.0" & 5.25"	8	0.5313	16.28
20NO COMBO	20"	Notched	3-11/16"	7	4.5	0.177	5.0" & 5.25"	8	0.5313	16.28
22PL COMBO	22"	Smooth	3-11/16"	6	5.0	0.197	5.0" & 5.25"	8	0.5313	22.00
24PL COMBO	24"	Smooth	3-11/16"	6	5.0	0.197	5.0" & 5.25"	8	0.5313	26.18
24PLDBJ CLT	24"	Smooth	3-11/16"	6	5.0	0.197	5.0"	4	0.5313	26.18

SPECIALTY COULTERS AND SEALERS--NOTE: AVAILABILITY IS LIMITED, OUT OF STOCK LEAD TIME IS 90--120 DAYS

	Size	Type	Center Hole	Thickness			BCD	Bolt Holes	Hole Size	Weight Lbs
				Gauge	MM	Decimal				
20WB8 COMBO	20"	1-3/4" Wavy	3-11/16"	7	4.5	0.177	5.0" & 5.25"	8	0.5313	16.28
17WB COMBO	17"	3/4" Wavy	3-11/16"	7	4.5	0.177	5.0" & 5.25"	8	0.5313	11.88
KSC-33551445N	14"	14" DMI Notched Sealer	2-17/32"	9	3.5	0.138	4.0"	4	0.5313	7.04
KSC-33551445	14"	14" DMI Plain Sealer	2-17/32"	9	3.5	0.138	4.0"	4	0.5313	7.04
KSC-33551870	18"	18" DMI Plain Sealer, Dull	1-25/32"	9	3.5	0.138	5.0"	4	.53 SQ	8.80
18 DB11-NO	18"	18" Dalton Notched Sealer	2-1/4"	9	3.5	0.138	4.0"	4	0.438	8.80

NOTE: An exclusive process developed by ShieldAG assures the flattest, truest running coulters on the market



(800) 798-1968

www.shieldag.com

PO Box 687 • Hutchinson, KS 67504-0687 • (620) 662-7482 Fax

TILLAGE & FERTILIZER APPLICATION TOOLS • ACRA-PLANT PRECISION PLANTING EQUIPMENT

GRAIN & LIVESTOCK HANDLING EQUIPMENT



1 X 2 and 1-1/4 X 2 flat shanks

1-1/4 square shanks



SHANKS

1" X 2" Shanks AND 1-1/4" X 2" Shanks

Part #	Description	Unit Weight, lbs
KSC-1290	DMI Flat Shank	19.0
KSC-1294 (NEW ITEM)	Side Mount 1" shorter vertical than Blue Jet	20.0
KSC-1295	Flatten Side Blue Jet	20.0
KSC-1298	Flatten Side Mount DMI	22.0
KSC-1298WP	Flatten Side Mount DMI w/locating Pin	22.0
KSC-1299 (NEW ITEM)	Flatten Side Mount DMI, HEAVY DUTY 1-1/4 X 2"	28.0
KSC-1299WP (NEW ITEM)	Flatten Side Mount DMI w/locating Pin, HEAVY DUTY 1-1/4 X 2"	28.0

KSC-1299 Heavy-Duty Shanks are Perfect for Strip Till Rigs
These shanks do NOT "HairPin" Residue like "edge-on" shanks

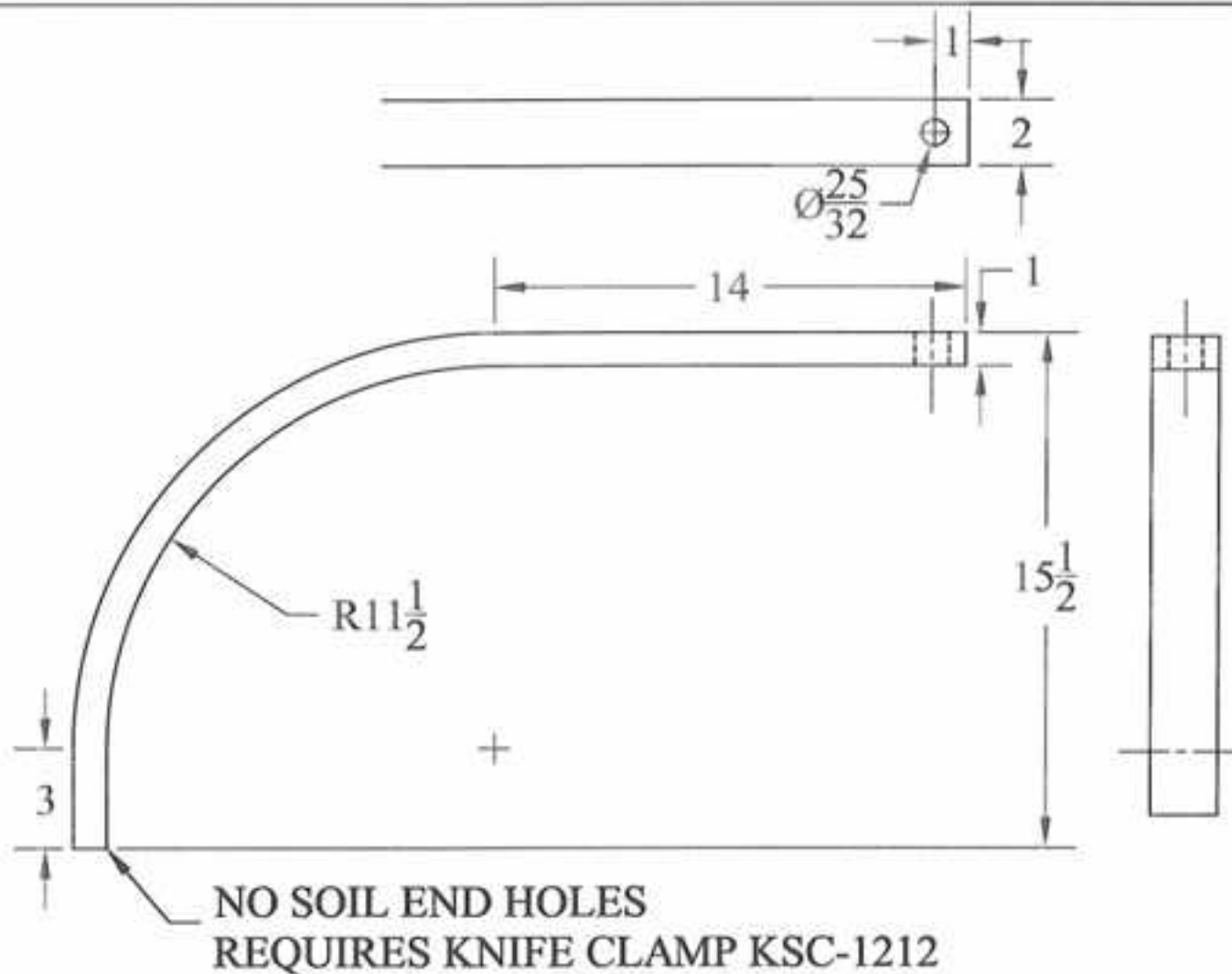
Coil Shanks, 1-1/4" Square

Part #	Description	Unit Weight, lbs
KSC-90	DMI Shank	30.0
KSC-91	Clark 3 Hole Front Mount	34.0
KSC-92	Wilmar or Dempster	32.0
KSC-93	TCI Stubby Shank	31.0
KSC-94	Universal 1 Hole	30.0
KSC-95	Titan or Blue Jet	33.0
KSC-96	Champion Shank	31.0
KSC-97	John Blue Long	32.0
KSC-98	John Blue Short	30.0

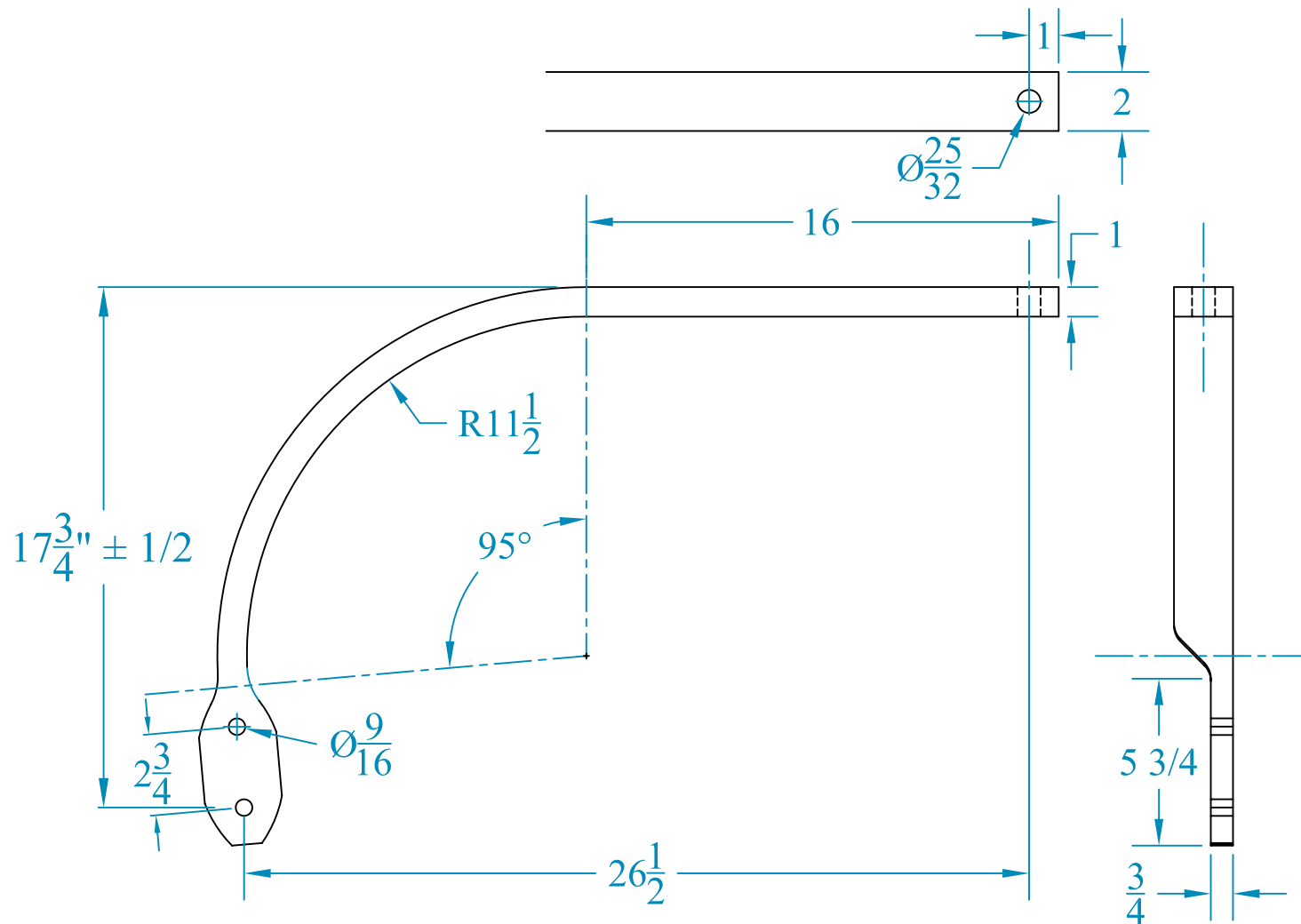
Special Shanks for "West Coast"

Part #	Description	Unit Weight, lbs
H501	Coil Shank 1" Square, Short	21.0
H502	Coil Shank 1" Square, Long	23.0
H504-SC	Coil Shank 1-1/4" Square, Short	30.0
H510	Stubby Coil Shank, 1" Square, flattened	19.0

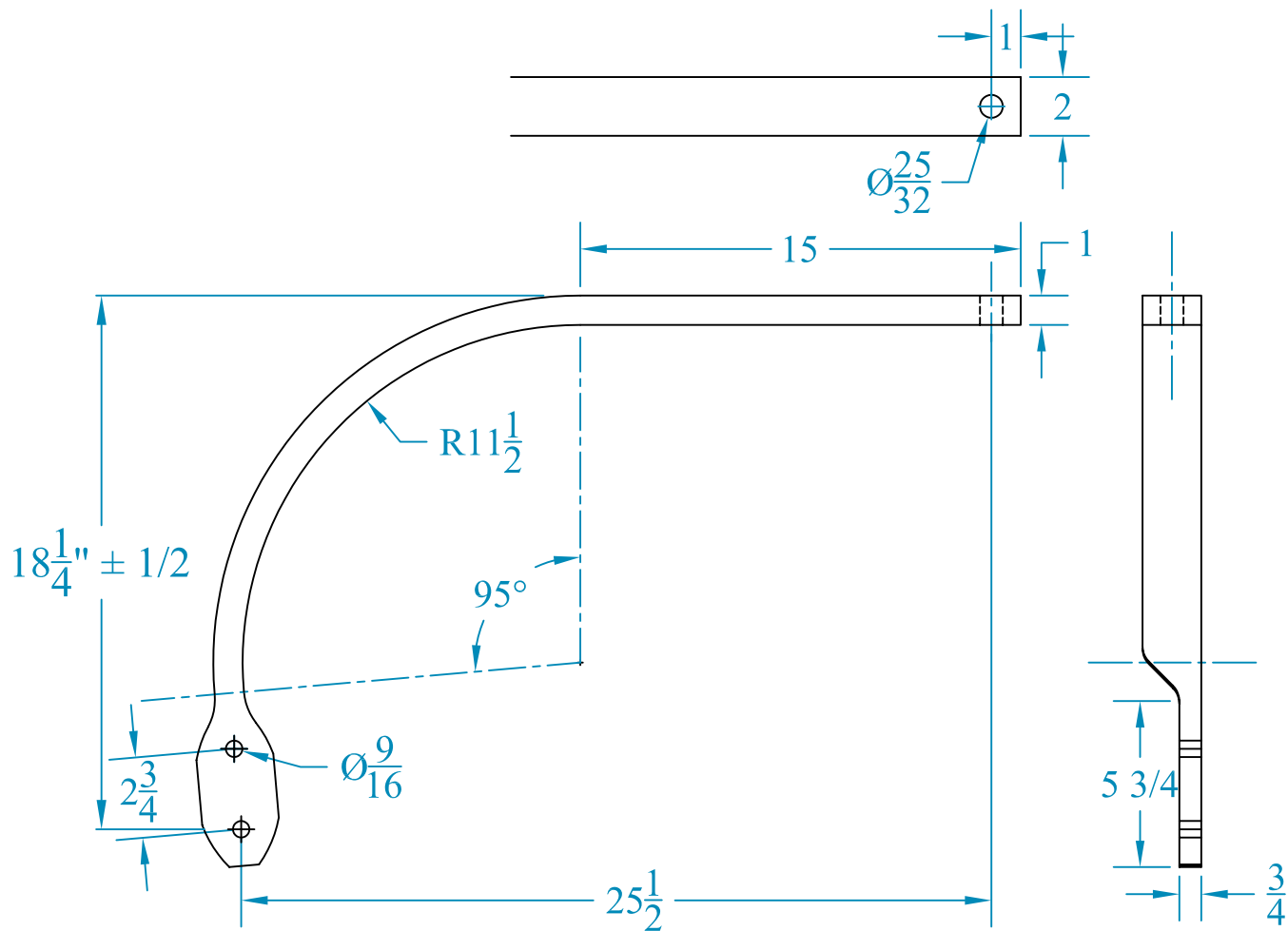
All ShieldAG shanks are manufactured using certified Chromium Manganese Steel
Quality Control and Heat Lot Documentation gives you CONFIDENCE in ShieldAg Quality !!



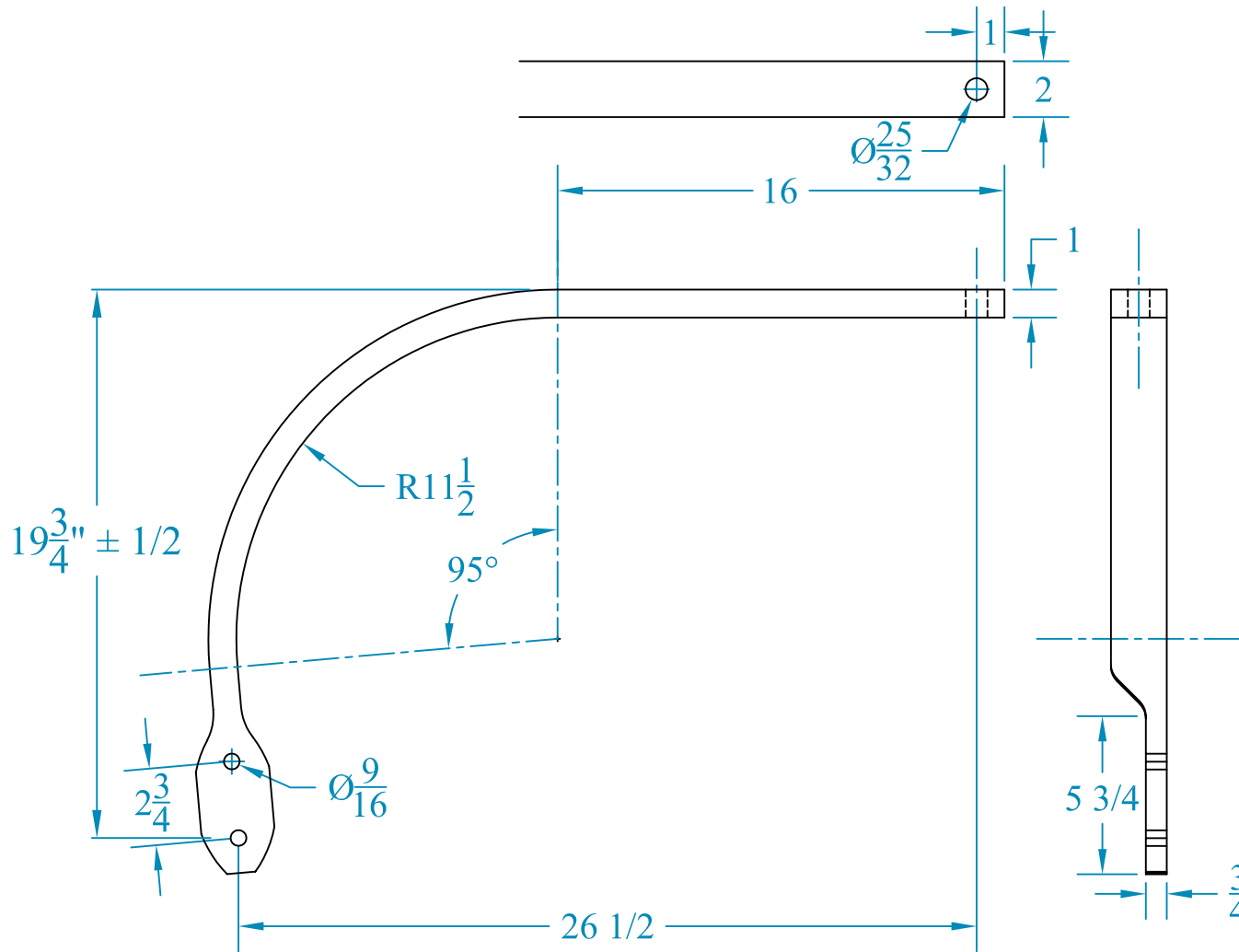
-	-	-	-	TOLERANCE UNLESS OTHERWISE NOTED	SHIELD AGRICULTURAL EQUIPMENT DRAWN BY: SHORES DATE: 02/24/09 CHECKED BY: DATE:
-	-	-	-	0/0 +/- 1/32	
-	-	-	-	0.00 +/- .020	
-	-	-	-	0.000 +/- .005	
-	-	-	-	0.0000 +/- .001	
REV.	BY	DATE	DESCRIPTION	ANGLE +/- 1/2	
DESCRIPTION DMI 1 X 2 FLAT SHANK				MATERIAL 1 X 2 5160 HR BAR	
				PART NO. KSC-1290	
				REV. -	



-	-	-	-	TOLERANCE UNLESS OTHERWISE NOTED 0/0 +/- 1/32 0.00 +/- .020 0.000 +/- .005 0.0000 +/- .001 ANGLE +/- 1/2	SHIELD AGRICULTURAL EQUIPMENT	
-	-	-	-			
-	-	-	-			
-	-	-	-			
REV.	BY	DATE	DESCRIPTION		DRAWN BY: SHORES CHECKED BY: _	DATE: 02/24/09 DATE: _
DESCRIPTION			MATERIAL		PART NO.	REV.
SHIELD 1 X 2 FERTILIZER SHANK			1 X 2 5160 HR BAR		KSC-1294	-

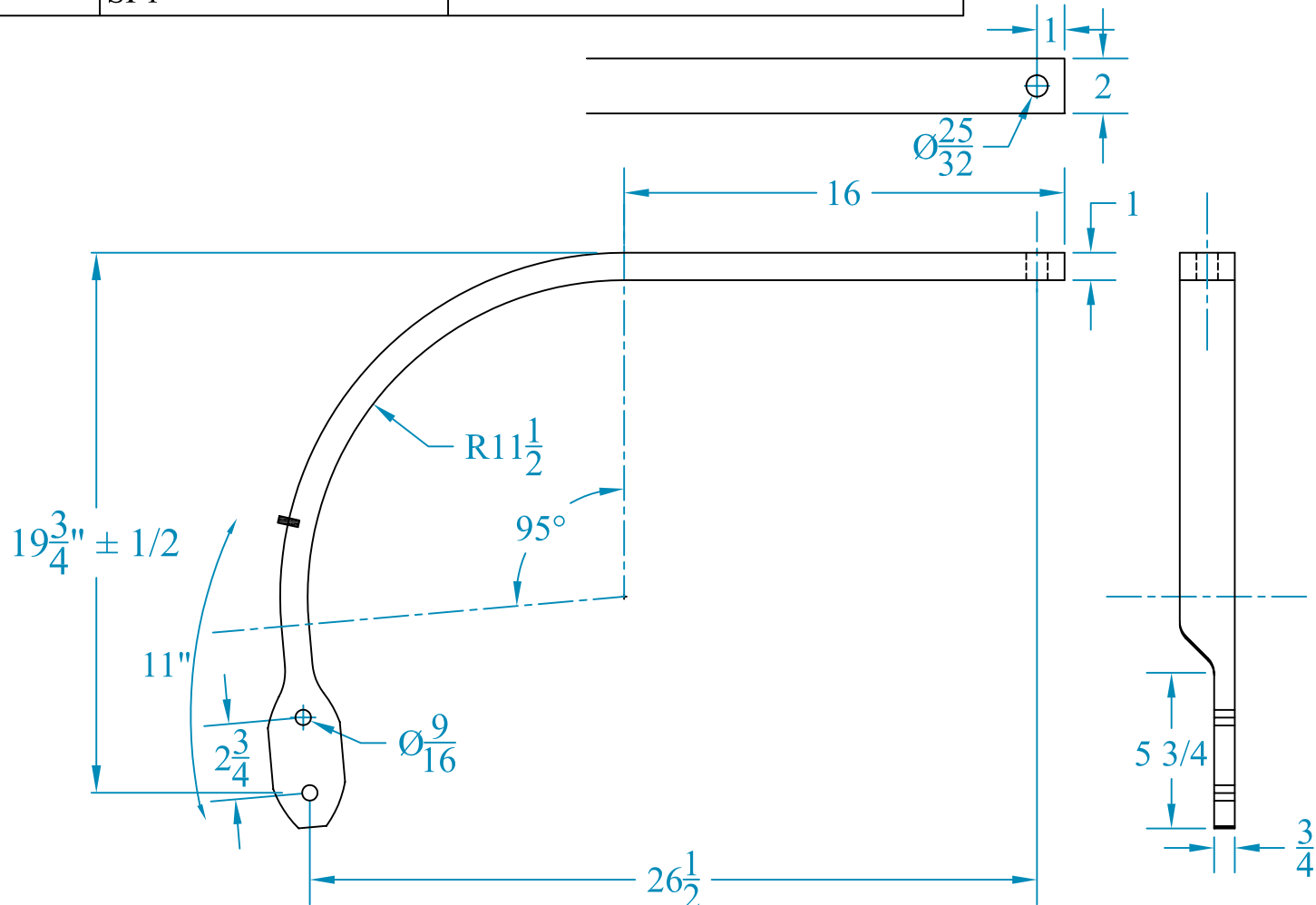


-	-	-	-	TOLERANCE UNLESS OTHERWISE NOTED 0/0 +/- 1/32 0.00 +/- .020 0.000 +/- .005 0.0000 +/- .001 ANGLE +/- 1/2	SHIELD AGRICULTURAL EQUIPMENT	
-	-	-	-			
-	-	-	-		DRAWN BY: SHORES	DATE: 02/24/09
-	-	-	-		CHECKED BY: -	DATE: -
REV.	BY	DATE	DESCRIPTION	PART NO. KSC-1295		
DESCRIPTION BLU JET 1 X 2 FERTILIZER SHANK			MATERIAL 1 X 2 5160 HR BAR			REV. -



-	-	-	-	TOLERANCE UNLESS OTHERWISE NOTED 0/0 +/- 1/32 0.00 +/- .020 0.000 +/- .005 0.0000 +/- .001 ANGLE +/- 1/2	SHIELD AGRICULTURAL EQUIPMENT	
-	-	-	-			
-	-	-	-			
-	-	-	-			
REV.	BY	DATE	DESCRIPTION		DRAWN BY: SHORES	DATE: 02/24/09
					CHECKED BY: -	DATE: -
DESCRIPTION DMI 1 X 2 FLAT SHANK			MATERIAL 1 X 2 5160 HR BAR			PART NO. KSC-1298
						REV. -

ITEM #	QUAN.	PART #	DESCRIPTION
1	1	KSC-1298	DMI 1 X 2 FLAT SHANK
2	1	SP1	1/4 X 3/4 SPIROL PIN



-	-	-	-
-	-	-	-
-	-	-	-
-	-	-	-
REV.	BY	DATE	DESCRIPTION

TOLERANCE UNLESS
OTHERWISE NOTED

0/0 +/- 1/32

0.00 +/- .020

0.000 +/- .005

0.0000 +/- .001

ANGLE +/- 1/2

SHIELD
AGRICULTURAL EQUIPMENT

DRAWN BY: **SHORES**

DATE: **02/24/09**

CHECKED BY: _

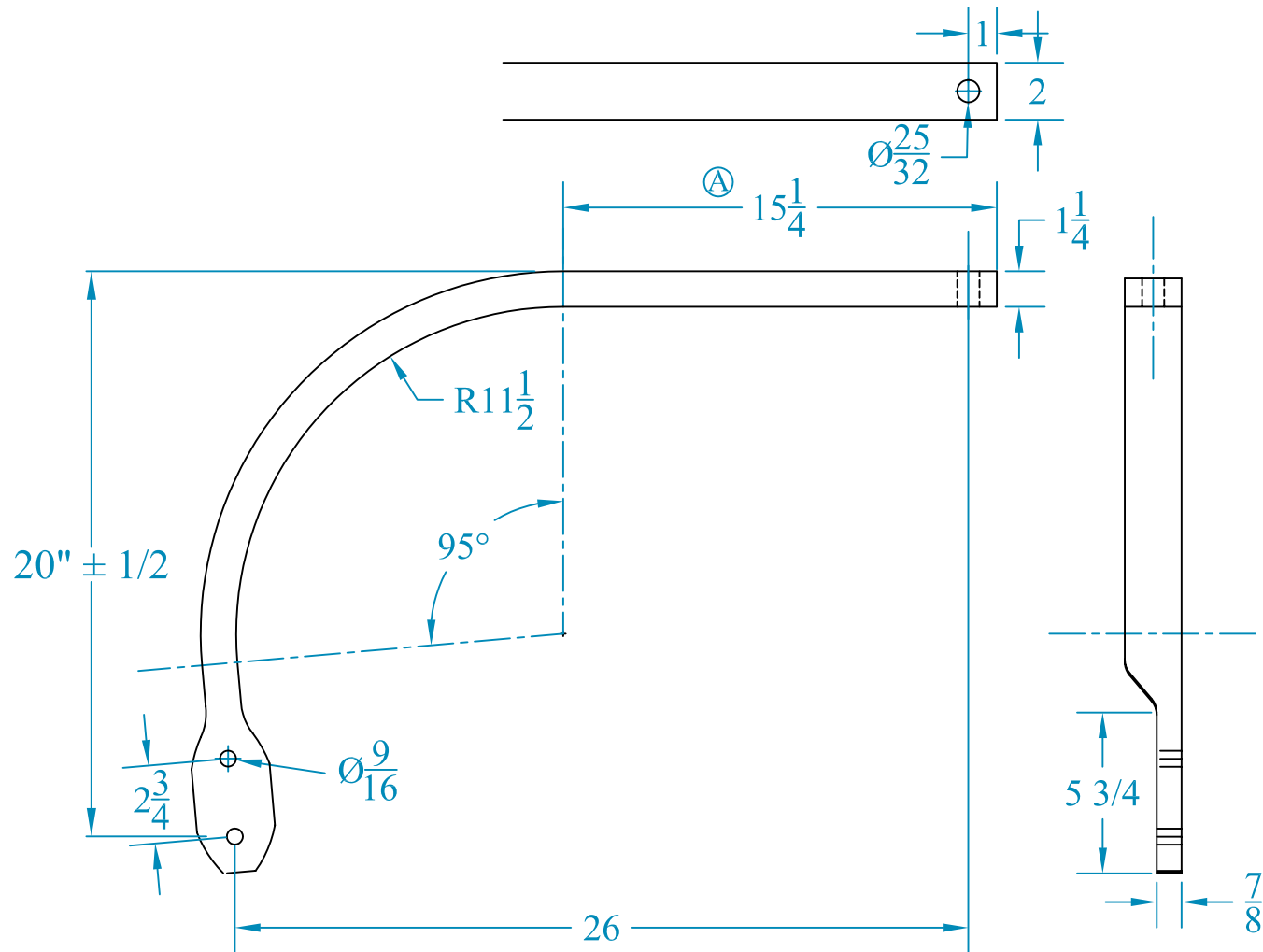
DATE: _

DESCRIPTION **DMI 1 X 2 FLAT SHANK WITH PIN**

MATERIAL **1 X 2 5160 HR BAR**

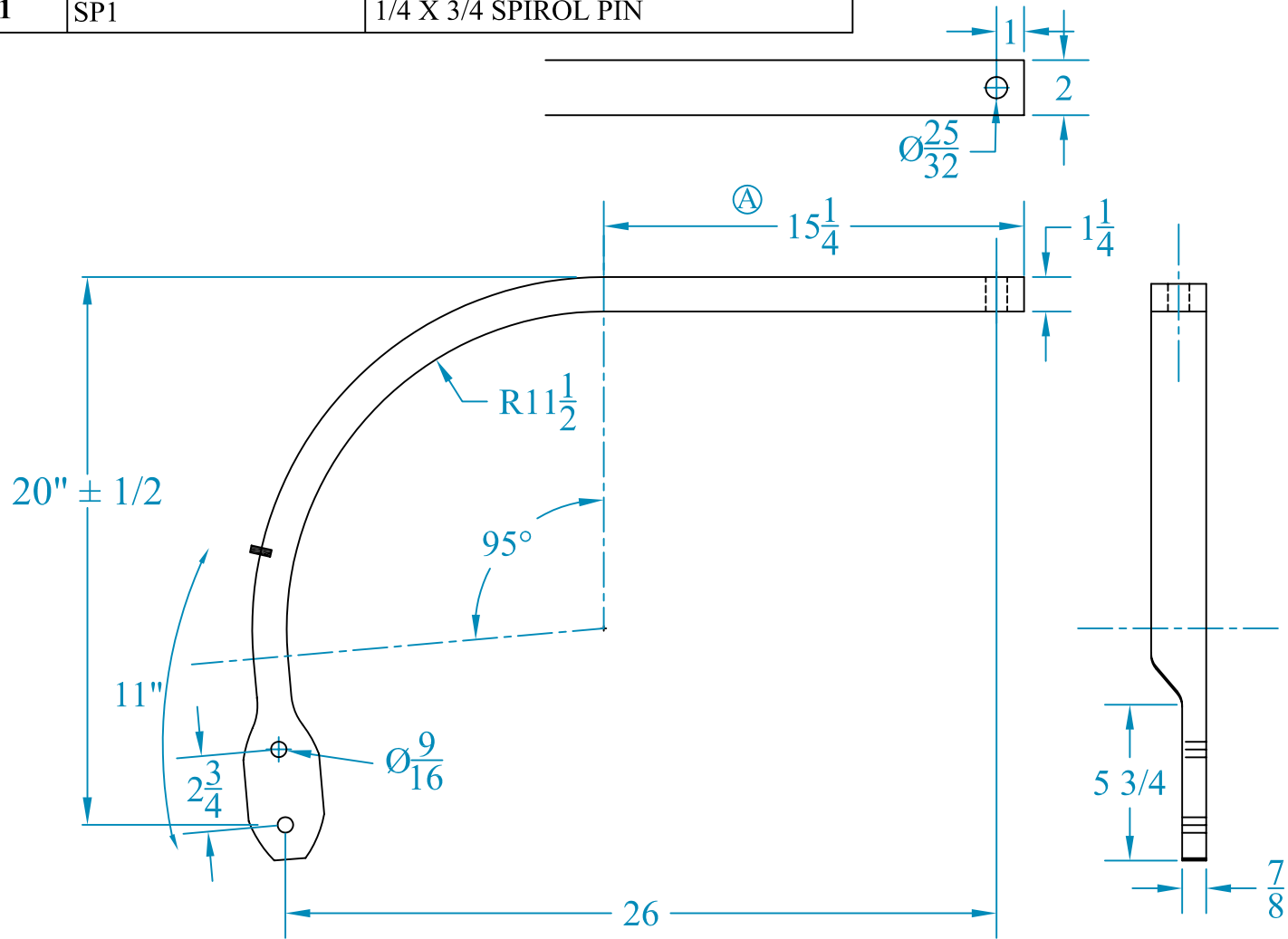
PART NO. **KSC-1298WP**

REV.
-



-	-	-	-	TOLERANCE UNLESS OTHERWISE NOTED 0/0 +/- 1/32 0.00 +/- .020 0.000 +/- .005 0.0000 +/- .001 ANGLE +/- 1/2	SHIELD AGRICULTURAL EQUIPMENT	
-	-	-	-			
-	-	-	-			
-	-	-	-			
A	BA	10/28/08	CHANGED TOP LENGTH FROM 16 TO 15 1/4, ADDED SHEAR LENGTH		DRAWN BY: SHORES	DATE: 02/24/09
REV.	BY	DATE	DESCRIPTION		CHECKED BY: _	DATE: _
DESCRIPTION			SHIELD AG 1 1/4 X 2 FERTILIZER SHANK		PART NO.	KSC-1299
MATERIAL			1 1/4 X 2 5160 HR BAR		REV.	A

ITEM #	QUAN.	PART #	DESCRIPTION
1	1	KSC-1299	DMI 1-1/4 X 2 FLAT SHANK
2	1	SP1	1/4 X 3/4 SPIROL PIN

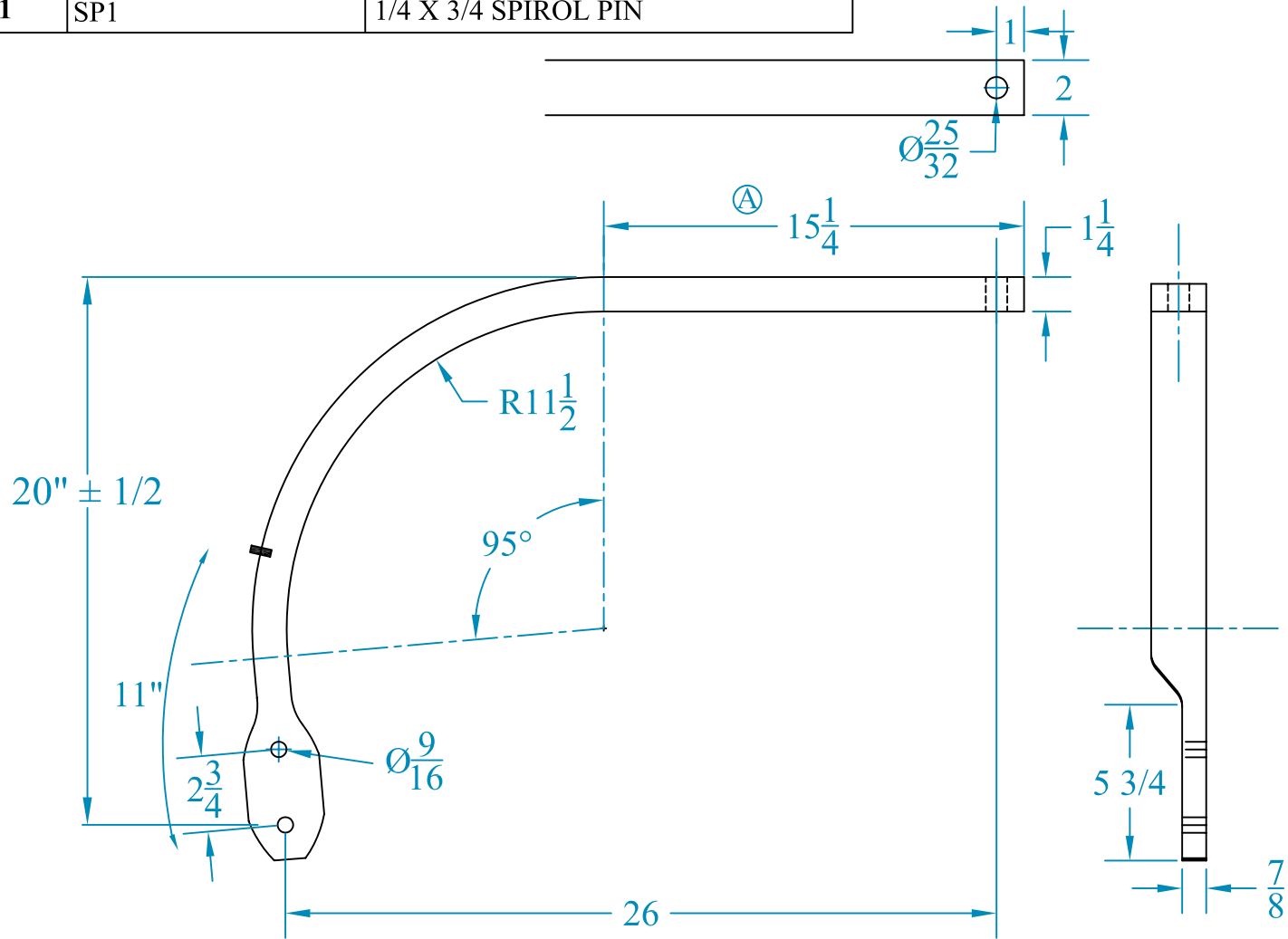


-	-	-	-
-	-	-	-
-	-	-	-
A	BA	10/28/08	CHANGED TOP LENGTH FROM 16 TO 15 1/4, ADDED SHEAR LENGTH
REV.	BY	DATE	DESCRIPTION

TOLERANCE UNLESS OTHERWISE NOTED 0/0 +/- 1/32 0.00 +/- .020 0.000 +/- .005 0.0000 +/- .001 ANGLE +/- 1/2		SHIELD AGRICULTURAL EQUIPMENT	
DRAWN BY: SHORES		DATE: 02/24/09	
CHECKED BY: _		DATE: _	

DESCRIPTION		MATERIAL		PART NO.		REV.	
SHIELD AG 1 1/4 X 2 FERTILIZER SHANK WITH PIN		1 1/4 X 2 5160 HR BAR		KSC-1299WP		A	

ITEM #	QUAN.	PART #	DESCRIPTION
1	1	KSC-1299	DMI 1-1/4 X 2 FLAT SHANK
2	1	SP1	1/4 X 3/4 SPIROL PIN



-	-	-	-
-	-	-	-
-	-	-	-
A	BA	10/28/08	CHANGED TOP LENGTH FROM 16 TO 15 1/4, ADDED SHEAR LENGTH
REV.	BY	DATE	DESCRIPTION

TOLERANCE UNLESS OTHERWISE NOTED

0/0 +/- 1/32

0.00 +/- .020

0.000 +/- .005

0.0000 +/- .001

ANGLE +/- 1/2

SHIELD

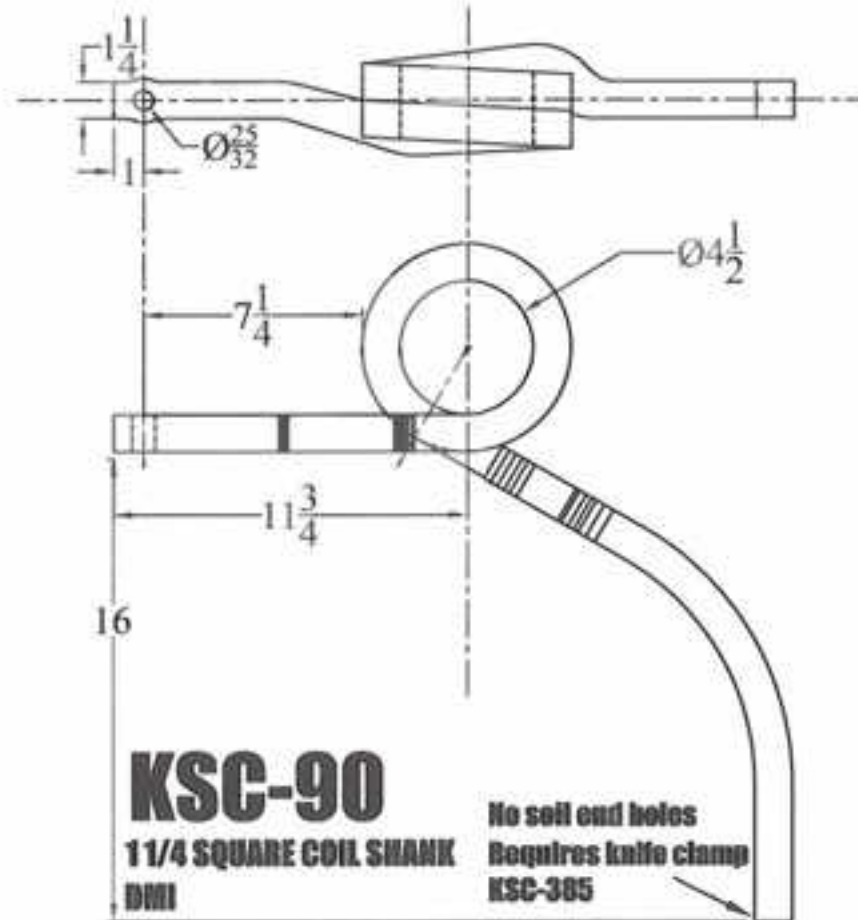
AGRICULTURAL EQUIPMENT

DRAWN BY: **SHORES** DATE: **02/24/09**

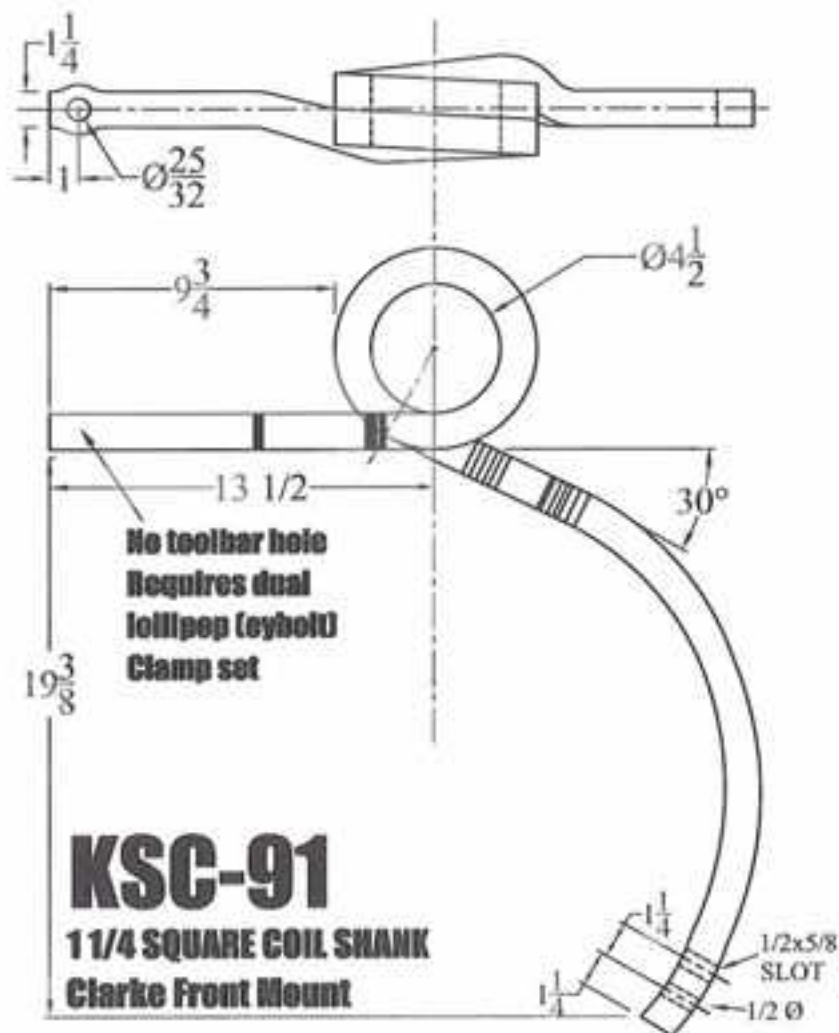
CHECKED BY: **_** DATE: **_**

DESCRIPTION	MATERIAL	PART NO.	REV.
SHIELD AG 1 1/4 X 2 FERTILIZER SHANK WITH PIN	1 1/4 X 2 5160 HR BAR	KSC-1299WP	A

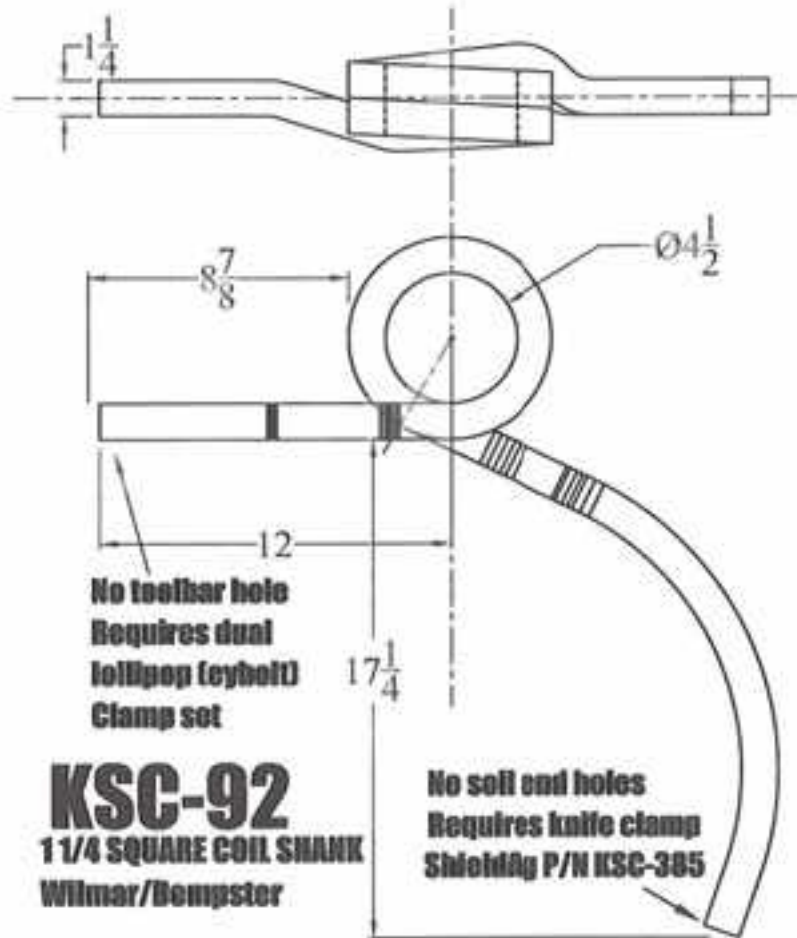
-	-	-	-	TOLERANCE UNLESS OTHERWISE NOTED 0/0 +/- 1/32 0.00 +/- .020 0.000 +/- .005 0.0000 +/- .001 ANGLES +/- 1/2	<div>SHIELD</div> <div>AGRICULTURAL EQUIPMENT</div>	DRAWN BY: SHORES		DATE: 02/23/09
-	-	-	-			CHECKED BY: -		DATE: -
-	-	-	-					
-	-	-	-					
REV.	BY	DATE	DESCRIPTION					
DESCRIPTION DMI 1-1/4 SQUARE COIL SHANK				MATERIAL 1 1/4 SQ. 5160 HR BAR		PART NO. KSC-90		REV. -



-	-	-	-	TOLERANCE UNLESS OTHERWISE NOTED .0/0 +/- 1/32 .0/0 +/- .020 .0/00 +/- .005 .0/000 +/- .001 ANGLES +/- 1/2	SHIELD AGRICULTURAL EQUIPMENT DRAWN BY: SHORES DATE: 02/23/09 CHECKED BY: - DATE: -
-	-	-	-		
-	-	-	-		
-	-	-	-		
REV.	BY	DATE	DESCRIPTION	MATERIAL	PART NO. KSC-90 REV. -
DMI 1-1/4 SQUARE COIL SHANK				1 1/4 SQ. 5160 HR BAR	




-	-	-	-	TOLERANCE UNLESS OTHERWISE NOTED 0/0 +/- 1/32 0.00 +/- .020 0.000 +/- .005 0.0000 +/- .001 ANGLE +/- 1/2	<div>SHIELD</div> <div>AGRICULTURAL EQUIPMENT</div>	DRAWN BY: SHORES	DATE: 02/24/09	CHECKED BY: -	DATE: -	PART NO. KSC-91	REV. -
-	-	-	-								
-	-	-	-								
-	-	-	-								
REV.	BY	DATE	DESCRIPTION								
DESCRIPTION 1-1/4" Square Coil shank, Clarke Front Mount				MATERIAL 1 1/4 SQ. 5160 HR BAR							

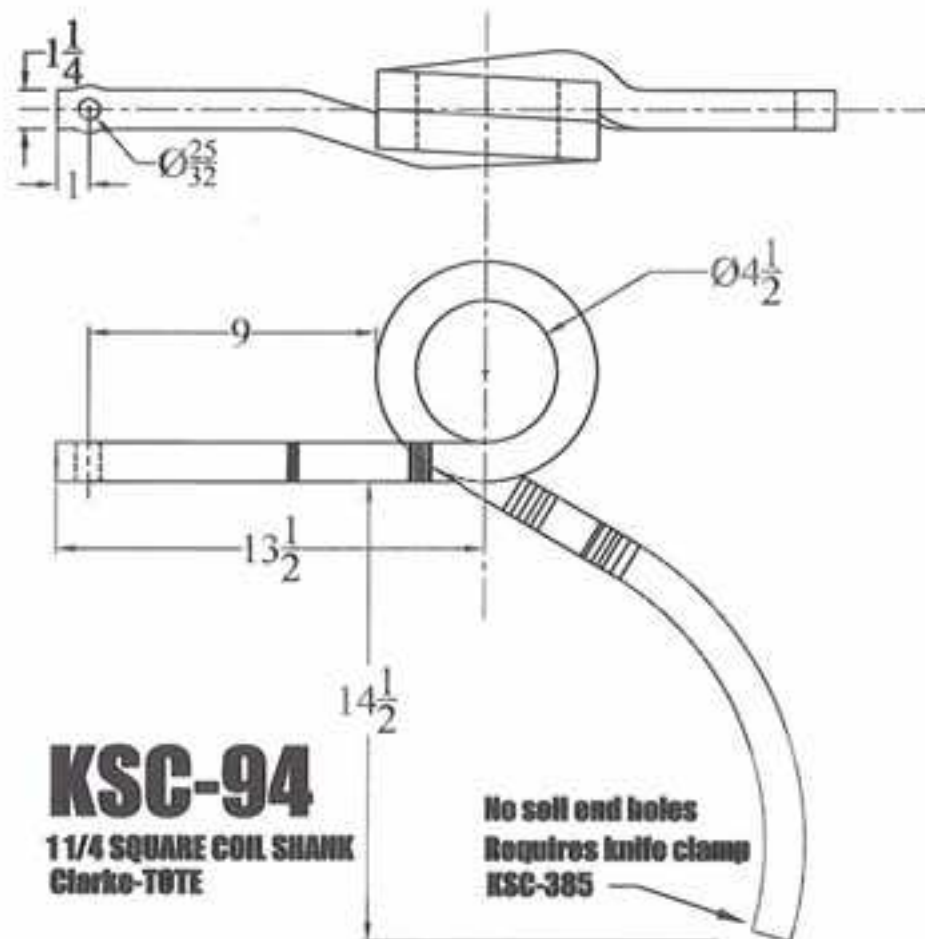


KSC-92
1 1/4 SQUARE COIL SHANK
Wilmar/Dempster

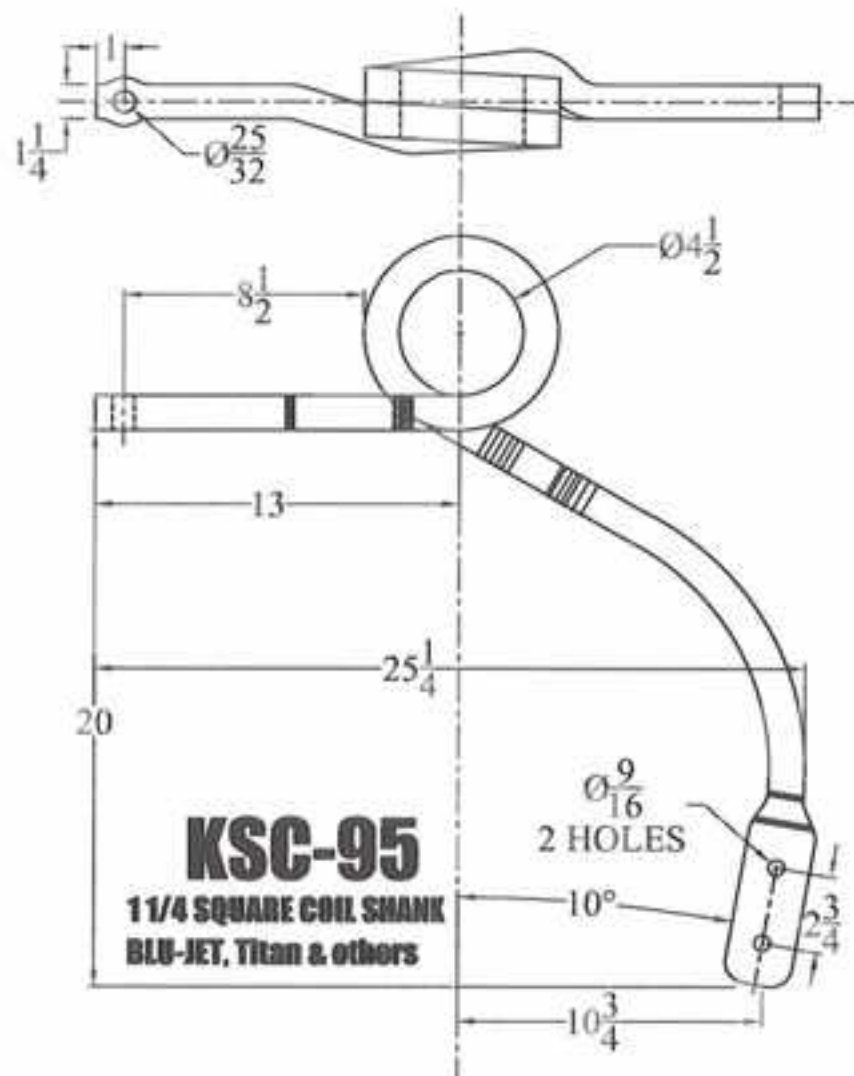
No soil end holes
 Requires knife clamp
 ShieldAg P/N KSC-385

-	-	-	-	TOLERANCE UNLESS OTHERWISE NOTED 0/0 +/- 1/32 0.00 +/- .020 0.000 +/- .005 0.0000 +/- .001 ANGLE +/- 1/2	SHIELD AGRICULTURAL EQUIPMENT
-	-	-	-		
-	-	-	-		
-	-	-	-		
REV.	BY	DATE	DESCRIPTION		DRAWN BY: SHORES DATE: 02/24/09 CHECKED BY: DATE:
DESCRIPTION 1-1/4" Square Coil shank, Wilmar/Dempster				MATERIAL 1 1/4 SQ. 5160 HR BAR	PART NO. KSC-92
					REV. -

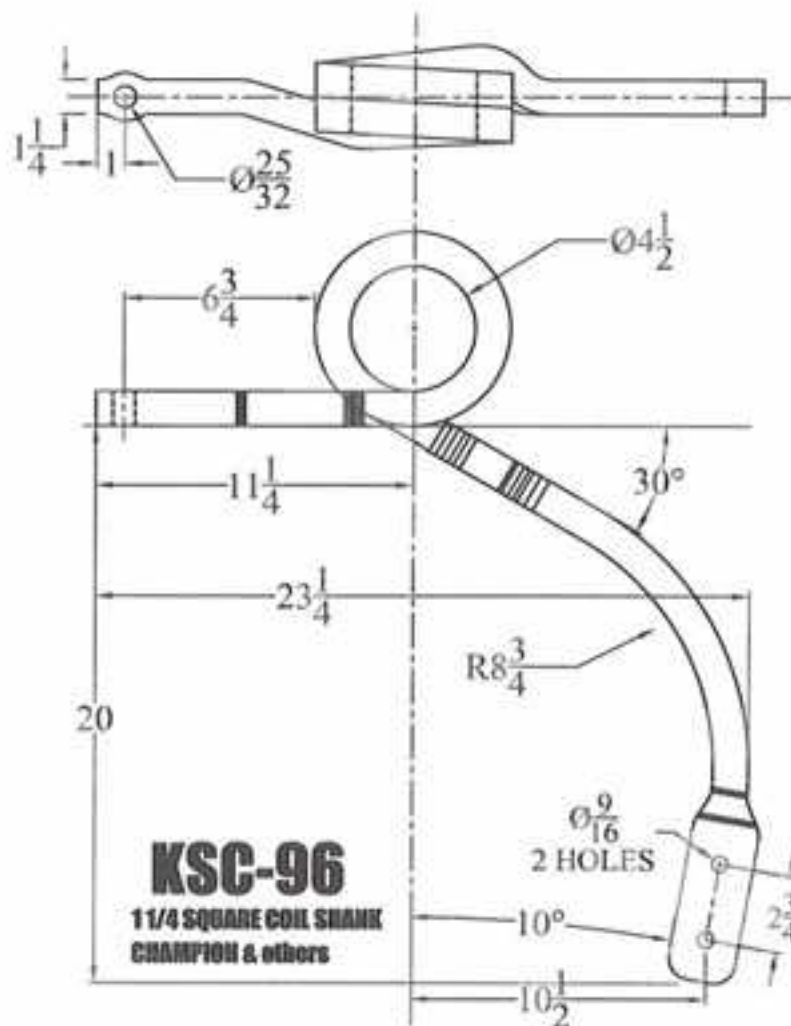
-	-	-	-	TOLERANCE UNLESS OTHERWISE NOTED 0/0 +/- 1/32 0.00 +/- .020 0.000 +/- .005 0.0000 +/- .001 ANGLE +/- 1/2	
-	-	-	-		
-	-	-	-		
-	-	-	-		
-	-	-	-		
QTY	BY	DATE	DESCRIPTION		ORDER BY: SHORES DATE: 02/23/09 CHECKED BY: - DATE: -
DESCRIPTION				MATERIAL	PART NO.
UNIVERSAL STUBBY 1-1/4 SQUARE, TYLER & M&W				1 1/4 SQ. 5160 HR BAR	KSC-93
					REV. -





REV.	BY	DATE	DESCRIPTION	TOLERANCE UNLESS OTHERWISE NOTED	SHIELD AGRICULTURAL EQUIPMENT DRAWN BY: SHORES DATE: 02/23/09 CHECKED BY: DATE:	PART NO. KSC-94 REV. -
-	-	-	-	0/0 +/- 1/32		
-	-	-	-	0.00 +/- .020		
-	-	-	-	0.000 +/- .005		
-	-	-	-	0.0000 +/- .001		
REV.	BY	DATE	DESCRIPTION	ANGLE +/- 1/2		
DESCRIPTION UNIVERSAL 1-1/4 SQUARE CLARKE & TOTE				MATERIAL 1 1/4 SQ. 5160 HR BAR		

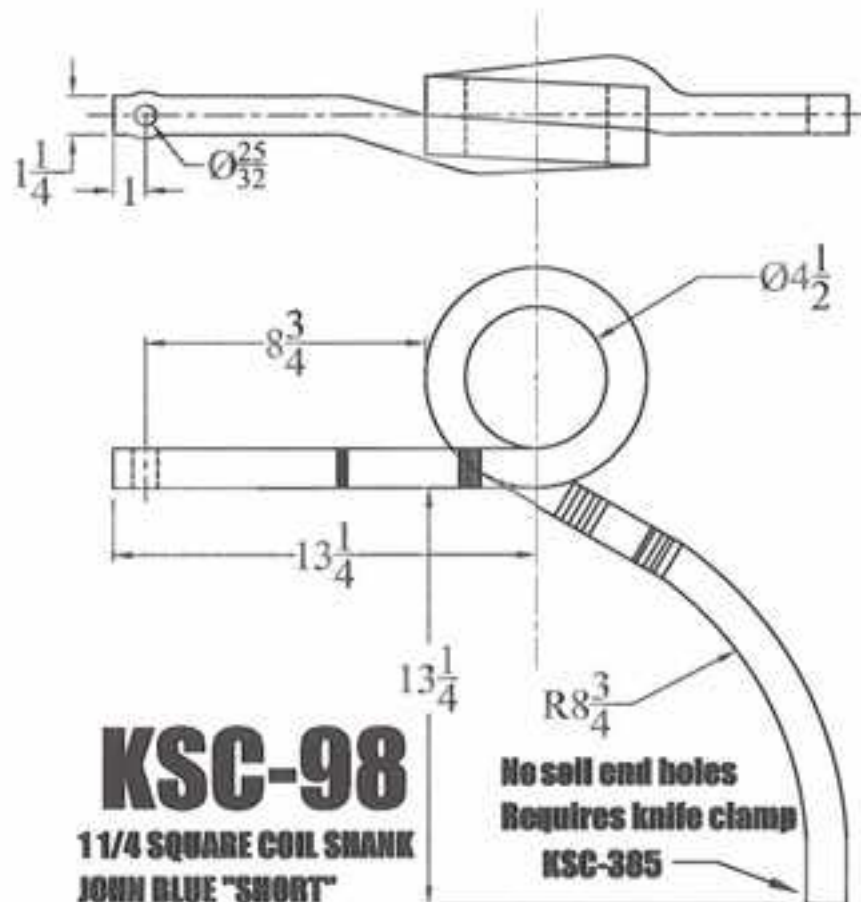


-	-	-	-	TOLERANCE UNLESS OTHERWISE NOTED	SHIELD AGRICULTURAL EQUIPMENT DRAWN BY: SHORES DATE: 2/23/09 CHECKED BY: DATE:
-	-	-	-	0/0 +/- 1/32	
-	-	-	-	0.00 +/- .020	
-	-	-	-	0.000 +/- .005	
-	-	-	-	0.0000 +/- .001	
REV.	BY	DATE	DESCRIPTION	ANGLE +/- 1/2	
DESCRIPTION TITAN/BLUE-JET 1-1/4 SQUARE SHANK				MATERIAL 1 1/4 SQ. 5160 HR BAR	PART NO. KSC-95
					REV. -

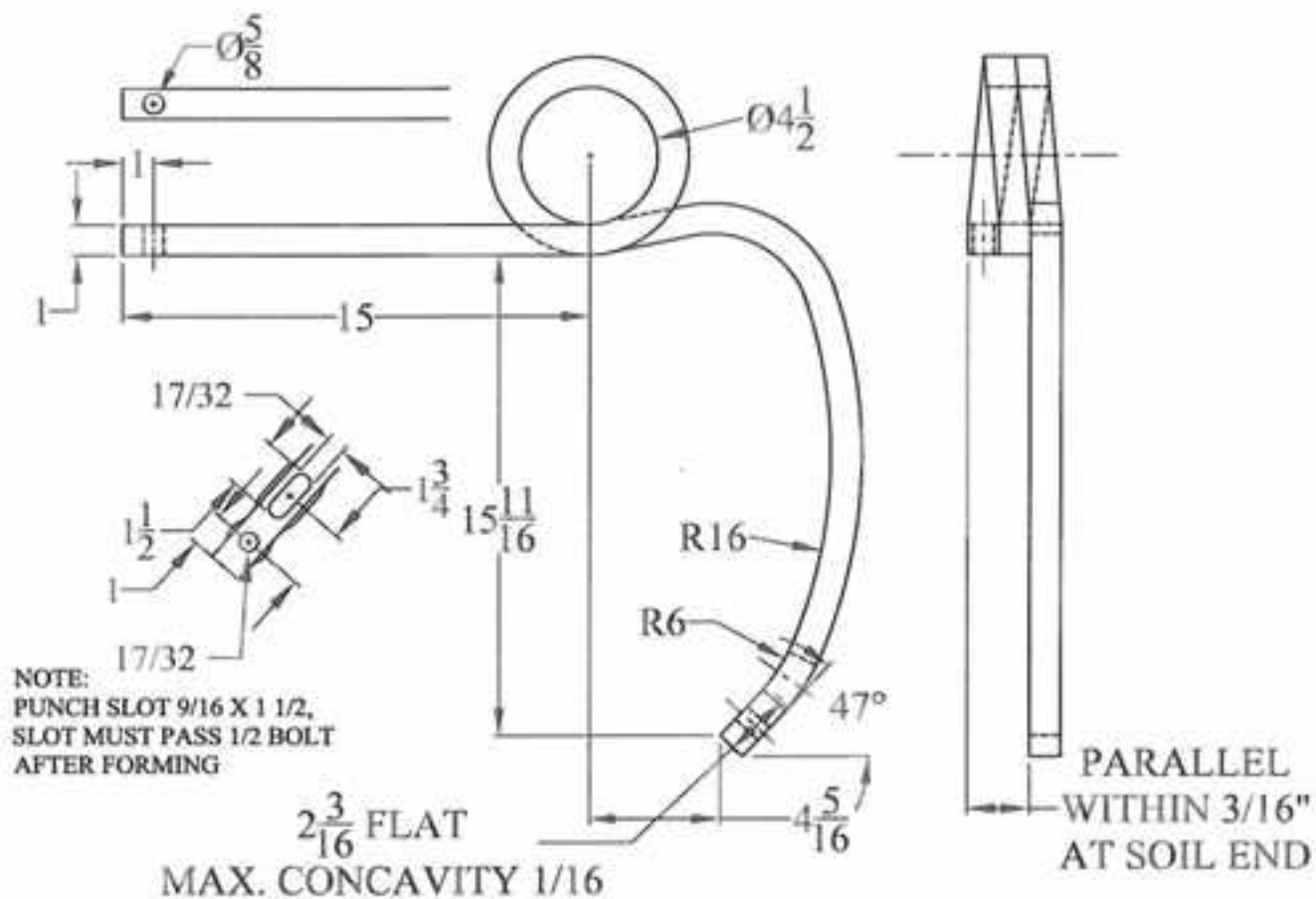


-	-	-	-	TOLERANCE UNLESS OTHERWISE NOTED 6/8 +/- 1/32 0.00 +/- .020 0.000 +/- .005 0.0000 +/- .001 ANGLES +/- 1/2	<div>SHIELD</div> <div>AGRICULTURAL EQUIPMENT</div> <div>DRAWN BY: SHORES DATE: 2/23/09</div> <div>CHECKED BY: DATE: </div>
-	-	-	-		
-	-	-	-		
-	-	-	-		
REV.	BY	DATE	DESCRIPTION		
DESCRIPTION CHAMPION 1-1/4 SQUARE SHANK				MATERIAL 1 1/4 SQ. 5160 HR BAR	PART NO. KSC-96 REV. -

-	-	-	-	TOLERANCE UNLESS OTHERWISE NOTED 0/0 +/- 1/32 0.00 +/- .020 0.000 +/- .005 0.0000 +/- .001 0.001 +/- 1/2	<div style="text-align: center;">  </div>	<div style="text-align: center;">  </div>
-	-	-	-			
-	-	-	-			
-	-	-	-			
-	-	-	-			
REV.	BY	DATE	DESCRIPTION		DRAWN BY: SHORES CHECKED BY: -	DATE: 02/23/09 DATE: -
DESCRIPTION LONG JOHN BLUE 1-1/4 SQUARE COIL SHANK				MATERIAL 1 1/4 SQ. 5160 HR BAR	PART NO. KSC-97	REV. -



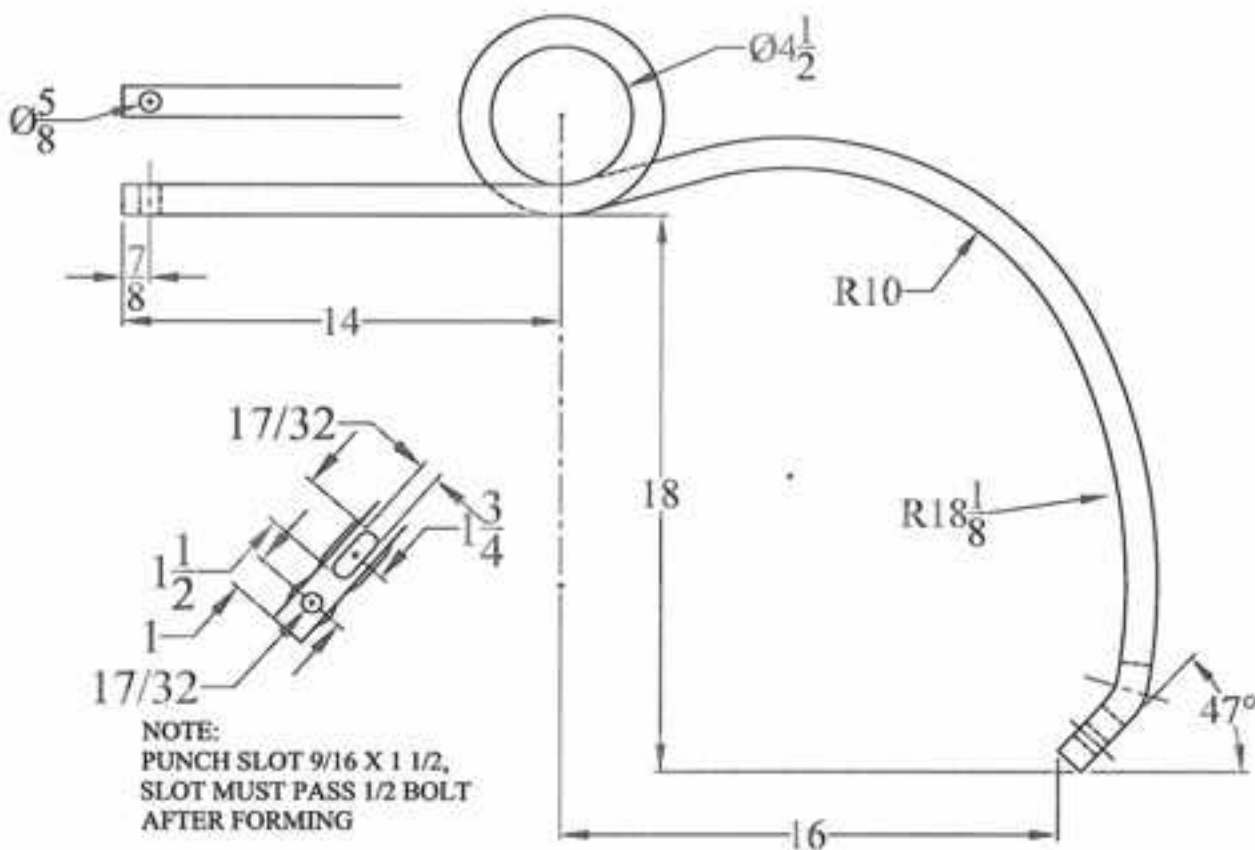
-	-	-	-	TOLERANCE UNLESS OTHERWISE NOTED	SHIELD AGRICULTURAL EQUIPMENT DRAWN BY: SHORES DATE: 02/24/09 CHECKED BY: DATE:
-	-	-	-	0/0 +/- 1/32	
-	-	-	-	0.00 +/- .020	
-	-	-	-	0.000 +/- .005	
-	-	-	-	0.0000 +/- .001	
REV.	BY	DATE	DESCRIPTION	ANGLE +/- 1/2	PART NO. KSC-98 REV. -
DESCRIPTION 1-1/4" Square Coil Shank, John Blue "SHORT"				MATERIAL 1 1/4 SQ. 5160 HR BAR	



HEAT TREAT TO Rc 41-47

H501, 2171803

REV.	BY	DATE	DESCRIPTION	TOLERANCE UNLESS OTHERWISE NOTED	SHIELD AGRICULTURAL EQUIPMENT DRAWN BY: SHORES DATE: 02/24/09 CHECKED BY: - DATE: -
-	-	-	-	0/0 +/- 1/32	
-	-	-	-	0.00 +/- .020	
-	-	-	-	0.000 +/- .005	
-	-	-	-	0.0000 +/- .001	
-	-	-	-	ANGLE +/- 1/2	
DESCRIPTION H501 SHORT COIL SHANK				MATERIAL 1" SQ. NR 5160	PART NO. H501
					REV. -



HEAT TREAT TO Rc 41-47

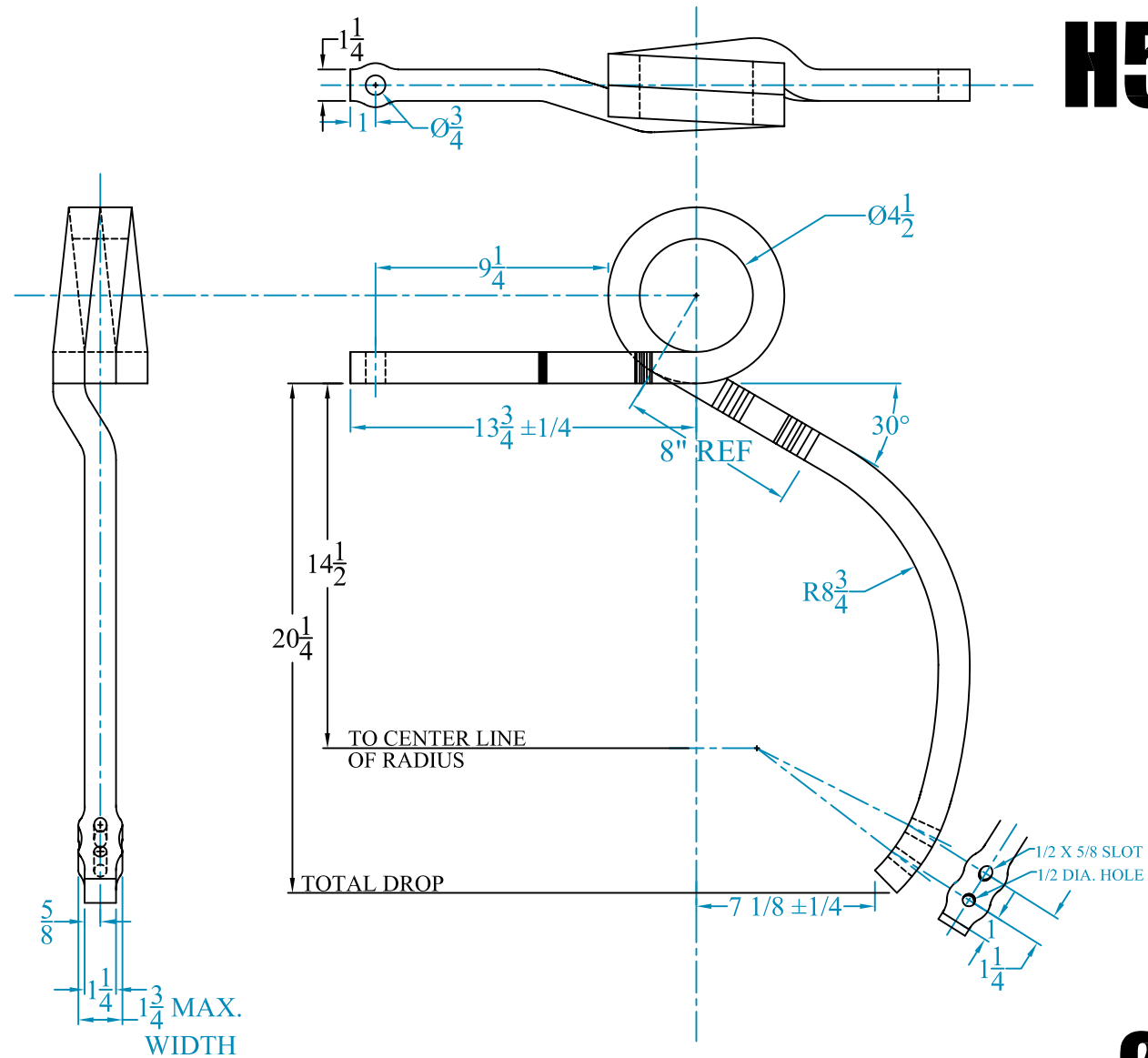
H502, 2171804

REV.	BY	DATE	DESCRIPTION	TOLERANCE UNLESS OTHERWISE NOTED	SHIELD AGRICULTURAL EQUIPMENT DRAWN BY: SHORES DATE: 02/24/09 CHECKED BY: DATE:	PART NO. H502 REV.
-	-	-	-	0/8 +/- 1/32		
-	-	-	-	0.00 +/- .020		
-	-	-	-	0.000 +/- .005		
-	-	-	-	0.000 +/- .001		
REV.	BY	DATE	DESCRIPTION	ANGLE +/- 1/2		
DESCRIPTION H502 LONG COIL SHANK				MATERIAL 1" SQ. HR 5160		

H506, MCC1637

-	-	-	-	TOLERANCE UNLESS OTHERWISE NOTED 0/0 +/- 1/32 0.00 +/- .020 0.000 +/- .005 0.000 +/- .001 ANGLE +/- 1/2	<div style="text-align: center;"> <h1>SHIELD</h1> <p>AGRICULTURAL EQUIPMENT</p> </div>	DRAWN BY: SHORES DATE: 02/24/09 CHECKED BY: _____ DATE: _____	PART NO. N506 REV. -
-	-	-	-				
-	-	-	-				
-	-	-	-				
-	-	-	-				
REV.	BY	DATE	DESCRIPTION				
DESCRIPTION N506 1" VERTICAL MOUNT				MATERIAL 1" SQ. HR 5160			

H504-SC



Note: Modified ShieldAg KSC-91

2171813

SHIELD

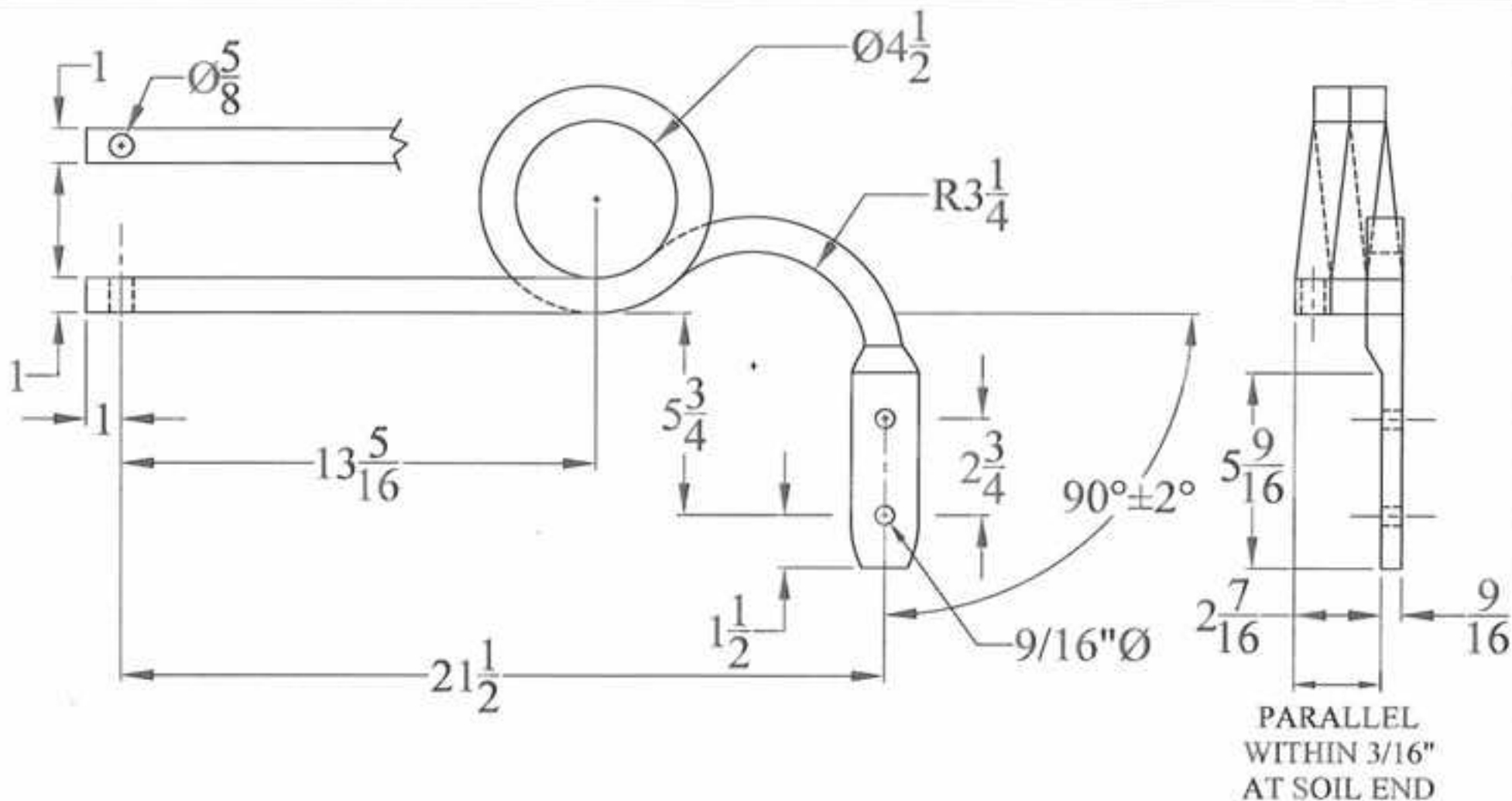
AGRICULTURAL EQUIPMENT

DRAWN BY:	SHORES	DATE:	02/24/09
------------------	---------------	--------------	-----------------

CHECKED BY: _____	DATE: _____
--------------------------	--------------------

PART NO.	H504-SC	REV.
		-

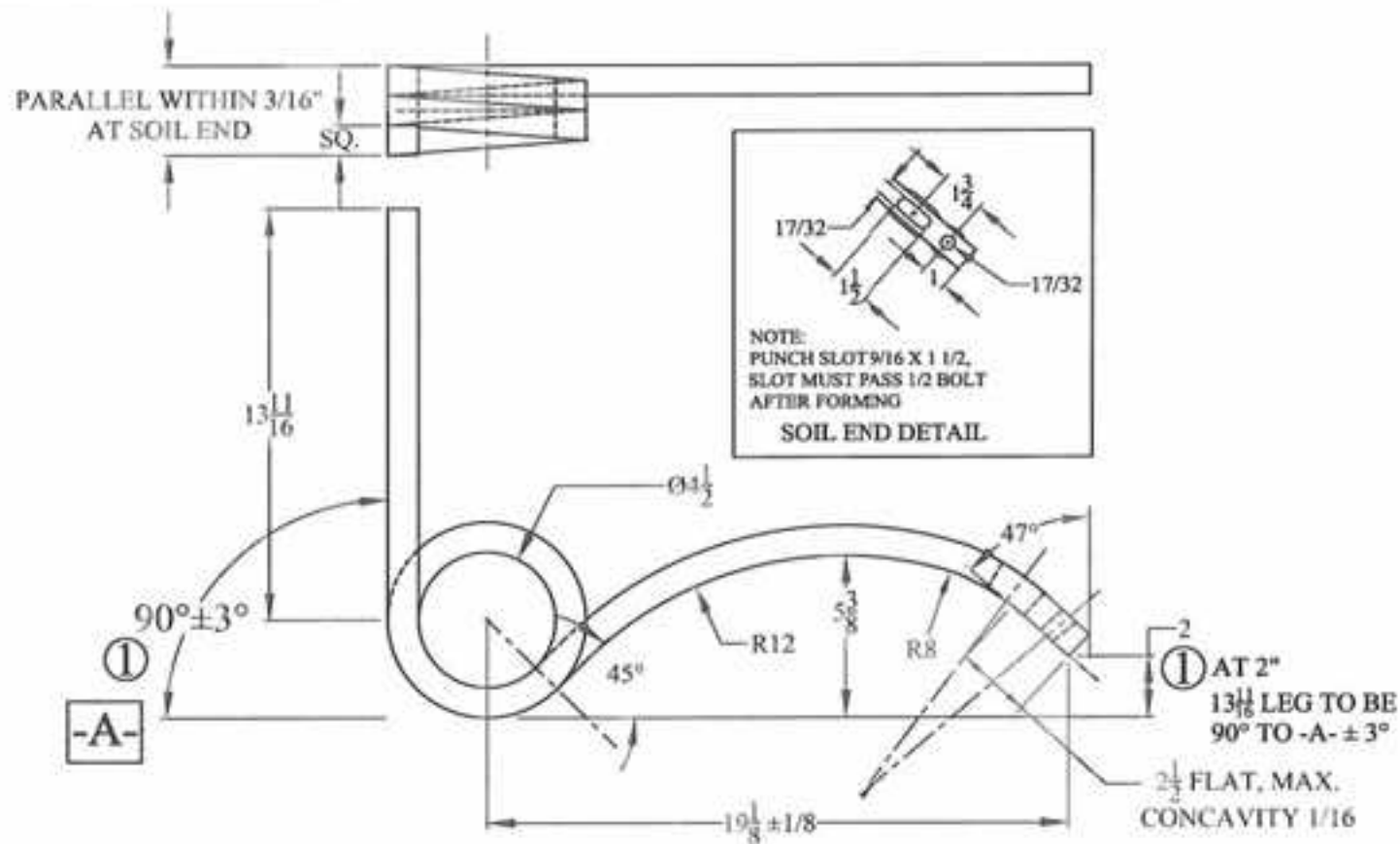
-	-	-	-	<div>TOLERANCE UNLESS OTHERWISE NOTED</div> <div>0/0 +/- 1/32</div> <div>0.00 +/- .020</div> <div>0.000 +/- .005</div> <div>0.0000 +/- .001</div> <div>ANGLE +/- 1/2</div>	<div>SHIELD</div> <div>AGRICULTURAL EQUIPMENT</div>	
-	-	-	-			
-	-	-	-			
-	-	-	-			
REV.	BY	DATE	DESCRIPTION			
DESCRIPTION 1-1/4" SHORT COIL				MATERIAL 1 1/4 SQ. 5160 HR BAR	PART NO. H504-SC	REV. -



HEAT TREAT TO Rc 41-47

H510, 2171806

-	-	-	-	TOLERANCE UNLESS OTHERWISE NOTED 0.00 +/- 1/32 0.00 +/- .020 0.000 +/- .005 0.0000 +/- .001 ANGLE +/- 1/2	<div>SHIELD</div> <div>AGRICULTURAL EQUIPMENT</div> <div>DRAWN BY: SHORES</div> <div>CHECKED BY: -</div> <div>DATE: 02/24/09</div> <div>DATE: -</div>
-	-	-	-		
-	-	-	-		
-	-	-	-		
-	-	-	-		
REV.	BY	DATE	DESCRIPTION		
DESCRIPTION H510 STUBBY COIL SHANK				MATERIAL 1" SQ. HR 5160	PART NO. H510
					REV. -



HEAT TREAT TO Rc 41-47

K1607, MCC1607

-	-	-	-	TOLERANCE UNLESS OTHERWISE NOTED 0/0 +/- 1/32 0.00 +/- .020 0.000 +/- .005 0.0000 +/- .001 ANGLE +/- 1/2	<div style="text-align: center;"> <h1>SHIELD</h1> <p>AGRICULTURAL EQUIPMENT</p> </div>	DRAWN BY: SHORES DATE: 02/24/09 CHECKED BY: _____ DATE: _____
-	-	-	-			
-	-	-	-			
-	-	-	-			
-	-	-	-			
REV.	BY	DATE	DESCRIPTION			
DESCRIPTION 1" HORIZONTAL MOUNT				MATERIAL 1" SQ. HR 5160	PART NO. H1607	REV. -

Shield Bar Size	Liquid or NH3	Manufacturer	Bar Size (inches)		Applicator notes
			Vertical	Horizontal	
6X4	LIQ	Dalton	6	4	dual gang, 12 coulters
6X4	NH3	Dalton	6	4	DW3000, DW6000-series

Bar Size		Manufacturer	Bar Size (inches)		Applicator notes
			Vertical	Horizontal	
4X4	LIQ	DMI/CNH	4	4	small bar
6X4	LIQ	DMI/CNH	6	4	large bar (NPX 2800)
6X4	NH3	DMI/CNH	6	4	3000-series
6X4	NH3	DMI/CNH	6	4	4000-series
6X4	NH3	DMI/CNH	6	4	5000-series & NPX 5300

Bar Size		Manufacturer	Bar Size (inches)		Applicator notes
			Vertical	Horizontal	
7X7	LIQ	Blu-Jet	7	7	AT 3000
6X6	NH3	Blu-Jet	6	6	AT 5000
4X6	NH3	Blu-Jet	4	6	Land Runner
6X6	NH3	Blu-Jet	6	6	AT6010

Bar Size		Manufacturer	Bar Size (inches)		Applicator notes
			Vertical	Horizontal	
7X7	LIQ	Progressive	7	7	2500 & 2450
5X7	NH3	Progressive	5	7	1300

Bar Size		Manufacturer	Bar Size (inches)		Applicator notes
			Vertical	Horizontal	
7X7	LIQ	Fast Distr.	7	7	8100 main frame
7X5	LIQ	Fast Distr.	7	5	8100 flip wings
6X4	LIQ	Fast Distr.	6	4	8129 twin gang

Bar Size		Manufacturer	Bar Size (inches)		Applicator notes
			Vertical	Horizontal	
6X4	LIQ	Schaben	6	4	LA9000 liquid

Bar Size		Manufacturer	Bar Size (inches)		Applicator notes
			Vertical	Horizontal	
7X4	LIQ	KBH	7	4	Liquid applicator

Bar Size		Manufacturer	Bar Size (inches)		
			Vertical	Horizontal	
6X4	LIQ	Clark	6	4	

Bar Size		Manufacturer	Bar Size (inches)		Applicator notes
			Vertical	Horizontal	
4X6	LIQ	Ag Systems	4	6	6000-series
4X6	NH3	Ag Systems	4	6	7200 & 8000-series

Bar Size		Manufacturer	Bar Size (inches)		Applicator notes
			Vertical	Horizontal	
6X4	LIQ	P & H Mfg.	6	4	2880
4X6	NH3	P & H Mfg.	4	6	2897

NOTE: ShieldAg uses ASAE standard tool bar sizing

VERTICAL first, Horizontal second: DMI uses the opposite terminology

For use with coultter arm and blade

Where customer needs to mount everything possible to one tool bar

Tool Bar size VERTICAL DIMENSION FIRST, HORIZONTAL DIMENSION SECOND

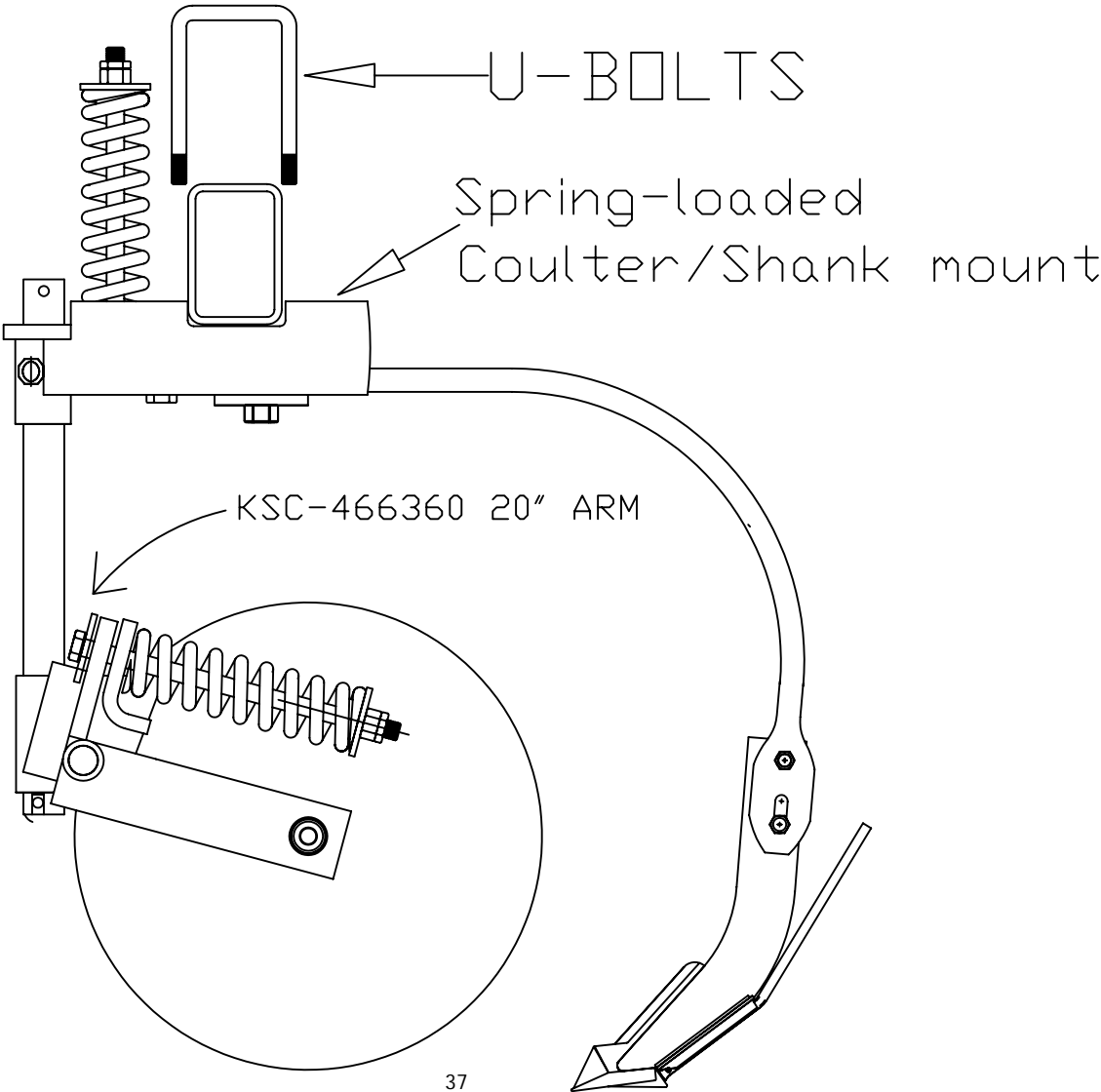
EXAMPLE 4 X 6 means 4" vertical X 6" horizontal

Bar size	Spring-loaded	Heavy-duty double spring	U-bolts	
Vert X Horiz	Coulter/Shank mount	Coulter/Shank mount	2 per row	20" Arm
4X4	KSC-466540	KSC-466540X	AP-500529	KSC-466360
6X4	KSC-466540	KSC-466540X	AP-505530	KSC-466360
4X6	KSC-466560	KSC-466560X	AP-505529	KSC-466360
6X6	KSC-466560	KSC-466560X	AP-505018	KSC-466360
5X5	KSC-466750	KSC-466750X	AP-500539	KSC-466360
5X7	KSC-466570	KSC-466570X	AP-500537	KSC-466360
7X7	KSC-466570	KSC-466570X	AP-500538	KSC-466360

CHOICE OF SHANK: KSC-1298, KSC-1298WP, KSC-1290, KSC-1295, KSC-1299

Bolt for bolting the shank to the clamp 106-E3 3/4-10 X 3" hex bolt grade 5

NOTE: KSC-466370 24" Coulter Arms are not designed for use with Single Toolbar CS Mounts



Shield Ag 800-798-1968

Single Tool Bar Mounting System for RIGID SHANK MOUNT

For use with coulter arm and blade

Where customer needs to mount everything possible to one tool bar

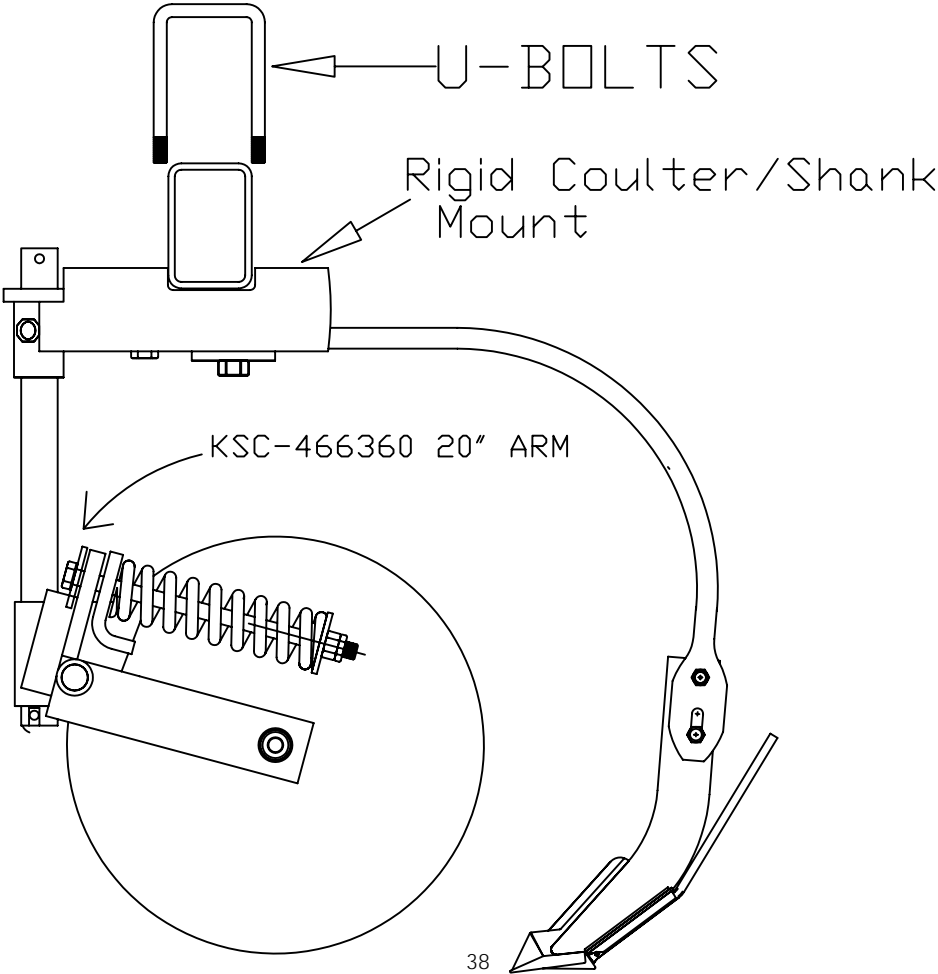
Tool Bar size VERTICAL DIMENSION FIRST, HORIZONTAL DIMENSION SECOND

EXAMPLE 4 X 6 means 4" vertical X 6" horizontal

Bar size	Rigid CS Mount	U-bolts	
Vert X Horiz	Tool Bar Clamp	2 per row	20" Arm
4X4	KSC-466392	AP-500529	KSC-466360
6X4	KSC-466392	AP-505530	KSC-466360
4X6	KSC-466396	AP-505529	KSC-466360
4X6	KSC-466396-KSC95	AP-505529	KSC-466360
6X6	KSC-466396	AP-505018	KSC-466360
5X5	KSC-466751	AP-500539	KSC-466360
5X7	KSC-466397	AP-500537	KSC-466360
7X7	KSC-466397	AP-500538	KSC-466360

CHOICE OF SHANK: KSC-1298, KSC-1298WP, KSC-1290, KSC-1295, KSC-1299

Bolt for bolting the shank to the clamp 106-E3 3/4-10 X 3" hex bolt grade 5



Double Tool Bar System (front bar and back bar) with SPRING BUNDLE shank mounts

Mount coulter system on Front bar

Mount Shanks on rear bar

Tool Bar size VERTICAL DIMENSION FIRST, HORIZONTAL DIMENSION SECOND

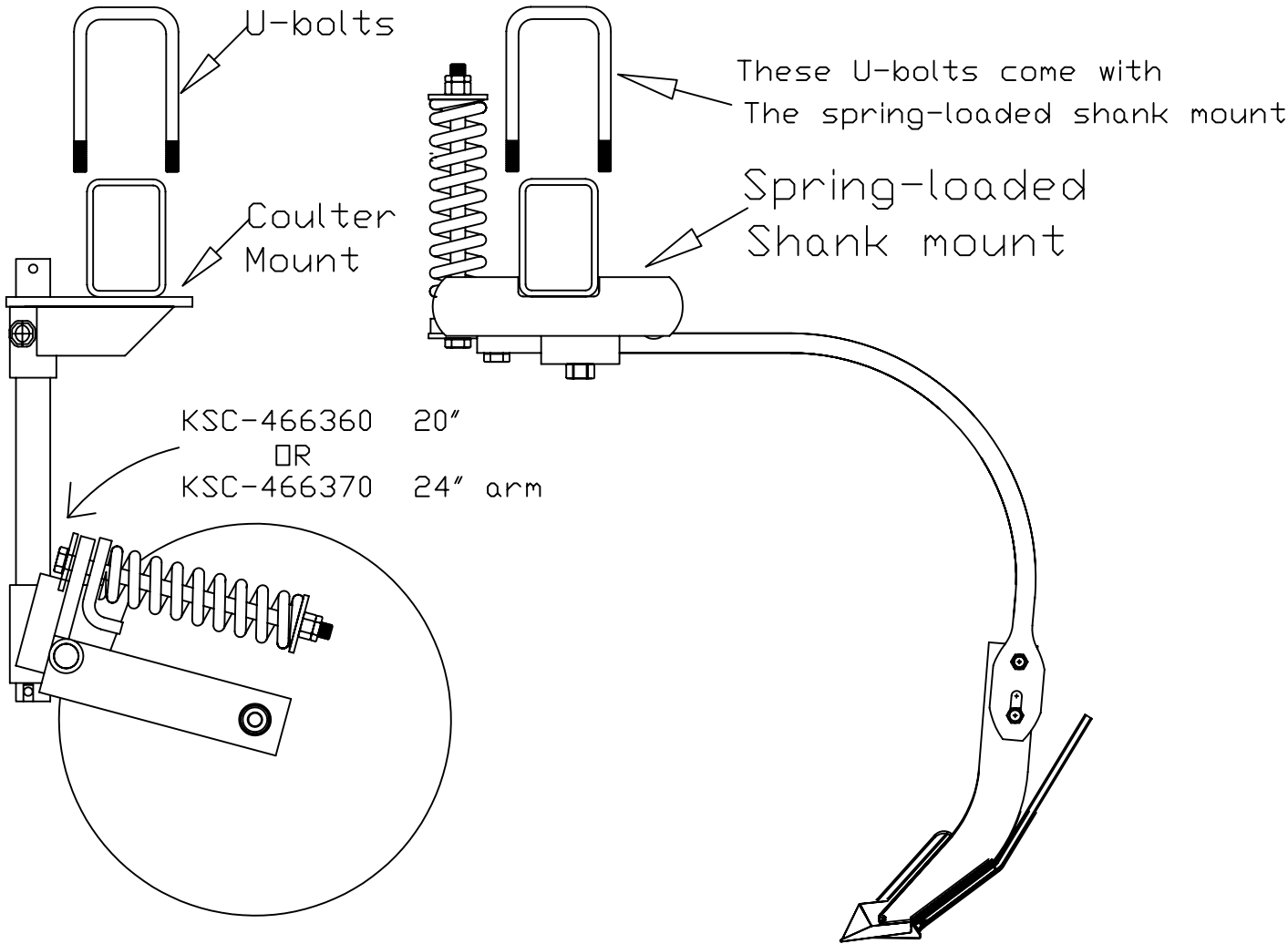
EXAMPLE 4 X 6 means 4" vertical X 6" horizontal

ShieldAg 800-798-1968

Bar Size		Coulter Mount	Front Bar	S-series clamps come with U-bolts		
Vert X Horiz	On Front Bar	U-bolts (quantity)	20" Arm	24" Arm	Standard Spring Bundle	Heavy-Duty Spring Bundle
6X2	KSC-466340	AP-500534 (1)	KSC-466360	KSC-466370	N/A	N/A
4X4	KSC-466340	AP-500531 (1)	KSC-466360	KSC-466370	S-1244SL	S-1244SLX
6X4	KSC-466340	AP-500532 (1)	KSC-466360	KSC-466370	S-1264SL	S-1264SLX
4X6	KSC-466640	AP-505532 (2)	KSC-466360	KSC-466370	S-1246SL	S-1246SLX
6X6	KSC-466640	AP-500533 (2)	KSC-466360	KSC-466370	S-1266SL	S-1266SLX
5X7	KSC-466571	AP-500535 (2)	KSC-466360	KSC-466370	S-1257SL	S-1257SLX
5X5	KSC-466572	AP-505126 (2)	KSC-466360	KSC-466370	S-1255SL	S-1255SLX
7X7	KSC-466571	AP-510755 (2)	KSC-466360	KSC-466370	S-1277SL	S-1277SLX

CHOICE OF SHANK: KSC-1298, KSC-1298WP, KSC-1290, KSC-1295, KSC-1299

Bolt for bolting the shank to the clamp 106-E3 3/4-10 X 3" hex bolt grade 5



Double Tool Bar System (front bar and back bar) with Rigid Mount Shank
ShieldAg 800-798-1968

Mount coultter system on Front bar

Mount Shanks on rear bar using KSC-12 series clamps or Lollipop-style clamps

Tool Bar size VERTICAL DIMENSION FIRST, HORIZONTAL DIMENSION SECOND

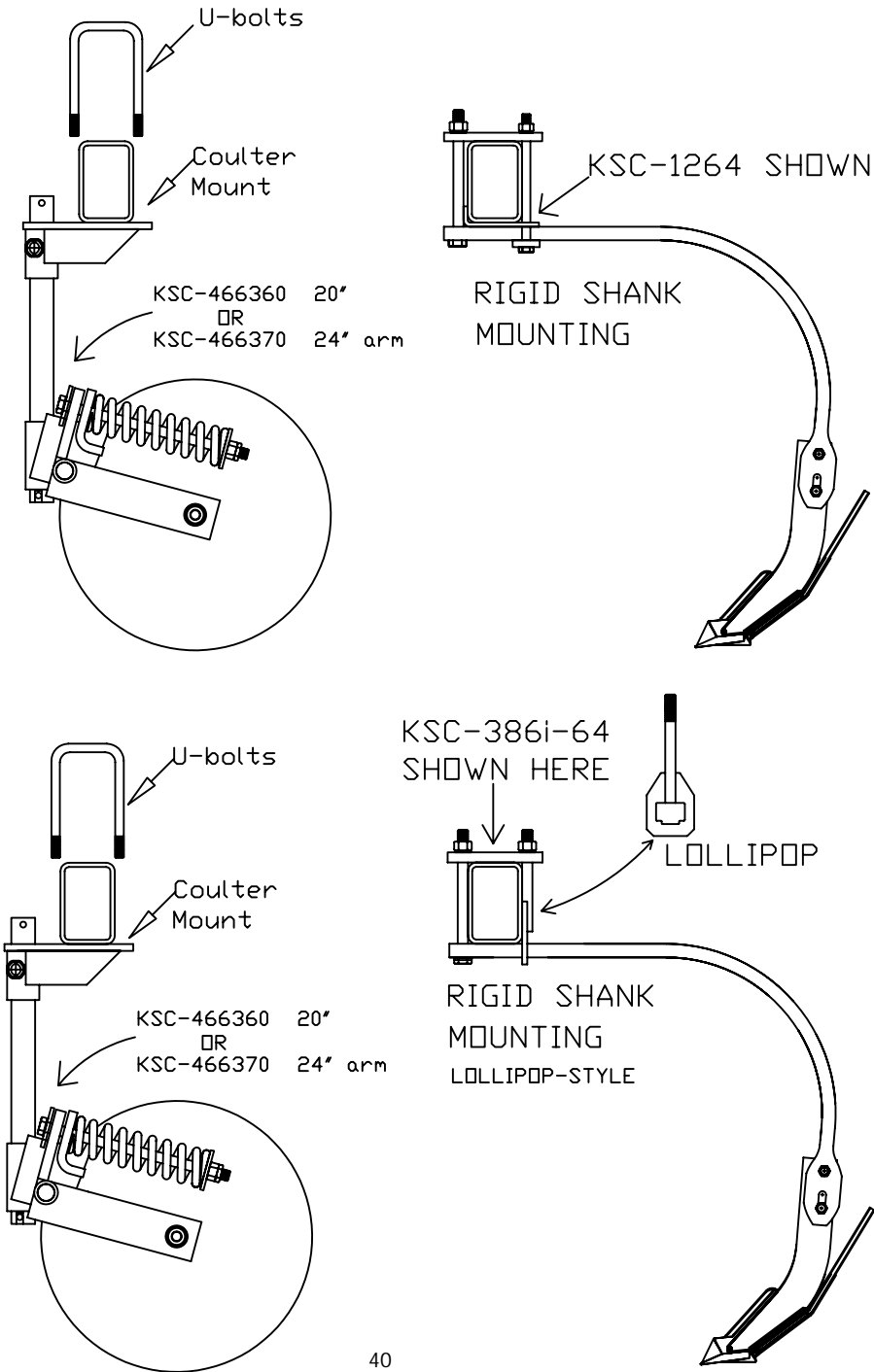
EXAMPLE 4 X 6 means 4" vertical X 6" horizontal

Bar Size		Coulter Mount	Front Bar		Rigid Mount	Lollipop
Vert X Horiz	On Front Bar	U-bolts (quantity)	20" Arm	24" Arm	Clamp Set	Clamp Set
6X2	KSC-466340	AP-500534 (1)	KSC-466360	KSC-466370	KSC-1262	KSC-386i-62
4X4	KSC-466340	AP-500531 (1)	KSC-466360	KSC-466370	KSC-1244	KSC-386i-44
6X4	KSC-466340	AP-500532 (1)	KSC-466360	KSC-466370	KSC-1264	KSC-386i-64
4X6	KSC-466640	AP-505532 (2)	KSC-466360	KSC-466370	KSC-1246	KSC-386i-46
6X6	KSC-466640	AP-500533 (2)	KSC-466360	KSC-466370	KSC-1266	KSC-386i-66
5X7	KSC-466571	AP-500535 (2)	KSC-466360	KSC-466370	KSC-1257	KSC-384-57
5X5	KSC-466572	AP-505126 (2)	KSC-466360	KSC-466370	KSC-1255	KSC-384-55
7X7	KSC-466571	AP-510755 (2)	KSC-466360	KSC-466370	KSC-1277	KSC-384-77

CHOICE OF SHANK: KSC-1298, KSC-1298WP, KSC-1290, KSC-1295, KSC-1299

Lollipop clamp sets listed include ONE lollipop and one bolt, with all hardware included

NOTE: Other Lollipop configurations and combinations available from ShieldAg



ShieldAg 800-798-1968

Single Bar Rigid SHANK MOUNT ONLY for 1 X 2 Shanks
NO COULTER SYSTEM

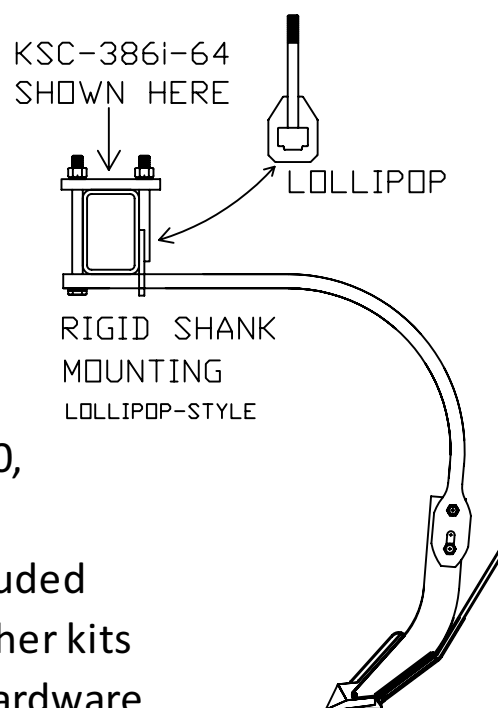
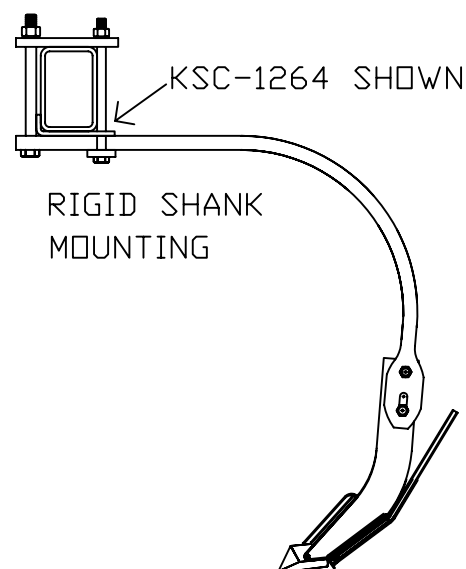
Mount Shanks on bar using KSC-12 series clamps
or Lollipop-style clamps

Tool Bar size VERTICAL DIMENSION FIRST,
HORIZONTAL DIMENSION SECOND
EXAMPLE 4 X 6 means 4" vertical X 6" horizontal

Bar Size Vertical X Horizontal	Rigid Mount Clamp Set	Lollipop Clamp Set
6X2	N/A	N/A
4X4	KSC-1244	KSC-386i-44
6X4	KSC-1264	KSC-386i-64
4X6	KSC-1246	KSC-386i-46
6X6	KSC-1266	KSC-386i-66
5X7	KSC-1257	KSC-384-57
5X5	KSC-1255	KSC-384-55
7X7	KSC-1277	KSC-384-77

CHOICE OF SHANK: KSC-1298, KSC-1298WP, KSC-1290,
KSC-1295 or KSC-1299

Rigid and Lollipop clamp sets listed all hardware included
Lollipop clamp sets have ONE lollipop in kit, other kits
Are available with different combinations of hardware



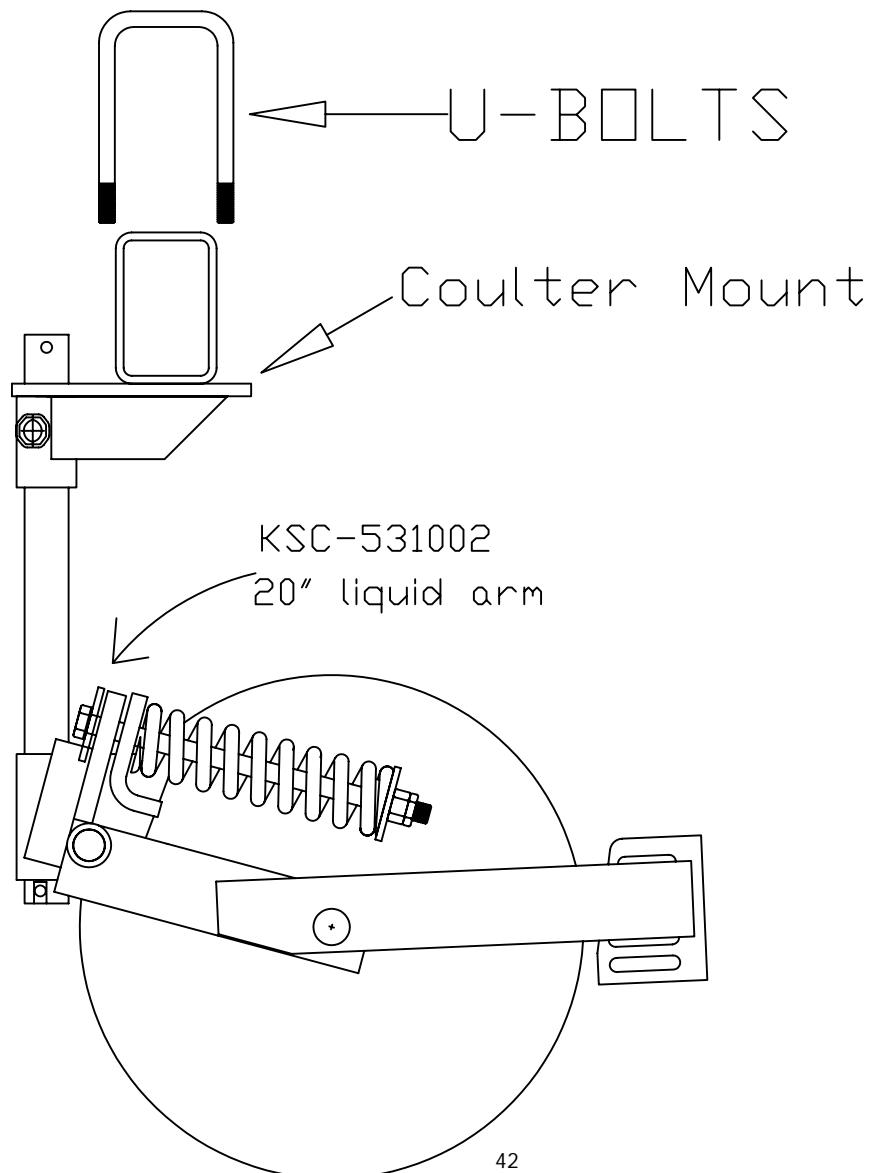
Single Bar LIQUID COULTER MOUNT

ShieldAG 800-798-1968

Tool Bar size VERTICAL DIMENSION FIRST, HORIZONTAL DIMENSION SECOND

EXAMPLE 4 X 6 means 4" vertical X 6" horizontal

Bar Size Vert X Horiz	Coulter Mount On Front Bar	Bar Mount U-bolts (quantity)	20" liquid Arm
6X2	KSC-466340	AP-500534 (1)	KSC-531002
4X4	KSC-466340	AP-500531 (1)	KSC-531002
6X4	KSC-466340	AP-500532 (1)	KSC-531002
4X6	KSC-466640	AP-505532 (2)	KSC-531002
6X6	KSC-466640	AP-500533 (2)	KSC-531002
5X7	KSC-466571	AP-500535 (2)	KSC-531002
5X5	KSC-466572	AP-505126 (2)	KSC-531002
7X7	KSC-466571	AP-510755 (2)	KSC-531002



ShieldAg Standard ROW UNITS

DMI Part #	ShieldAg #	Description, Coulter Arm assemblies	Unit Weight, lbs
04663600	KSC-466360	20" Coulter Arm with shaft and 20" smooth blade	77
04663700	KSC-466370	24" Coulter Arm with shaft and 24" smooth blade	90
05310015	KSC-531002	20" Liquid Coulter Arm w/ shaft and 20" fluted crucible blade	91

NOTE: Different styles of blades may be substituted upon request

ShieldAg KSC-466360 20" Coulter Arm



- 4" vertical travel
- Up to 800# down pressure
- Heavy-duty 1-3/4" diameter mounting bar
- Equipped with 20" diameter smooth blade
- Uses off-the-shelf N833 hub and spindle
- Fluted, Crucible and Notched blades available
- Bar mounts available for any size toolbar

ShieldAg KSC-531002 20" Liquid Coulter Arm



- Shown with ShieldAg K-5S Chrome Liquid Knife
- Also accommodates spray stream injectors
- 4" vertical travel
- Up to 800# down pressure
- Heavy-duty 1-3/4" diameter mounting bar
- Equipped with 20" diameter smooth blade
- Uses off-the-shelf N833 hub and spindle
- Fluted, Crucible and Notched blades available
- Bar mounts available for any size toolbar

ROW
UNITS

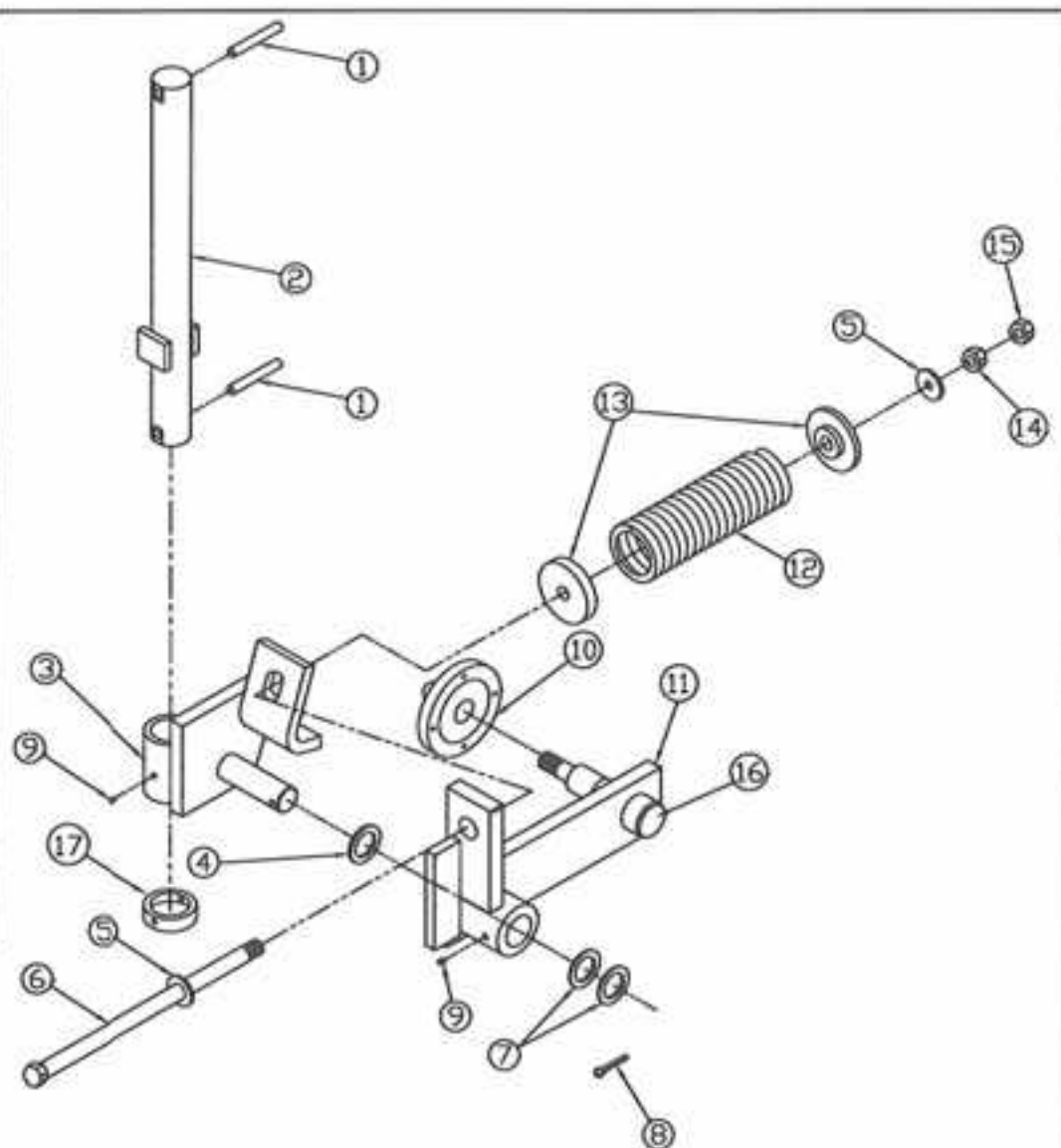



www.shieldag.com
(800) 798-1968
www.acraplant.com



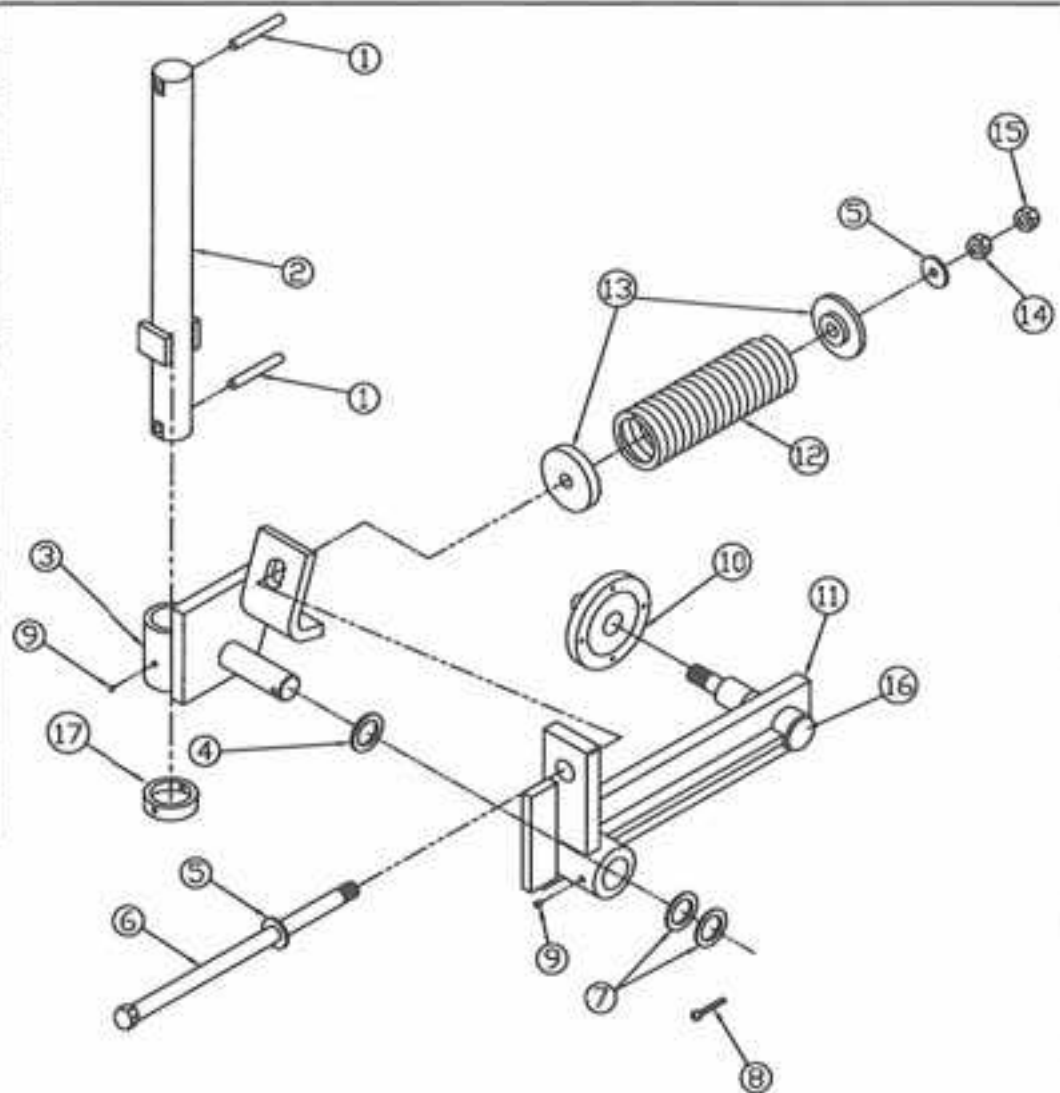
PO Box 687 • Hutchinson, KS 67504-0687 • (620) 662-7482 Fax

Item	Part #	DESCRIPTION	QTY
1	KSC-466360-RP716	Spring Pin, 7/16 X 3	2
2	KSC-466315 (20" & 24")	COLUTER SHAFT	1
3	KSC-466320	COLUTER PIVOT ASSEMBLY	1
4	KSC-466360-HB10	Machine Bushing 10 ga	1
5	MF6H	Washer, Flat, 3/4" High Strength	2
6	106-N1	HHCS, 3/4" X 14" BOLT GR.5	1
7	KSC-466360-HB14	Machine Bushing, 14 ga	2
8	KSC-466360-CP	Cotter Pin, 1/4 X 2	1
9	KSC-466360-GF	Drive Zerk	2
10	KSC-466300-HUB	N633 Hub Assembly With Bearings	1
		See Page 2 for HUB Service	
11	KSC-466300 (20"), KSC-466305 (24")	COLTER ARM ASSEMBLY	1
12	SPR-1 (20" & 24")	MAIN SPRING	1
13	S1244SL-SPC	SPRING CAP WELIMENT	2
14	N6	NUT, HEX, 3/4" High Strength	1
15	N6J	NUT, HEX, JAM, 3/4" PLATED	1
16	KSC-466300-SPL	N633 Spindle W/ Hardware	1
17	KSC-466315-C	COLLAR	1
		See Page 2 for Spindle Service	
	20 PL COMBO NOT SHOWN	20" SMOOTH BLADE	
	20 FL COMBO NOT SHOWN	20" FLUTED BLADE	
	20 FLC COMBO NOT SHOWN	20" CRUCIBLE BLADE	
	20 NO COMBO NOT SHOWN	20" NOTCHED BLADE	



1 OF 2									
-	-	-	-			TOLERANCE UNLESS OTHERWISE NOTED		<div style="text-align: center;">  <p>SHIELD AGRICULTURAL EQUIPMENT</p> </div> <div style="display: flex; justify-content: space-between;"> <div> <p>DRAWN BY: ALANK</p> <p>CHECKED BY: -</p> </div> <div> <p>DATE: 12/28/05</p> <p>DATE: -</p> </div> </div>	
-	-	-	-			0/0 +/- 1/32			
-	-	-	-			0.00 +/- .020			
B	AL	05\22\07	Changed Position of Drive Zerk , Changed Grease Zerk to Drive Zerk			0.000 +/- .000			
A	BA	12\12\06	ADDED ITEM 17, PICTORIAL REVISION			0.0000 +/- .001			
REV.	BY	DATE	DESCRIPTION			ANGLE +/- 1/2			
DESCRIPTION 20" Coultter Arm Assembly				MATERIAL ASSEMBLY		PART NO. KSC-466360		REV. B	

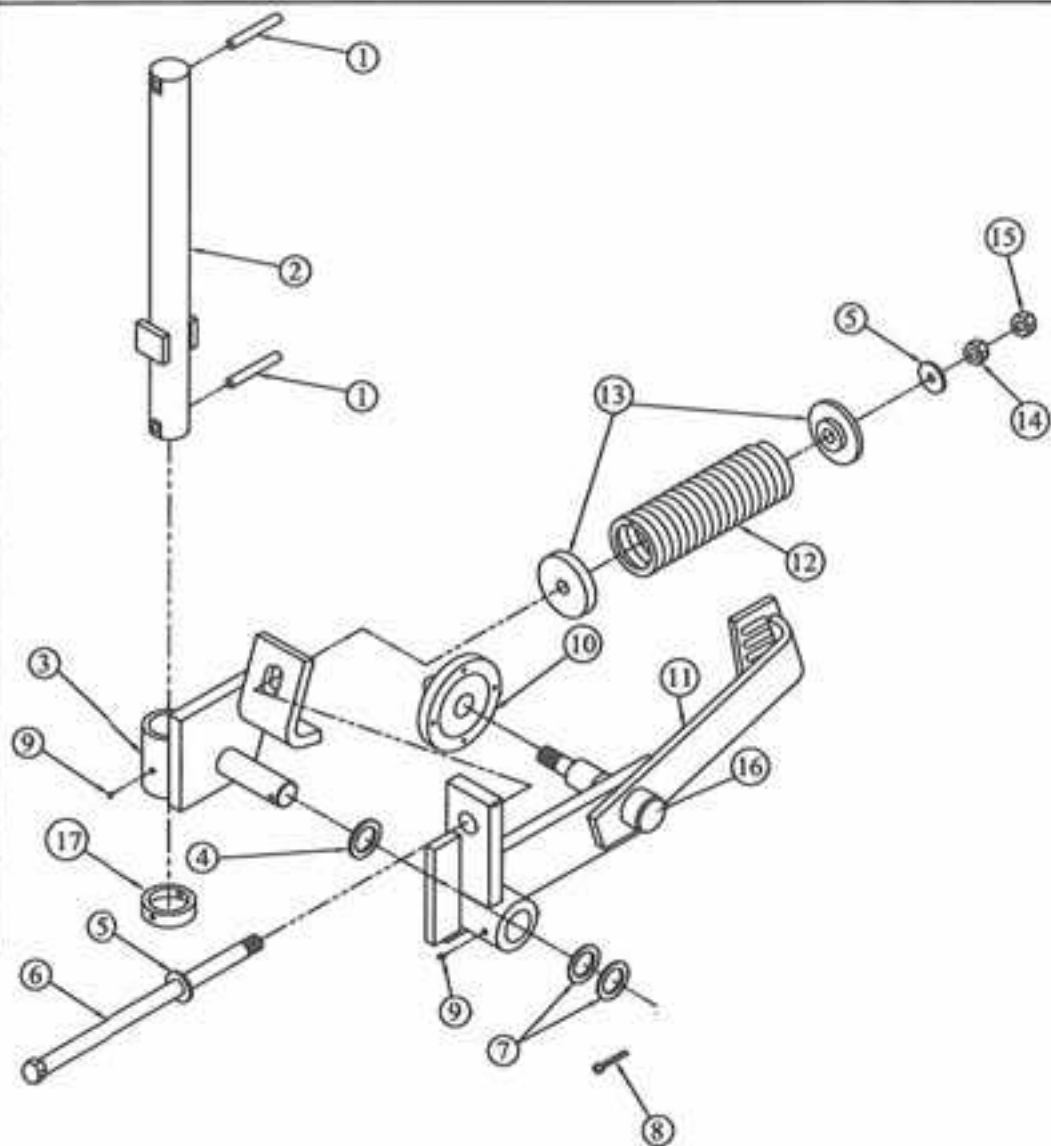
Item	Part #	DESCRIPTION	QTY
1	KSC-466360-RP716	Spring Pin, 7/16 X 3	2
2	KSC-466315 (20" & 24")	COLTER SHAFT	1
3	KSC-466320	COLTER PIVOT ASSEMBLY	1
4	KSC-466360-HB10	Machine Bushing 10 ga	1
5	MFGH	Washer, Flat, 3/4" High Strength	2
6	106-N1	HNCS, 3/4" X 14" BOLT GR5	1
7	KSC-466360-HB14	Machine Bushing, 14 ga	2
8	KSC-466360-CP	Cotter Pin, 1/4 X 2	1
9	KSC-466360-GF	Drive Zerk	2
10	KSC-466300-HUB	N633 Hub Assembly With Bearings	1
		See Page 2 for HUB Service	
11	KSC-466300 (20"), KSC-466305 (24")	COLTER ARM ASSEMBLY	1
12	SPR-1 (20" & 24")	MAIN SPRING	1
13	S1244SL-SPC	SPRING CAP WELDMENT	2
14	N6	NUT, HEX, 3/4" High Strength	1
15	N6J	NUT, HEX, JAM, 3/4" PLATED	1
16	KSC-466300-SPL	N633 Spindle W/ Hardware	1
17	KSC-466315-C	COLLAR	1
		See Page 2 for Spindle Service	
18	24PL COMBO, NOT SHOWN	24" SMOOTH BLADE, 8-HOLE	1
	24PLDBJ CLT, OPTIONAL	24" SMOOTH BLADE, 4 HOLE	



1 OF 2

-	-	-	-	TOLERANCE UNLESS OTHERWISE NOTED 0/0 +/- 1/32 0.00 +/- .020 0.000 +/- .005 0.0000 +/- .001 ANGLES +/- 1/2	<div>SHIELD</div> <div>AGRICULTURAL EQUIPMENT</div>		
-	-	-	-				
B	AL	05\22\07	Changed Posititon of Drive Zerk , Changed Grease Zerk to Drive Zerk				
A	BA	12\12\06	ADDED ITEM 17, PICTORIAL REVISION				
REV.	BY	DATE	DESCRIPTION		<div>DRAWN BY: ALINK</div> <div>CHECKED BY: _</div>	<div>DATE: 12/20/05</div> <div>DATE: _</div>	
DESCRIPTION 24" Center Arm Assembly				MATERIAL ASSEMBLY		<div>PART NO.</div> KSC-466370	<div>REV.</div> B

Item	Part #	DESCRIPTION	QTY
1	KSC-466360-RP716	Spring Pin, 7/16 X 3	2
2	KSC-466315 (20" & 24")	COULTER SHAFT	1
3	KSC-466320	COULTER PIVOT ASSEMBLY	1
4	KSC-466360-MB10	Machine Bushing 10 ga	1
5	MF6H	Washer, Flat, 3/4" High Strength	2
6	106-N1	HHCS, 3/4" X 14" BOLT GR.5	1
7	KSC-466360-MB14	Machine Bushing, 14 ga	2
8	KSC-466360-CP	Cotter Pin, 1/4 X 2	1
9	KSC-466360-GF	Drive Zerk	2
10	KSC-466300-HUB	N633 Hub Assembly With Bearings	1
		See Page 2 for HUB Service	
11	KSC-531020	COLTER ARM ASSEMBLY	1
12	SPR-1 (20" & 24")	MAIN SPRING	1
13	S1244SL-SPC	SPRING CAP WELDMENT	2
14	N6	NUT, HEX, 3/4" High Strength	1
15	N6J	NUT, HEX, JAM, 3/4" PLATED	1
16	KSC-466300-SPL	N633 Spindle W/ Hardware	1
17	KSC-466315-C	COLLAR	1
		See Page 2 for Spindle Service	
	20 PL COMBO (NOT SHOWN)	20" SMOOTH BLADE	
	20 FL COMBO (NOT SHOWN)	20" FLUTED BLADE	
	20 FLC COMBO (NOT SHOWN)	20" CRUCIBLE BLADE	
	20 NO COMBO (NOT SHOWN)	20" NOTCHED BLADE	

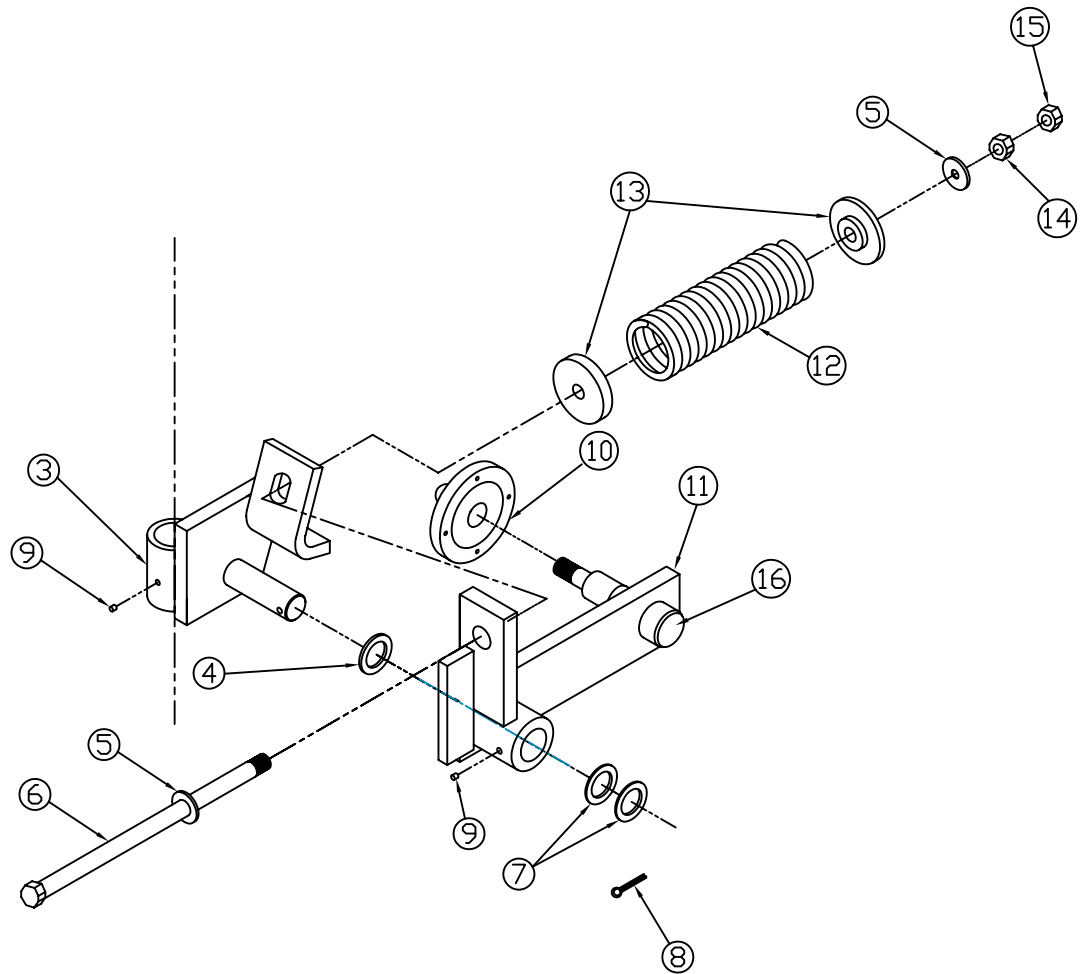


1 OF 2

-	-	-	-				
-	-	-	-				
B	AL	05\22\07	Changed Position of Drive Zerk, Changed Grease Zerk to Drive Zerk				
A	BA	12\12\06	ADDED ITEM 17, PICTORIAL REVISION				
REV.	BY	DATE	DESCRIPTION				
DESCRIPTION 20" Coulter Arm Assembly				MATERIAL ASSEMBLY	TOLERANCE UNLESS OTHERWISE NOTED 0/0 +/- 1/32 0.00 +/- .020 0.000 +/- .005 0.0000 +/- .001 ANGLES +/- 1/2		
					SHIELD AGRICULTURAL EQUIPMENT DRAWN BY: ALMIX DATE: 12/31/07 CHECKED BY: DATE:		
					PART NO. KSC-531002 REV. B		

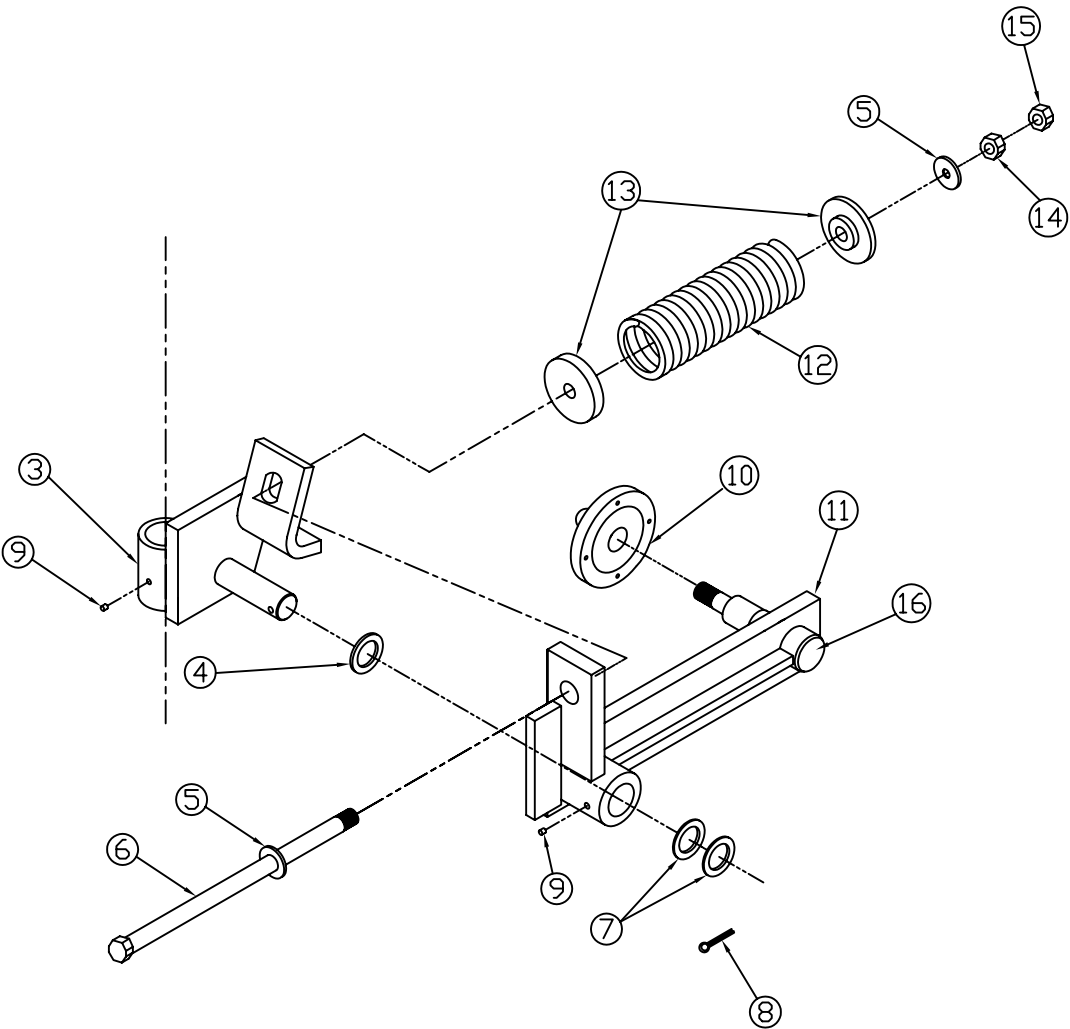
Item	Part #	DESCRIPTION	QTY
3	KSC-466320	COLUTER PIVOT ASSEMBLY	1
4	KSC-466360-MB10	Machine Bushing 10 ga	1
5	MF6H	Washer, Flat, 3/4" High Strength	2
6	106-N1	HHCS, 3/4" X 14" BOLT GR.5	1
7	KSC-466360-MB14	Machine Bushing, 14 ga	2
8	KSC-466360-CP	Cotter Pin, 1/4 X 2	1
9	KSC-466360-GF	Drive Zerk	2
10	KSC-466300-HUB	N633 Hub Assembly With Bearings	1
		See Page 2 for HUB Service	
11	KSC-466300 (20"), KSC-466305 (24")	COLTER ARM ASSEMBLY	1
12	SPR-1 (20" & 24")	MAIN SPRING	1
13	S1244SL-SPC	SPRING CAP WELDMENT	2
14	N6	NUT, HEX, 3/4" High Strength	1
15	N6J	NUT, HEX, JAM, 3/4" PLATED	1
16	KSC-466300-SPL	N633 Spindle W/ Hardware	1

NO ITEM 1 or ITEM 2 in this assembly



TOLERANCE UNLESS OTHERWISE NOTED

Item	Part #	DESCRIPTION	QTY
3	KSC-466320	COULTER PIVOT ASSEMBLY	1
4	KSC-466360-MB10	Machine Bushing 10 ga	1
5	MF6H	Washer, Flat, 3/4" High Strength	2
6	106-N1	HHCS, 3/4" X 14" BOLT GR.5	1
7	KSC-466360-MB14	Machine Bushing, 14 ga	2
8	KSC-466360-CP	Cotter Pin, 1/4 X 2	1
9	KSC-466360-GF	Drive Zerk	2
10	KSC-466300-HUB	N633 Hub Assembly With Bearings	1
		See Page 2 for HUB Service	
11	KSC-466300 (20"), KSC-466305 (24")	COLTER ARM ASSEMBLY	1
12	SPR-1 (20"&24")	MAIN SPRING	1
13	S1244SL-SPC	SPRING CAP WELDMENT	2
14	N6	NUT, HEX, 3/4" High Strength	1
15	N6J	NUT, HEX, JAM, 3/4" PLATED	1
16	KSC-466300-SPL	N633 Spindle W/ Hardware	1

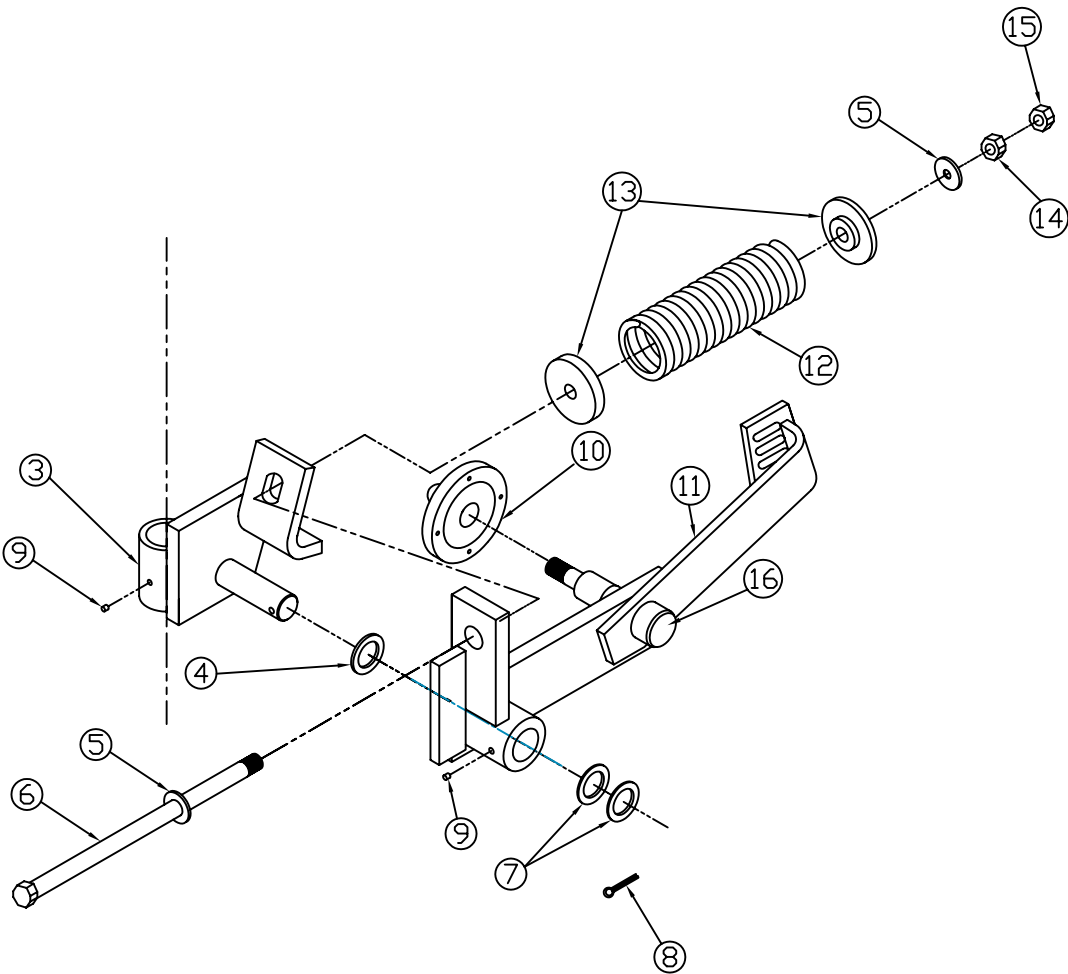


NO ITEM 1 or ITEM 2 in this assembly

-	-	-	-	TOLERANCE UNLESS OTHERWISE NOTED 0/0 +/- 1/32 0.00 +/- .020 0.000 +/- .005 0.0000 +/- .001 ANGLE +/- 1/2	<div>SHIELD</div> <div>AGRICULTURAL EQUIPMENT</div> <div> DRAWN BY: ALINK DATE: 12/28/05 </div> <div> CHECKED BY: - DATE: - </div>
-	-	-	-		
REV.	BY	DATE	DESCRIPTION		
			DESCRIPTION	MATERIAL	PART NO.
			24" Coulter Arm Assembly w/o shaft and w/o blade	ASSEMBLY	KSC-4663050
					REV. NC

Item	Part #	DESCRIPTION	QTY
3	KSC-466320	COULTER PIVOT ASSEMBLY	1
4	KSC-466360-MB10	Machine Bushing 10 ga	1
5	MF6H	Washer, Flat, 3/4" High Strength	2
6	106-N1	HHCS,3/4" X 14" BOLT GR.5	1
7	KSC-466360-MB14	Machine Bushing, 14 ga	2
8	KSC-466360-CP	Cotter Pin, 1/4 X 2	1
9	KSC-466360-GF	Drive Zerk	2
10	KSC-466300-HUB	N633 Hub Assembly With Bearings	1
		See Page 2 for HUB Service	
11	KSC-531020	COLTER ARM ASSEMBLY	1
12	SPR-1 (20"X24")	MAIN SPRING	1
13	S1244SL-SPC	SPRING CAP WELDMENT	2
14	N6	NUT, HEX, 3/4" High Strength	1
15	N6J	NUT, HEX, JAM, 3/4" PLATED	1
16	KSC-466300-SPL	N633 Spindle W/ Hardware	1

NO ITEM 1 or ITEM 2 in this assembly



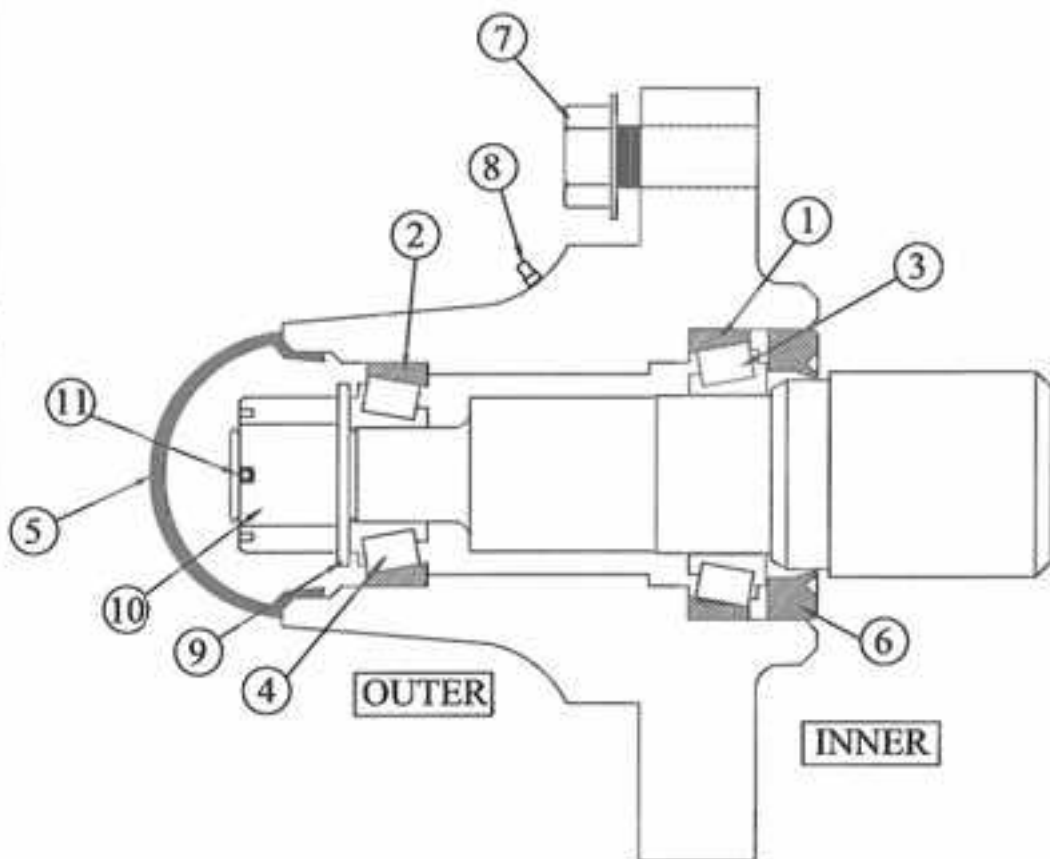
-	-	-	-	TOLERANCE UNLESS OTHERWISE NOTED 0/0 +/- 1/32 0.00 +/- .020 0.000 +/- .005 0.0000 +/- .001 ANGLE +/- 1/2	<div>SHIELD</div> <div>AGRICULTURAL EQUIPMENT</div> <div> <div>DRAWN BY: ALINK</div> <div>CHECKED BY: _</div> </div> <div> <div>DATE: 12/31/07</div> <div>DATE: _</div> </div>
-	-	-	-		
REV.	BY	DATE	DESCRIPTION		
			DESCRIPTION	MATERIAL	PART NO.
			20" Liquid Coulter Arm Assembly w/o Shaft and w/o blade	ASSEMBLY	KSC-531000
					REV. NC

Item	Part #	Description	QTY
	KSC-466300-HUB	Comes Complete With Items 1-8	
1	KSC-LM67010	Inner Bearing Cup(large race)	1
2	KSC-LM11910	Outer Bearing Cup(small race)	1
3	KSC-LM67048	Inner Bearing Cone (large rollers/cage)	1
4	KSC-LM11949	Outer Bearing Cone (small rollers/cage)	1
5	KSC-909911	Hub Cap	1
6	KSC-906296	Seal	1
7	KSC-913572	Flange Head Bolts (each)	4
8	KSC-G1641-B	1/4-28 X 35/64 Grease Zerk	1

Item	Part #	Description	QTY
	KSC-466300-SPL	Comes Complete With Items 9-11	
9	KSC-913608	Spindle Washer	1
10	KSC-912953	Spindle Castle Nut	1
11	KSC-905936	Spindle Cotter Pin	1

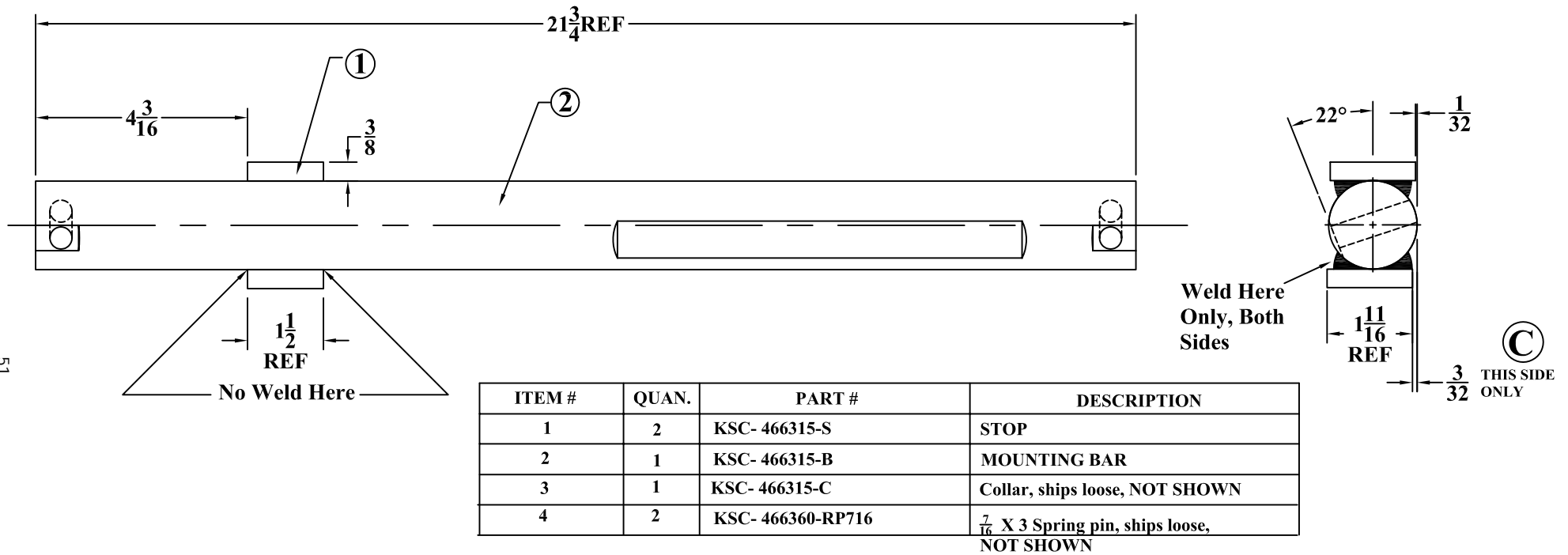
Note: HUB P/N KSC-466300-HUB Comes Complete With Items 1-8

Note: Spindle P/N KSC-466300-SPL
Comes Complete With Items 9-11



2 OF 2

--	--	--	--	--	--	--	--	--	--	--	--	--	--	--	--	--	--	--	--	--	--	--	--	--	--	--	--	--	--	--	--	--	--	--	--	--	--	--	--	--	--	--	--	--	--	--	--	--	--	--	--	--	--	--	--	--	--	--	--	--	--	--	--	--	--	--	--	--	--	--	--	--	--	--	--	--	--	--	--	--	--	--	--	--	--	--	--	--	--	--	--	--	--	--	--	--	--	--	--	--	--	--	--	--	--	--	--	--	--	--	--	--	--	--	--	--	--	--	--	--	--	--	--	--	--	--	--	--	--	--	--	--	--	--	--	--	--	--	--	--	--	--	--	--	--	--	--	--	--	--	--	--	--	--	--	--	--	--	--	--	--	--	--	--	--	--	--	--	--	--	--	--	--	--	--	--	--	--	--	--	--	--	--	--	--	--	--	--	--	--	--	--	--	--	--	--	--	--	--	--	--	--	--	--	--	--	--	--	--	--	--	--	--	--	--	--	--	--	--	--	--	--	--	--	--	--	--	--	--	--	--	--	--	--	--	--	--	--	--	--	--	--	--	--	--	--	--	--	--	--	--	--	--	--	--	--	--	--	--	--	--	--	--	--	--	--	--	--	--	--	--	--	--	--	--	--	--	--	--	--	--	--	--	--	--	--	--	--	--	--	--	--	--	--	--	--	--	--	--	--	--	--	--	--	--	--	--	--	--	--	--	--	--	--	--	--	--	--	--	--	--	--	--	--	--	--	--	--	--	--	--	--	--	--	--	--	--	--	--	--	--	--	--	--	--	--	--	--	--	--	--	--	--	--	--	--	--	--	--	--	--	--	--	--	--	--	--	--	--	--	--	--	--	--	--	--	--	--	--	--	--	--	--	--	--	--	--	--	--	--	--	--	--	--	--	--	--	--	--	--	--	--	--	--	--	--	--	--	--	--	--	--	--	--	--	--	--	--	--	--	--	--	--	--	--	--	--	--	--	--	--	--	--	--	--	--	--	--	--	--	--	--	--	--	--	--	--	--	--	--	--	--	--	--	--	--	--	--	--	--	--	--	--	--	--	--	--	--	--	--	--	--	--	--	--	--	--	--	--	--	--	--	--	--	--	--	--	--	--	--	--	--	--	--	--	--	--	--	--	--	--	--	--	--	--	--	--	--	--	--	--	--	--	--	--	--	--	--	--	--	--	--	--	--	--	--	--	--	--	--	--	--	--	--	--	--	--	--	--	--	--	--	--	--	--	--	--	--	--	--	--	--	--	--	--	--	--	--	--	--	--	--	--	--	--	--	--	--	--	--	--	--	--	--	--	--	--	--	--	--	--	--	--	--	--	--	--	--	--	--	--	--	--	--	--	--	--	--	--	--	--	--	--	--	--	--	--	--	--	--	--	--	--	--	--	--	--	--	--	--	--	--	--	--	--	--	--	--	--	--	--	--	--	--	--	--	--	--	--	--	--	--	--	--	--	--	--	--	--	--	--	--	--	--	--	--	--	--	--	--	--	--	--	--	--	--	--	--	--	--	--	--	--	--	--	--	--	--	--	--	--	--	--	--	--	--	--	--	--	--	--	--	--	--	--	--	--	--	--	--	--	--	--	--	--	--	--	--	--	--	--	--	--	--	--	--	--	--	--	--	--	--	--	--	--	--	--	--	--	--	--	--	--	--	--	--	--	--	--	--	--	--	--	--	--	--	--	--	--	--	--	--	--	--	--	--	--	--	--	--	--	--	--	--	--	--	--	--	--	--	--	--	--	--	--	--	--	--	--	--	--	--	--	--	--	--	--	--	--	--	--	--	--	--	--	--	--	--	--	--	--	--	--	--	--	--	--	--	--	--	--	--	--	--	--	--	--	--	--	--	--	--	--	--	--	--	--	--	--	--	--	--	--	--	--	--	--	--	--	--	--	--	--	--	--	--	--	--	--	--	--	--	--	--	--	--	--	--	--	--	--	--	--	--	--	--	--	--	--	--	--	--	--	--	--	--	--	--	--	--	--	--	--	--	--	--	--	--	--	--	--	--	--	--	--	--	--	--	--	--	--	--	--	--	--	--	--	--	--	--	--	--	--	--	--	--	--	--	--	--	--	--	--	--	--	--	--	--	--	--	--	--	--	--	--	--	--	--	--	--	--	--	--	--	--	--	--	--	--	--	--	--	--	--	--	--	--	--	--	--	--	--	--	--	--	--	--	--	--	--	--	--	--	--	--	--	--	--	--	--	--	--	--	--	--	--	--	--	--	--	--	--	--	--	--	--	--	--	--	--	--	--	--	--	--	--	--	--	--	--	--	--	--	--	--	--	--	--	--	--	--	--	--	--	--	--	--	--	--	--	--	--	--	--	--	--	--	--	--	--	--	--	--	--	--	--	--	--	--	--	--	--	--	--	--	--	--	--	--	--	--	--	--	--	--	--	--	--	--	--	--	--	--	--	--	--	--	--	--	--	--	--	--	--	--	--	--	--	--	--	--	--	--	--	--	--	--	--	--	--	--	--	--	--	--	--	--	--	--	--	--	--	--	--	--	--	--	--	--	--	--	--	--	--	--	--	--	--	--	--	--	--	--	--	--	--	--	--	--	--	--	--	--	--	--	--	--	--	--	--	--	--	--	--	--	--	--	--	--	--	--	--	--	--	--	--	--	--	--	--	--	--	--	--	--	--	--	--	--	--	--	--	--	--	--	--	--	--	--	--	--	--	--	--	--	--	--	--	--	--	--	--	--	--	--	--	--	--	--	--	--	--	--	--	--	--	--	--	--	--	--	--	--	--	--	--	--	--	--	--	--	--	--	--	--	--	--	--	--	--	--	--	--	--	--	--	--	--	--	--	--	--	--	--	--	--	--	--	--	--	--	--	--	--	--	--	--	--	--	--	--	--	--	--	--	--	--	--	--	--	--	--	--	--	--	--	--	--	--	--	--	--	--	--	--	--	--	--	--	--	--	--	--	--	--	--	--	--	--	--	--	--	--	--	--	--	--	--	--	--	--	--	--	--	--	--	--	--	--	--	--	--	--	--	--	--	--	--	--	--	--	--	--	--	--	--	--	--	--	--	--	--	--	--	--	--	--	--	--	--	--	--	--	--	--	--	--	--	--	--	--	--	--	--	--	--	--	--	--	--	--	--	--	--	--	--	--	--	--	--	--	--	--	--	--	--	--	--	--	--	--	--	--	--	--	--	--	--	--	--	--	--	--	--	--	--	--	--	--	--	--	--	--	--	--	--	--	--	--	--	--	--	--	--	--	--	--	--	--	--	--	--	--



Collar and (2) spring pins go with the assembly

C	CS	6-6-08	Raised Block One Side Only	TOLERANCE UNLESS OTHERWISE NOTED 0/0 +/- 1/32 0.00 +/- .020 0.000 +/- .005 0.0000 +/- .001 ANGLE +/- 1/2	<div>SHIELD</div> AGRICULTURAL EQUIPMENT		
B	AL	5-22-07	Changed Flat from 6" to 8"				
A	AL	8-26-05	Change Stop Offset				
NC	AL	7-13-05	Release For Production				
REV.	BY	DATE	DESCRIPTION			DRAWN BY: AL	DATE: 7-13-05
					CHECKED BY: -	DATE: -	
DESCRIPTION				MATERIAL		PART NO.	REV.
Colter Shaft, 20" & 24"Colter System				Weldment		KSC-466315	C

KSC-466316 and KSC-466317

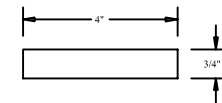
HANDING REQUIRES INSPECTION

**HOLD SHAFTS PARALLEL
WITHIN 1/16" AFTER
WELDING**

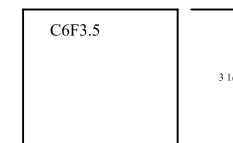
OFFSET RIGHT SHOWN HERE

KSC-466316

2 required per weldment



3/4 X 3-1/2 C1018



**SHIP WITH KSC-466315-C COLLAR
and 2ea KSC-466360-RP716
7/16 X 3" spring pins**

KSC-466316 NC

SHIELD
AGRICULTURAL EQUIPMENT

DRAWN BY: MB

DATE: 02/01/09

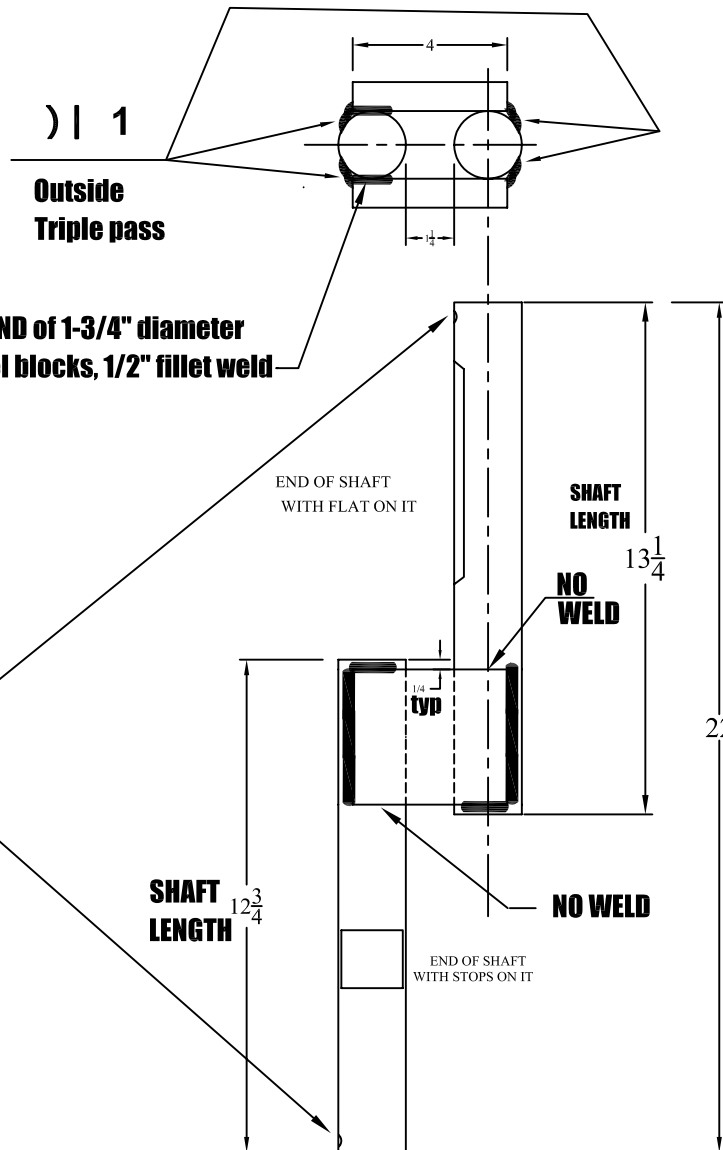
CHECKED BY: -

DATE: -

PART NO.

KSC-466316

REV.

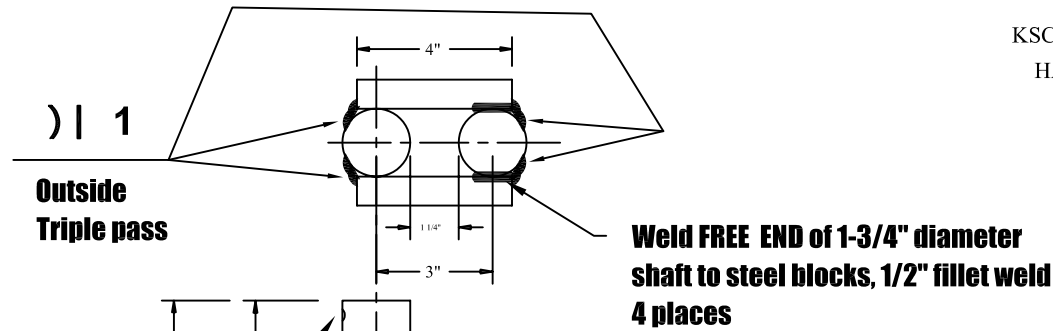
NC

**NOTE: HOLES
IN SHAFT
ENDS MUST BE
ORIENTED THE SAME**

**PAINT GLOSS
BLACK ENAMEL**

-	-	-	-	TOLERANCE UNLESS OTHERWISE NOTED 0/0 +/- 1/16 0.00 +/- .020 0.000 +/- .005 0.0000 +/- .001 ANGLE +/- 2	SHIELD AGRICULTURAL EQUIPMENT DRAWN BY: MB DATE: 02/01/09 CHECKED BY: - DATE: -	
-	-	-	-			
-	-	-	-			
-	-	-	-			
REV.	BY	DATE	DESCRIPTION			
			Coulter shaft, 3" offset RIGHT	MATERIAL	WELDMENT	
					PART NO.	
					KSC-466316	
					REV.	
					NC	

KSC-466316 and KSC-466317
HANDING REQUIRES INSPECTION



**HOLD SHAFTS PARALLEL
WITHIN 1/16" AFTER
WELDING**

**NOTE: HOLES IN SHAFT ENDS
MUST BE ORIENTED THE SAME**

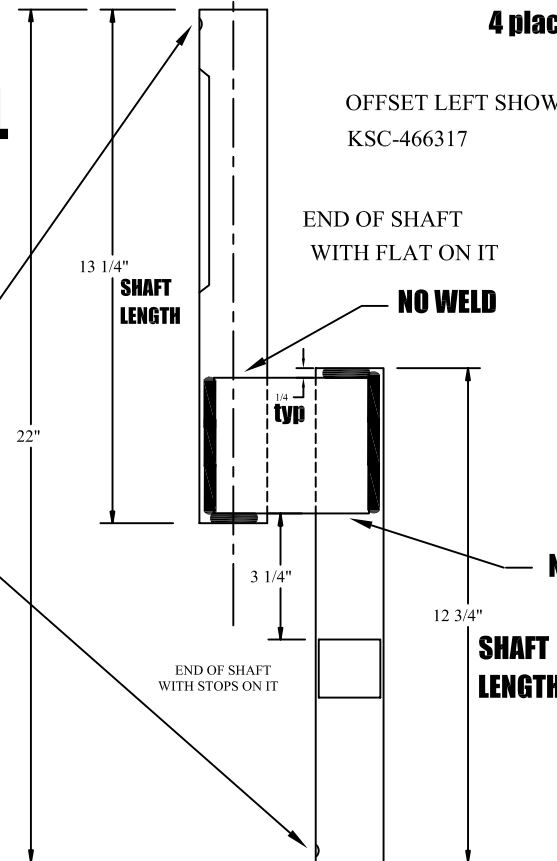
**PAINT GLOSS
BLACK ENAMEL**

OFFSET LEFT SHOWN HERE
KSC-466317

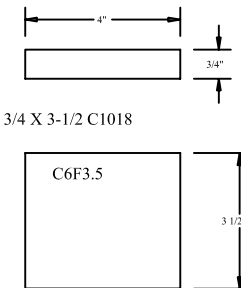
END OF SHAFT
WITH FLAT ON IT

NO WELD

NO WELD



2 required per weldment



**SHIP WITH KSC-466315-C COLLAR
and 2ea KSC-466360-RP716
7/16 X 3" spring pins**

KSC-466317 NC

-	-	-	-
-	-	-	-
-	-	-	-
-	-	-	-
REV.	BY	DATE	DESCRIPTION

**TOLERANCE UNLESS
OTHERWISE NOTED**

0/0 +/- 1/16

0.00 +/- .020

0.000 +/- .005

0.0000 +/- .001

ANGLE +/- 2

SHIELD
AGRICULTURAL EQUIPMENT

DRAWN BY: MB

DATE: 02/01/09

CHECKED BY: -

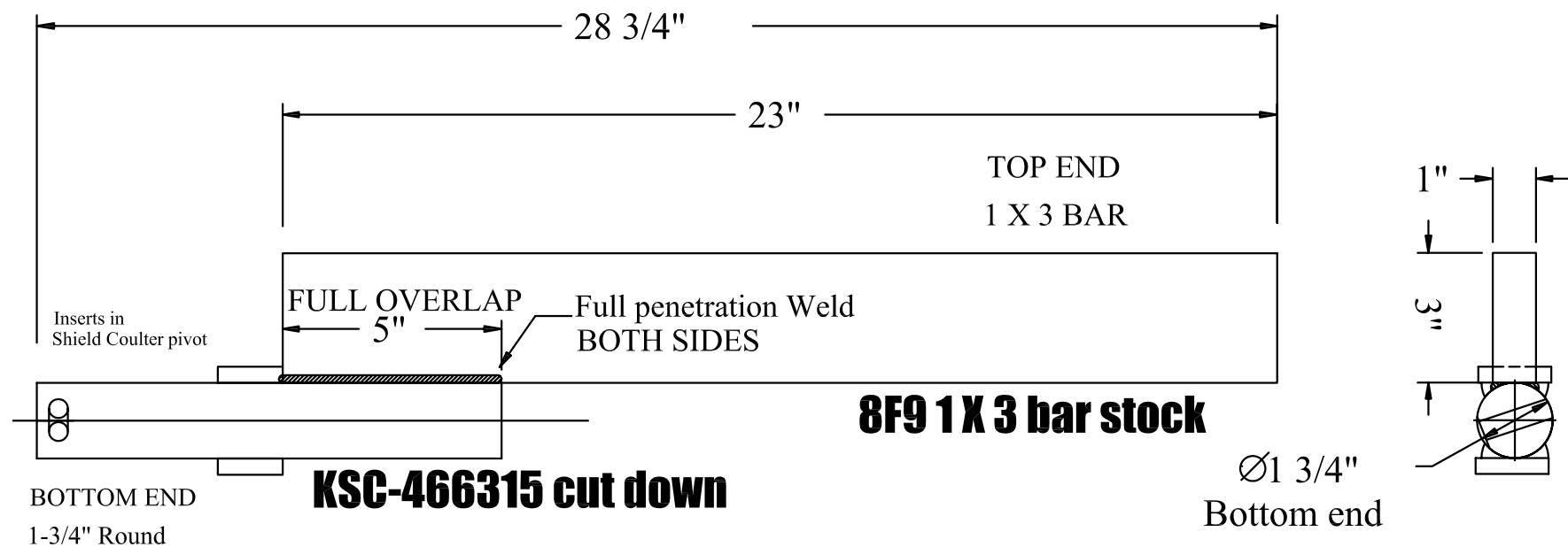
DATE: -

DESCRIPTION Coulter shaft, 3" offset LEFT

MATERIAL WELDMENT


PART NO. KSC-466317

REV. NC



KSC-466319 NC

-	-	-	-	TOLERANCE UNLESS OTHERWISE NOTED 0/0 +/- 1/16 0.00 +/- .020 0.000 +/- .010 0.0000 +/- .001 ANGLE +/- 2	<div>SHIELD</div> <div>AGRICULTURAL EQUIPMENT</div> <div><div>DRAWN BY: SHORES</div><div>CHECKED BY: _</div></div> <div><div>DATE: 4/15/10</div><div>DATE: _</div></div>	
-	-	-	-			
-	-	-	-			
-	-	-	-			
REV.	BY	DATE	DESCRIPTION			
DESCRIPTION Coulter shaft for 1 X 3 mounting setup				MATERIAL WELDMENT	PART NO. KSC-466319	REV. NC

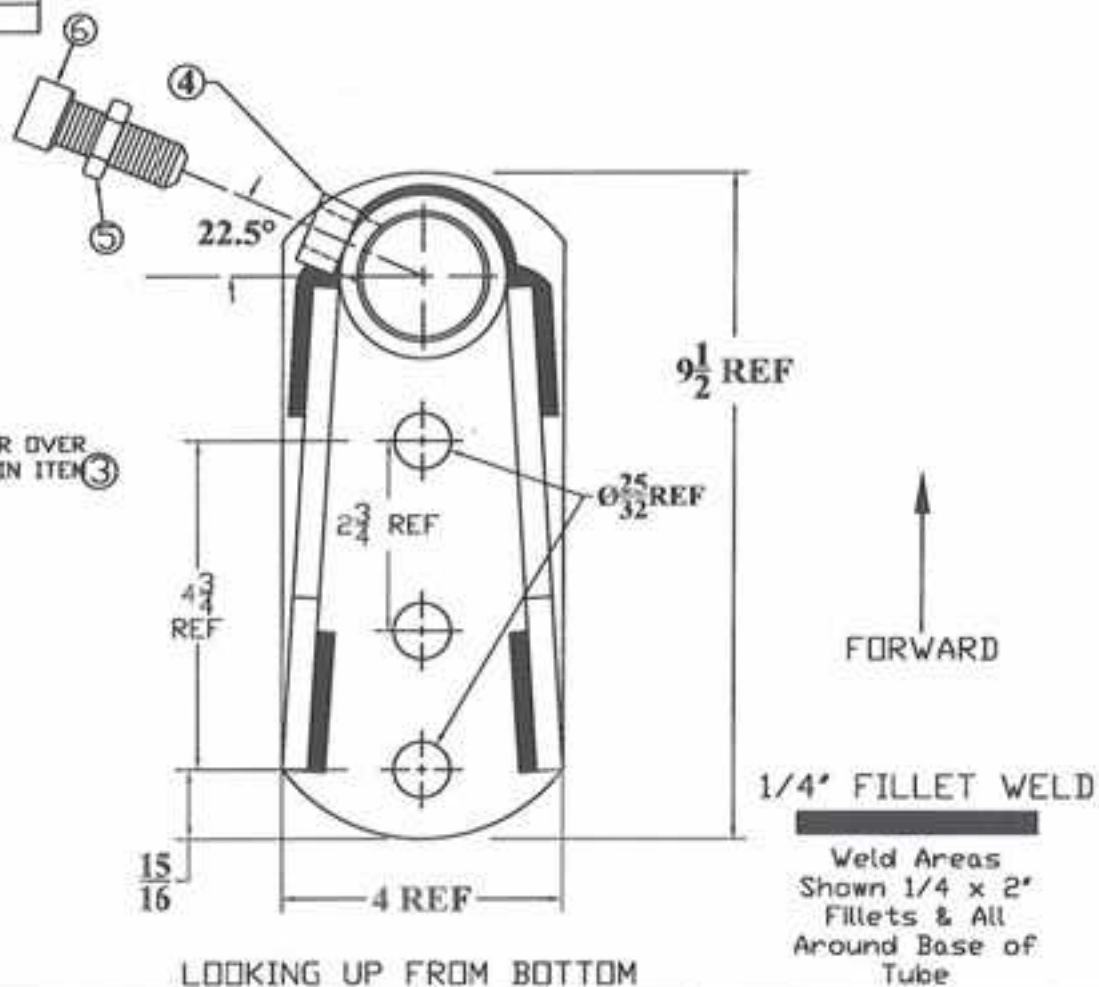
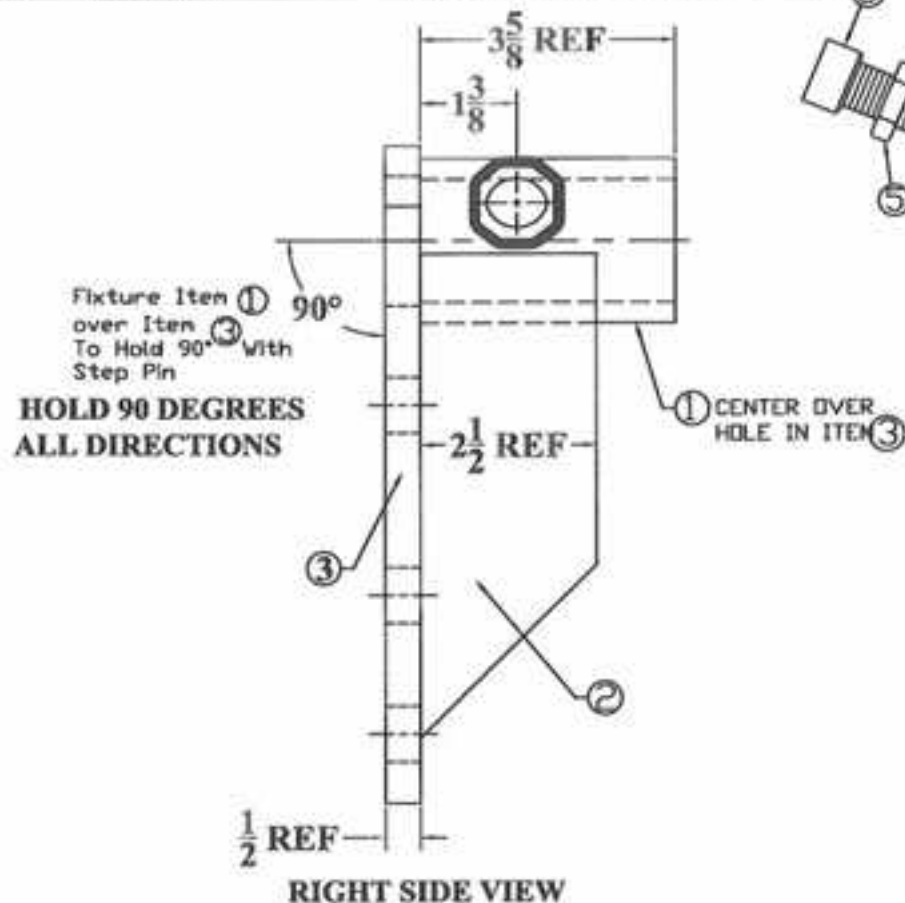
ShieldAg RIGID COULTER MOUNTS, 3/4" U-bolts NOT INCLUDED			Weight
Part #	Description, Vertical Dimension FIRST, Horizontal Dimension SECOND		Lbs
KSC466340	6 X 2 or 4 X 4 or 6 X 4 Coulter System Mount,requires 3/4" mtg hardware		10.0
KSC466341	SPECIAL 4 X 4 or 6 X 4 Coulter System Mount for 1-1/2" dia shaft		10.0
KSC466343	6 X 4 coulter mount,face mount to 6" tall toolbar		14.0
KSC466348	Coulter mount for  spring bundle adaptation		10.0
KSC466571	5 X 7 or 7 X 7 Coulter System Mount,requires 3/4" mtg hardware		21.0
KSC466572	7 X 5 or 5 X 5 Coulter System Mount,requires 3/4" mtg hardware		21.0
KSC466633	3" ANMBAR coulter mount complete with all hardware		25.0
KSC466644	4" ANMBAR coulter mount complete with all hardware		27.0
KSC466640	4 X 6 or 6 X 6 Coulter System Mount,requires 3/4" mtg hardware		14.0

See U-bolt Section to select proper size U-bolt for your toolbar



KSC-466340
Rigid Coulter Mount

ITEM #	QUAN.	PART #	DESCRIPTION
1	1	KSC- 466340-BMT	BAR MTG TUBE
2	2	KSC- 466340-G	GUSSET
3	1	KSC- 466340-M	MOUNTING PLATE
4	1	N6	3/4 - 10 HEX NUT
5	1	N6J	NUT, HEX JAM
6	1	106-B1	SET SCREW 3/4-10 X 1 SQ HEAD CUP PT



-	-	-	-
-	-	-	-
A	MB	10-08-08	Changed to Universal mount for 4 X 4 or 6" vertical X 2" horizontal
NC	AL	7-11-05	Release For Production
REV.	BY	DATE	DESCRIPTION

TOLERANCE UNLESS
OTHERWISE NOTED

0/0 +/- 1/32
0.00 +/- .020
0.000 +/- .005
0.0000 +/- .001
ANGLE +/- 1/2

SHIELD
AGRICULTURAL EQUIPMENT

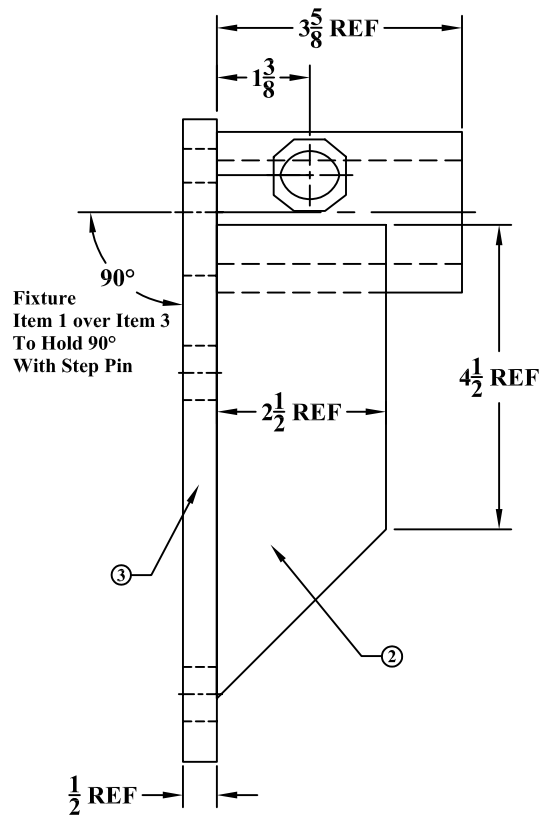
DRAWN BY: **ALINK** DATE: **7-11-05**
CHECKED BY: DATE:

DESCRIPTION **COULTER MOUNT, 4 X 4 OR 6 X 2**

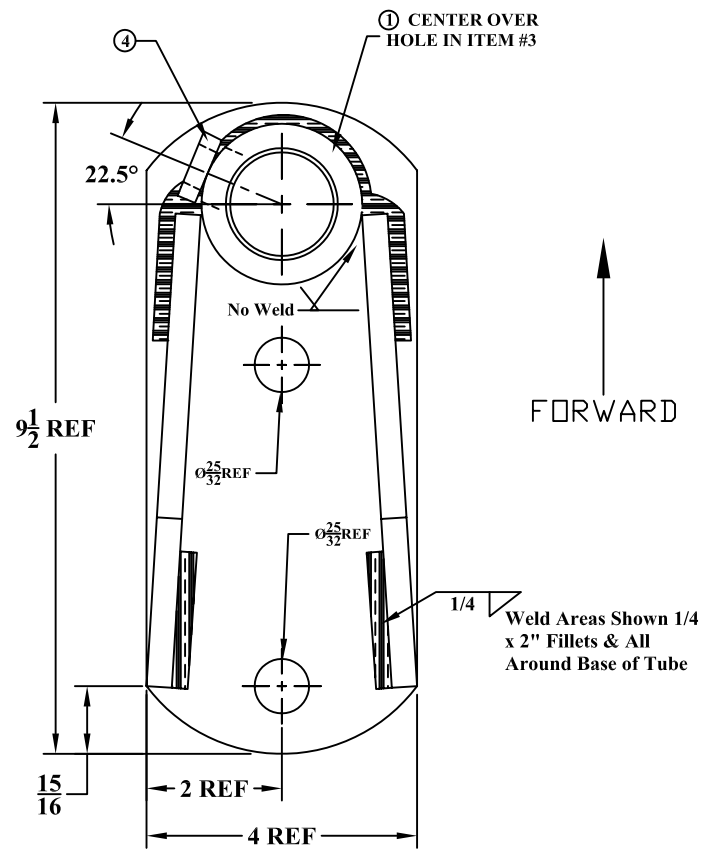
MATERIAL **WELDMET**

PART NO. **KSC-466340**

REV. **A**



RIGHT SIDE VIEW



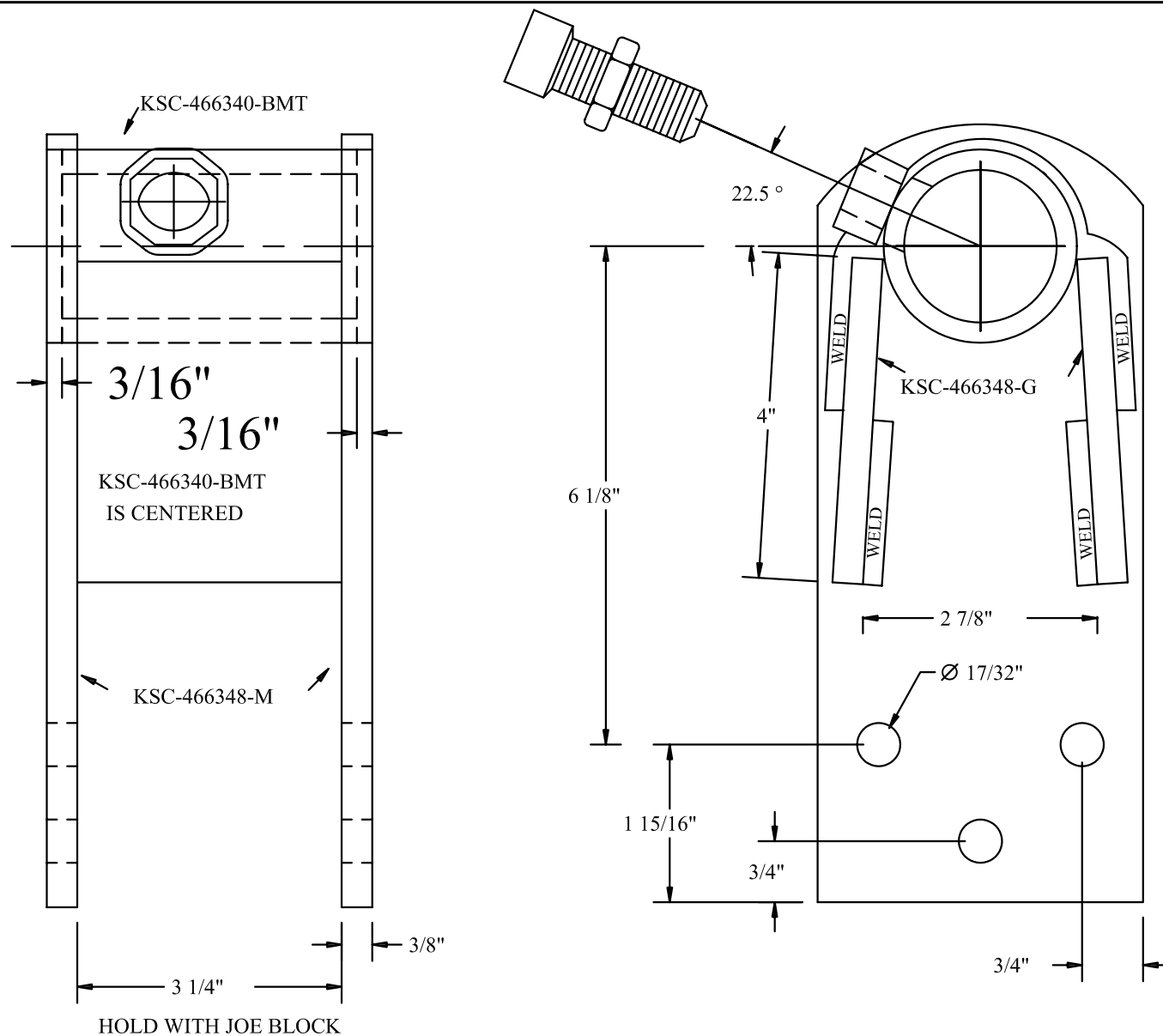
LOOKING UP FROM BOTTOM

ITEM #	QUAN.	PART #	DESCRIPTION
1	1	KSC- 466341-BMT	BAR MTG TUBE
2	2	KSC- 466340-G	GUSSET
3	1	KSC- 466340-M	MOUNTING PLATE
4	1	N6	3/4 - 10 HEX NUT

1/4" FILLET WELD



-	-	-	-	<div>TOLERANCE UNLESS OTHERWISE NOTED</div> <div>0/0 +/- 1/32</div> <div>0.00 +/- .020</div> <div>0.000 +/- .005</div> <div>0.0000 +/- .001</div> <div>ANGLE +/- 1/2</div>	<div>SHIELD</div> <div>AGRICULTURAL EQUIPMENT</div>	
-	-	-	-			
-	-	-	-			
NC	AL	7-11-05	Release For Production			
REV.	BY	DATE	DESCRIPTION		<div>DRAWN BY: AL</div> <div>DATE: 7-11-05</div> <div>CHECKED BY: _</div> <div>DATE:</div>	
DESCRIPTION				PART NO.		REV.
COULTER MOUNT, 4 X 4 OR 6 X 4 w/1 1/2 SHAFT				KSC-466341		NC
MATERIAL				WELDMNT		



KSC-466348 NC

-	-	-	-
-	-	-	-
-	-	-	-
-	-	-	-
REV.	BY	DATE	DESCRIPTION

**TOLERANCE UNLESS
OTHERWISE NOTED**

0/0 +/- 1/16

0.00 +/- .020

0.000 +/- .010

0.0000 +/- .001

ANGLE +/- 2

SHIELD
AGRICULTURAL EQUIPMENT

DRAWN BY: SHORES

DATE: 4/15/10

CHECKED BY: _

DATE: _

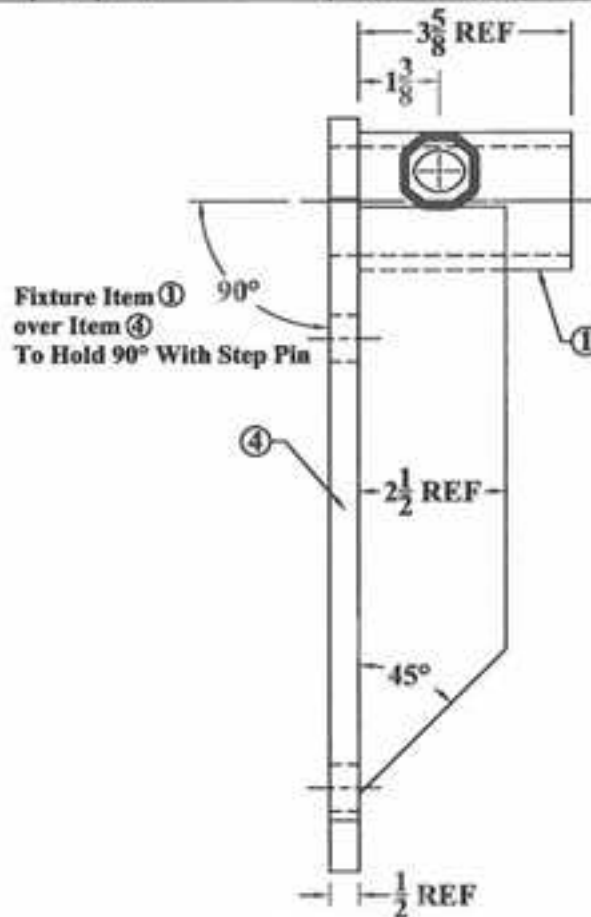
DESCRIPTION DMI adapter for HCS spring bundle

MATERIAL WELDMENT

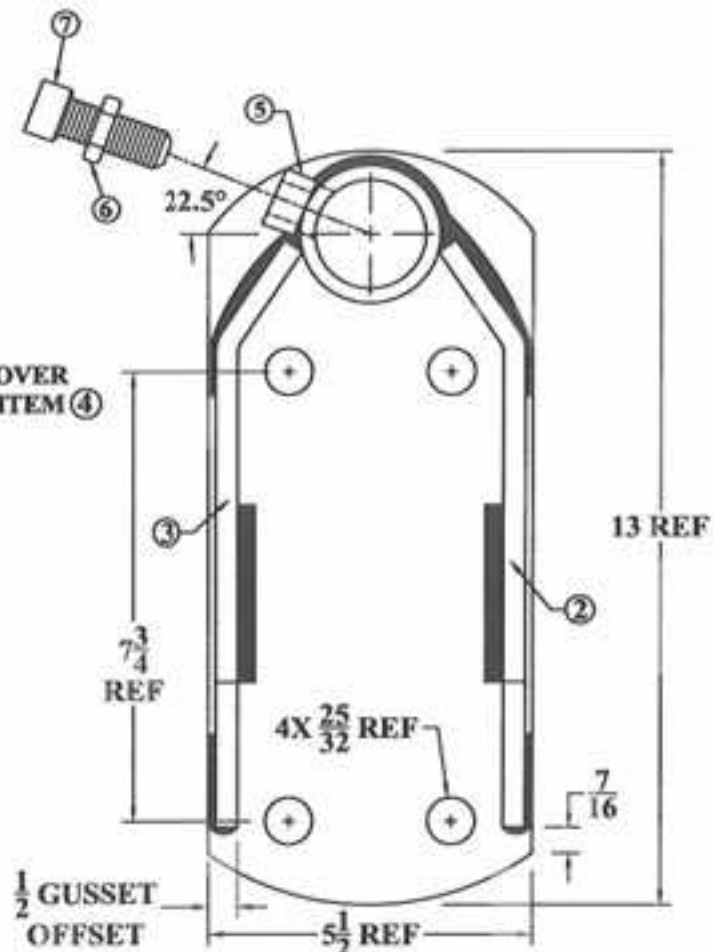
PART NO. KSC-466348

REV. NC

ITEM #	QUAN.	PART #	DESCRIPTION
1	1	KSC-46640-BMT	BAR MOUNT TUBE
2	1	KSC-466571-GL	GUSSET
3	1	KSC-466571-CR	GUSSET
4	1	KSC-466571-MP	MOUNTING PLATE
5	1	N6	3/4 - 18 HEX NUT
6	1	N6J	NUT, HEX JAM
7	1	196-B1	SET SCREW 3/4-18 X1 SQ HEAD CUP PT



RIGHT SIDE VIEW



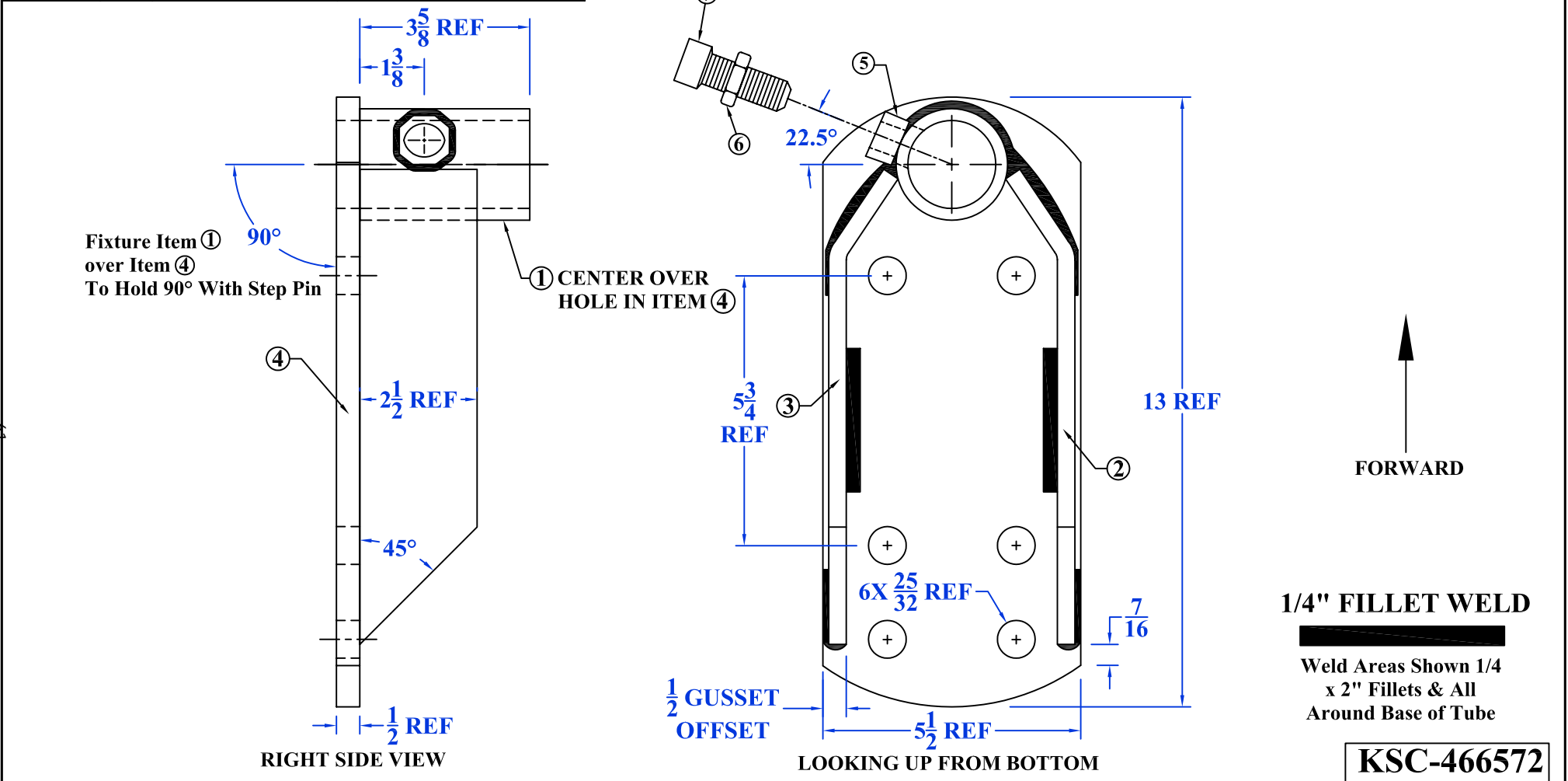
LOOKING UP FROM BOTTOM

**1/4" FILLET WELD**

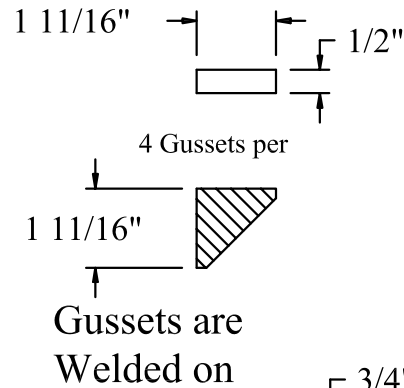
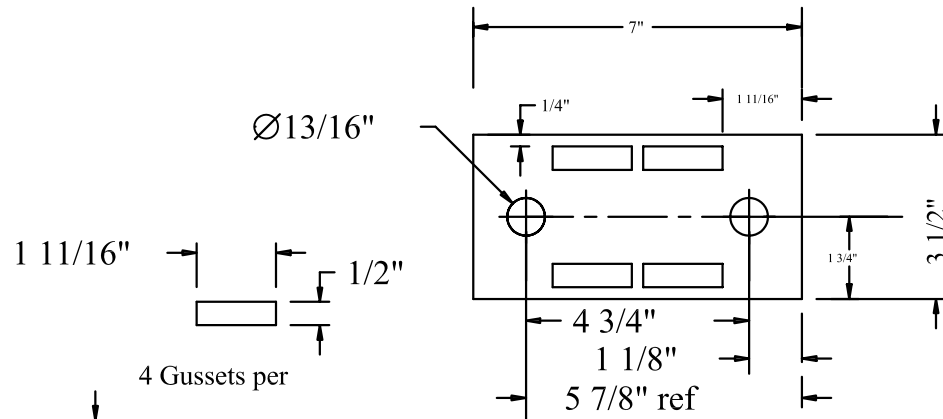
Weld Areas Shown 1/4
x 2" Fillets & All
Around Base of Tube

-	-	-	-	TOLERANCE UNLESS OTHERWISE NOTED 0.0 +/- 1/32 0.00 +/- .020 0.000 +/- .005 0.0000 +/- .001 0.001 +/- 1/2	SHIELD AGRICULTURAL EQUIPMENT		
-	-	-	-				
-	-	-	-				
NC	AL	08-08-05	Release For Production				
REV.	BY	DATE	DESCRIPTION		DRAWN BY: ALINK DATE: 08-08-05 CHECKED BY: DATE:		
DESCRIPTION COULTER MOUNT 5 X 7 OR 7 X 7				MATERIAL WELDMENT		PART NO. KSC-466571	REV. NC

ITEM #	QUAN.	PART #	DESCRIPTION
1	1	KSC- 466340-BMT	BAR MTG TUBE
2	1	KSC- 466571-GL	GUSSET
3	1	KSC- 466571-GR	GUSSET
4	1	KSC- 466572-MP	MOUNTING PLATE
5	1	N6	3/4 - 10 HEX NUT
6	1	N6J	NUT, HEX JAM
7	1	106-B1	SET SCREW 3/4-10 X2 SQ HEAD CUP PT



-	-	-	-	TOLERANCE UNLESS OTHERWISE NOTED 0/0 +/- 1/32 0.00 +/- .020 0.000 +/- .005 0.0000 +/- .001 ANGLE +/- 1/2	<div>SHIELD</div> <div>AGRICULTURAL EQUIPMENT</div> <div>DRAWN BY: ALINK</div> <div>DATE: 08-08-05</div> <div>CHECKED BY: -</div> <div>DATE: -</div>
-	-	-	-		
-	-	-	-		
NC	AL	08-08-05	Release For Production		
REV.	BY	DATE	DESCRIPTION		
DESCRIPTION				PART NO.	
COULTER MOUNT 5 X 5 OR 7 X 5				KSC-466572	
MATERIAL				REV.	
WELDMENT				NC	



KSC-466633

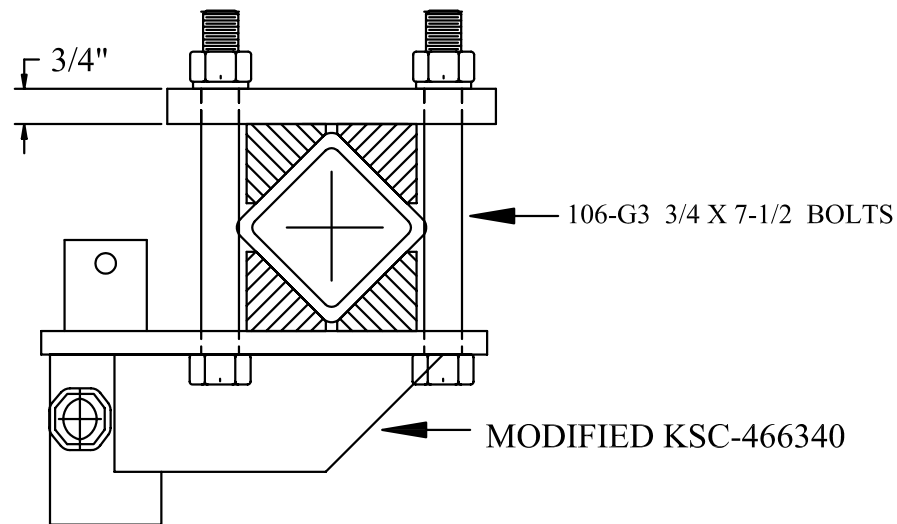
3" DIAMOND BRACKET MOUNTING

Kit includes:

Modified KSC-466340

TOP PLATE with gussets

2ea 3/4-10 X 7-1/2 bolts
with nuts and lockwashers



KSC-466633 NC

SHIELD
AGRICULTURAL EQUIPMENT

DRAWN BY: **SHORES**

DATE: **4/15/10**

CHECKED BY: **_**

DATE: **_**

TOLERANCE UNLESS
OTHERWISE NOTED

0/0 +/- 1/16

0.00 +/- .020

0.000 +/- .010

0.0000 +/- .001

ANGLE +/- 2

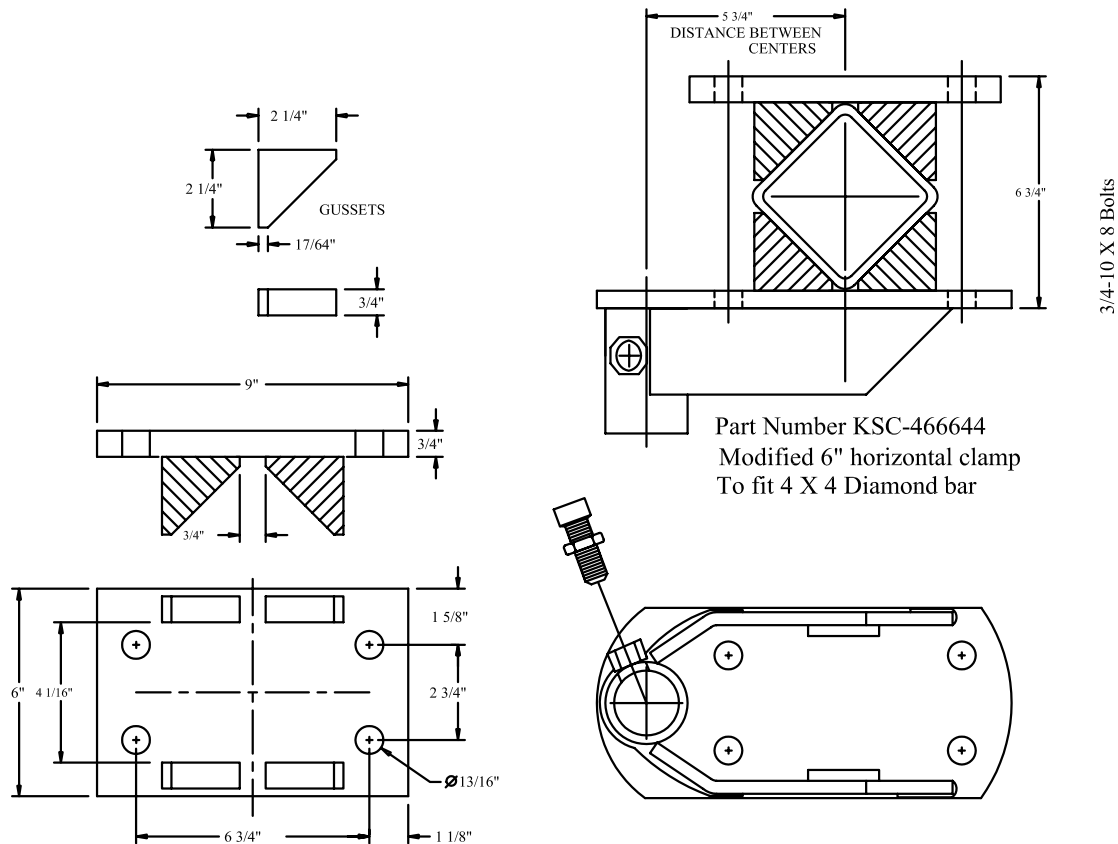
-	-	-	-
-	-	-	-
-	-	-	-
-	-	-	-
REV.	BY	DATE	DESCRIPTION

DESCRIPTION **3" diamond bracket coultter mount**

MATERIAL **WELDMENT**

PART NO. **KSC-466633**

REV. **NC**



TOP PLATE for KSC-466644

MODIFY KSC-466640

Kit includes 4ea 106-H1 3/4-10 X 8" hex bolts and nuts


KSC-466644 NC

-	-	-	-	TOLERANCE UNLESS OTHERWISE NOTED 0/0 +/- 1/16 0.00 +/- .020 0.000 +/- .010 0.0000 +/- .001 ANGLE +/- 2	<div> <div>SHIELD</div> <div>AGRICULTURAL EQUIPMENT</div> </div> <div> DRAWN BY: SHORES DATE: 4/15/10 CHECKED BY: - DATE: - </div>
-	-	-	-		
-	-	-	-		
-	-	-	-		
REV.	BY	DATE	DESCRIPTION		
DESCRIPTION 4" diamond bracket coulter mount				MATERIAL WELDMET	PART NO. KSC-466644 REV. NC

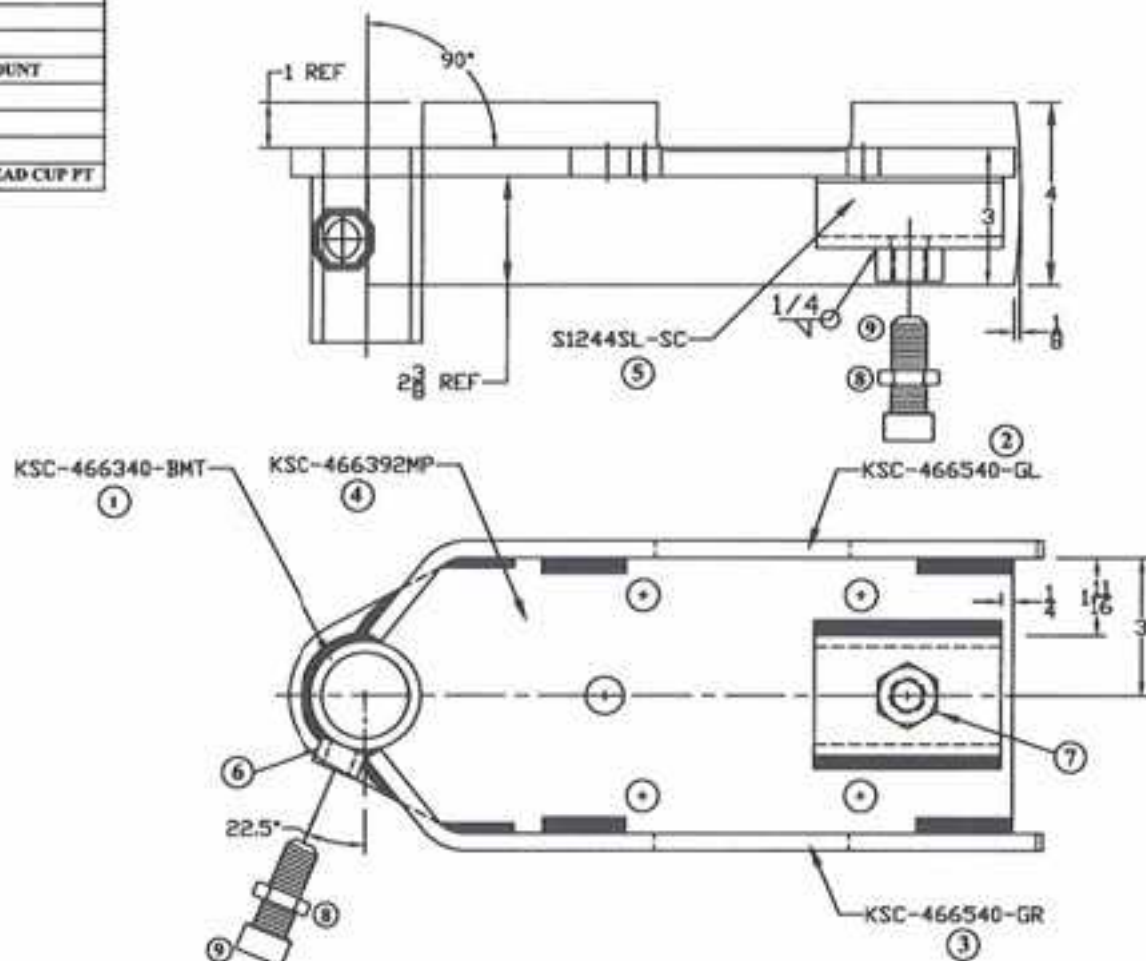
RIGID C-S (coultter-shank) Mounts, 5/8" U-bolts not included

Part #	Description	Unit Weight, lbs
KSC-466392	4 X 4 or 6 X 4 Coultter System Mount, 4" horizontal, requires 2ea 5/8" U-bolt	42.0
KSC-466396	4 X 6 or 6 X 6 Coultter System Mount, 6" horizontal, requires 2ea 5/8" U-bolt	46.0
KSC-466397	5 X 7 or 7 X 7 Coultter System Mount, 7" horizontal, requires 2ea 5/8" U-bolt	53.0

SEE U-bolt Section 9 to select proper size U-bolt for your toolbar

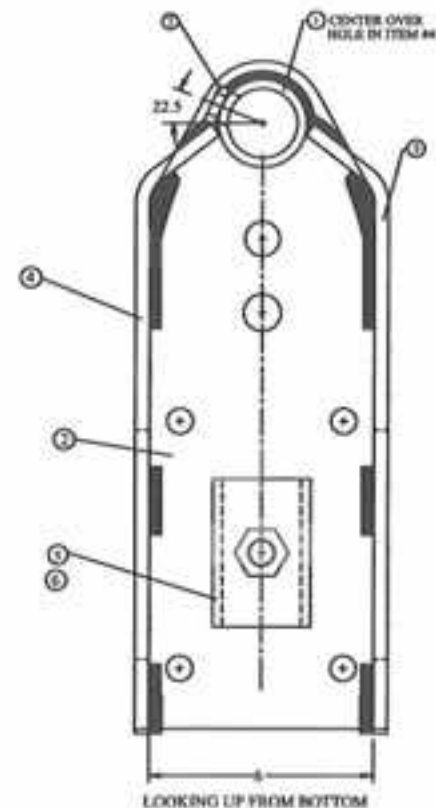
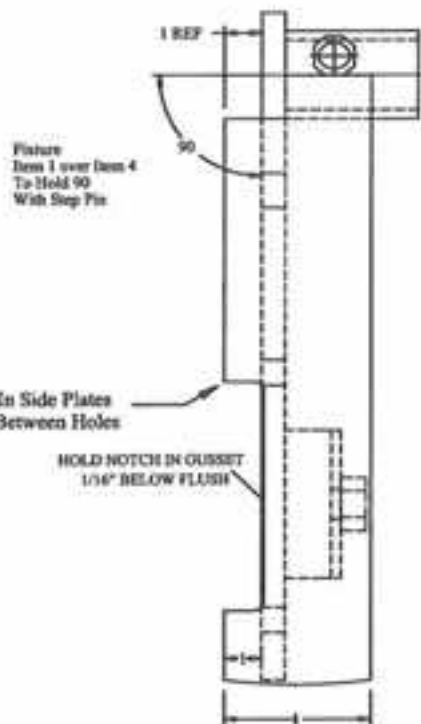
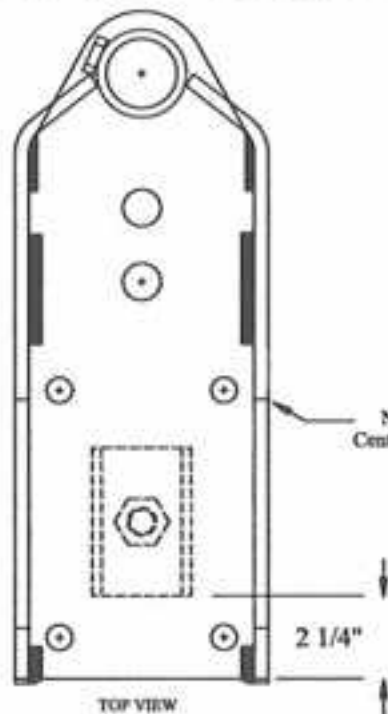


KSC-466392 C-S Mount



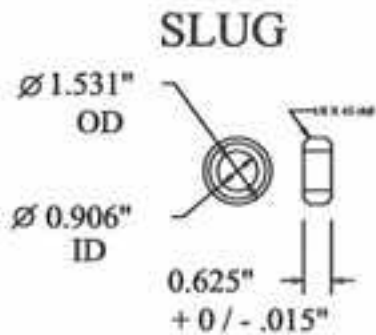
-	-	-	-	TOLERANCE UNLESS OTHERWISE NOTED	<div>SHIELD</div> <div>AGRICULTURAL EQUIPMENT</div>	DRAWN BY: ALINK	DATE: 03/10/00	
-	-	-	-					
-	-	-	-					
-	-	-	-					
QTY.	BY	DATE	DESCRIPTION	0/0 +/- 1/32 0.00 +/- .020 0.000 +/- .005 0.0000 +/- .001 ANGLES +/- 1/2		CHECKED BY: -	DATE: -	
DESCRIPTION C-S MOUNT PLATE-4 X 4 OR 6 X 4				MATERIAL 5/8 X 6 NR FLAT		PART NO. KSC-466392		REV. -

ITEM #	Quan	Part Number	DESCRIPTION
1	1	KSC-466340-BMT	Bar Mounting tube
2	1	KSC-466396-MP	Mounting Plate
3	1	KSC-466560-GL	Gusset
4	1	KSC-466560-GR	Gusset
5	1	S1244SL-SC	U-shaped piece
6	1	N6H	3/4-10 Heavy Hex Nut
7	1	N6	3/4-10 Hex Nut
8	2	106-B1 (NOT SHOWN)	3/4-10 Set Screw
9	2	N6J (NOT SHOWN)	3/4-10 Hex Jam Nut



1/4" FILLET WELD

-	-	-	-	TOLERANCE UNLESS OTHERWISE NOTED	SHIELD AGRICULTURAL EQUIPMENT DRAWN BY: ALINK DATE: 1/31/08 CHECKED BY: DATE:
-	-	-	-	0/0 +/- 1/32	
-	-	-	-	0.00 +/- .020	
-	-	-	-	0.000 +/- .003	
-	-	-	-	0.0000 +/- .001	PART NO. KSC-466396 REV. -
-	-	-	-	ANGLE +/- 1/2	
REV.	BY	DATE	DESCRIPTION	MATERIAL	
RIGID COULTER/SHANK CLAMP, 4 X 6 OR 6 X 6				WELDMENT	



Technical drawing of a wellhead assembly. The drawing includes a side view on the left and a top view on the right. The side view shows a vertical pipe with a flange at the top (callout 4) and a valve assembly (callouts 8 and 9). The top view shows a circular wellhead with a central plug (callout 1) and a surrounding annulus (callout 2). A 'SLUG' is indicated in the annulus. A dimension of 4 15/16" is shown for the distance from the bottom of the wellhead to the center of the plug. Callouts 3, 5, 6, and 7 point to various components and features. Labels 'N6 goes here' and 'N6H goes here' indicate specific locations for components.

-	-	-	-	TELEPHONE NUMBER STANDARD RATE Q/D +/- 1/32 Q/D +/- 200 Q/D +/- 200 Q/D +/- 200 Q/D +/- 100	<div style="text-align: center;">  </div>	DRAWN BY: MB DATE: 01/01/00
-	-	-	-			
-	-	-	-			
-	-	-	-			
REV.	BY	DATE	DESCRIPTION			CHECKED BY: - DATE: -
DESCRIPTION				INTERNAL	PART NO.	REV.
RIGID CS MOUNT, 5 X 7 or 7 X 7				WELDMENT	KSC-466397	-

COULTER-Spring Shank Mounts, 5/8"U-bolts not included

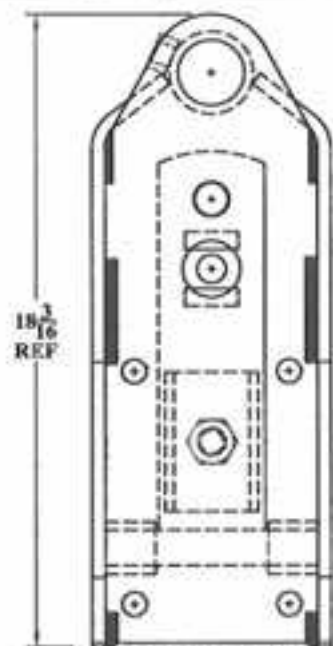
Part #	Description	Unit Weight, lbs
KSC-466540	4 X 4 or 6 X 4 Coulter-Shank System Mount,requires 2ea 5/8" U-bolt	53.0
KSC-466540X	4 X 4 or 6 X 4 Coulter-Shank System Mount, Heavy-Duty dbl spring, requires 2ea 5/8" U-bolt	55.0
KSC-466560	4 X 6 or 6 X 6 Coulter-Shank System Mount,requires 2ea 5/8" U-bolt	58.0
KSC-466560X	4 X 6 or 6 X 6 Coulter-Shank System Mount, Heavy-Duty dbl spring, requires 2ea 5/8" U-bolt	60.0
KSC-466570	5 X 7 or 7 X 7 Coulter-Shank System Mount,requires 2ea 5/8" U-bolt	62.0
KSC-466570X	5 X 7 or 7 X 7 Coulter-Shank System Mount, Heavy-Duty dbl spring, requires 2ea 5/8" U-bolt	64.0

SEE U-bolt Section 9 to select proper size U-bolt for your toolbar

**KSC-466540X Coulter-spring
shank mount shown
order U-bolts separately**

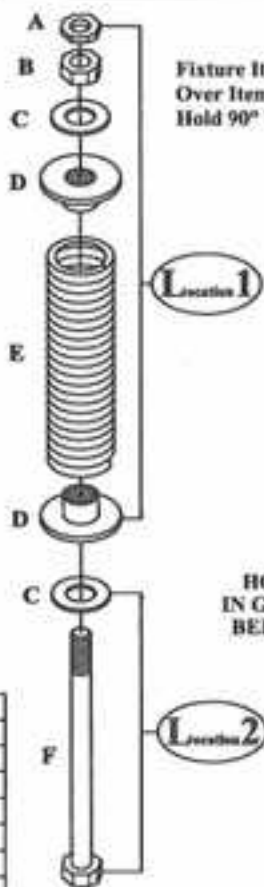


ITEM #	QUAN.	PART #	DESCRIPTION
1	1	KSC-466560-BMT	BAR MTG TUBE
2	1	KSC-466560-GL	GUSSET
3	1	KSC-466560-GR	GUSSET
4	1	KSC-466560-MP	MOUNTING PLATE
5	1	S1344SL-TW	SPRING CLAMP TONGUE WELDMENT
6	2	S1344SL-HT	1-1/2 OD X .340 WALL DOM TUBE
7	1	N6	3/4 - 10 HEX NUT



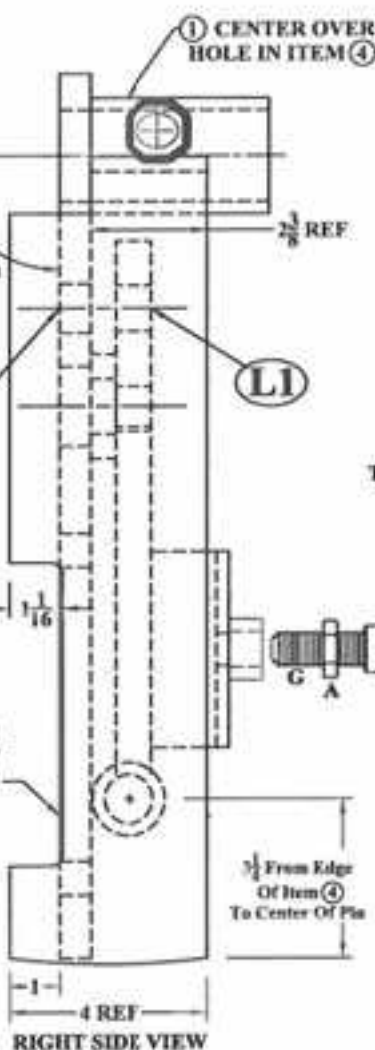
TOP VIEW, Scaled Down

ITEM #	QUAN.	PART #	DESCRIPTION
A	3	N6J	JAM NUT
B	1	N6	NUT
C	2	SEF6H	WASHER
D	2	S1344SL-SPC	CAP
E	1	SPR-1	SPRING
F	1	106-N1	BOLT
G	2	106-B1	SCREW

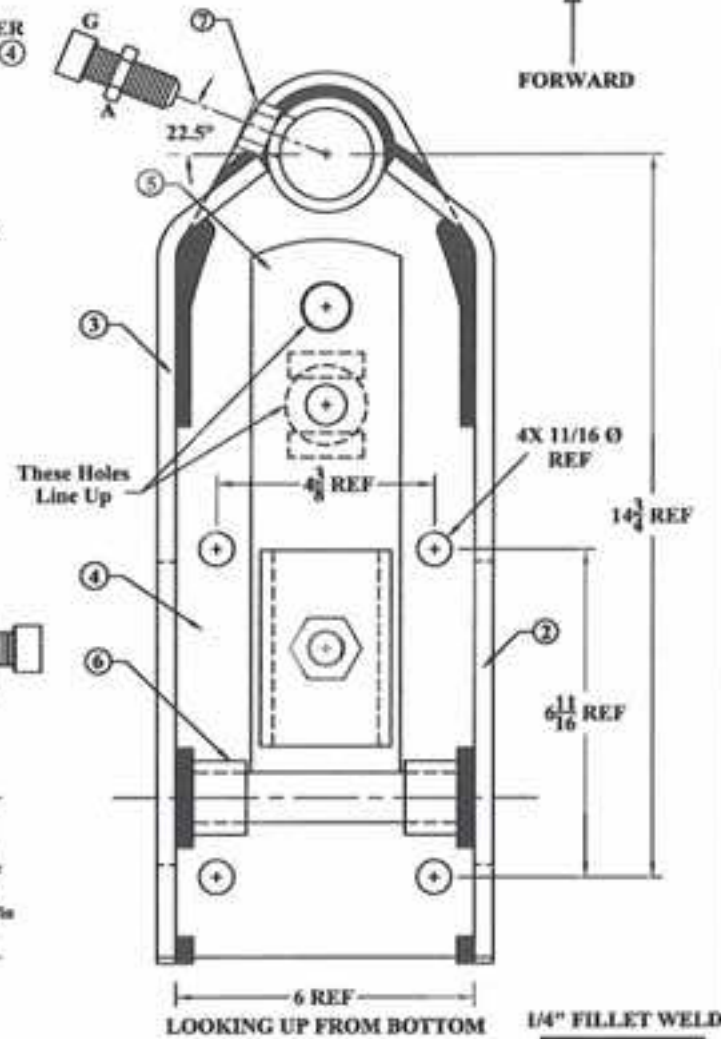


Fixture Item ① 90°
Over Item ④ To
Hold 90° With Step Pin

HOLD NOTCH
IN GUSSET 1/16"
BELOW FLUSH



RIGHT SIDE VIEW



LOOKING UP FROM BOTTOM

1/4" FILLET WELD

-	-	-	-
-	-	-	-
-	-	-	-
-	-	-	-
REV.	BY	DATE	DESCRIPTION

TOLERANCE UNLESS
OTHERWISE NOTED

0.00 +/- 1/32
0.00 +/- .020
0.000 +/- .005
0.0000 +/- .001
ANGLES +/- 1/2

SHIELD
AGRICULTURAL EQUIPMENT

DESIGNED BY: **ALINK**

DATE: **01/03/08**

CHECKED BY: -

DATE: -

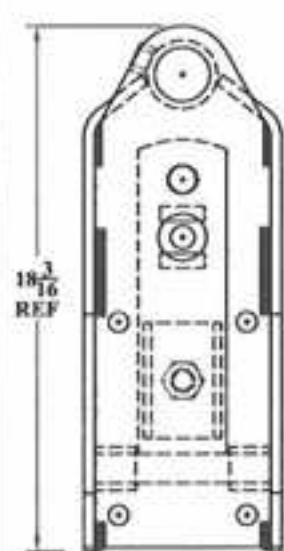
DESCRIPTION **COULTER/SPRING CLAMP, 4 X 6 OR 6 X 6**

MATERIAL **WELDMENT**

PART NO. **KSC-466560**

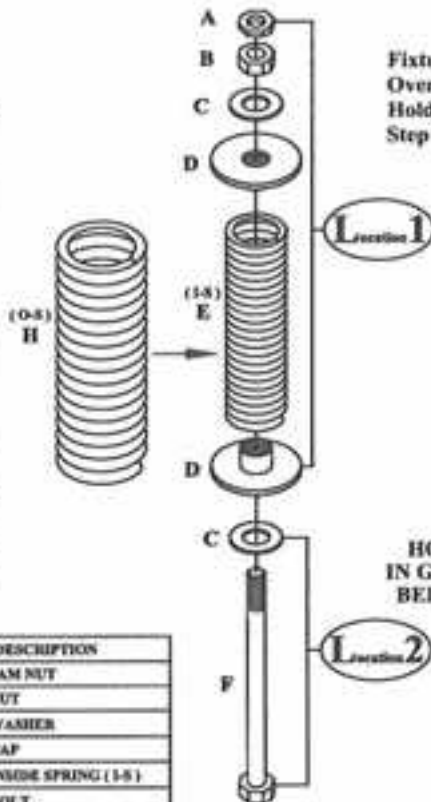
REV. -

ITEM #	QUAN.	PART #	DESCRIPTION
1	1	KSC-466340-BMT	BAR MTG TUBE
2	1	KSC-466560-GL	GUSSET
3	1	KSC-466560-GR	GUSSET
4	1	KSC-466560-MP	MOUNTING PLATE
5	1	SI244SL-TW	SPRING CLAMP TONGUE WELDMENT
6	2	SI244SL-HT	1-1/2 OD X .340 WALL DOM TUBE
7	1	N6	3/4 - 10 HEX NUT



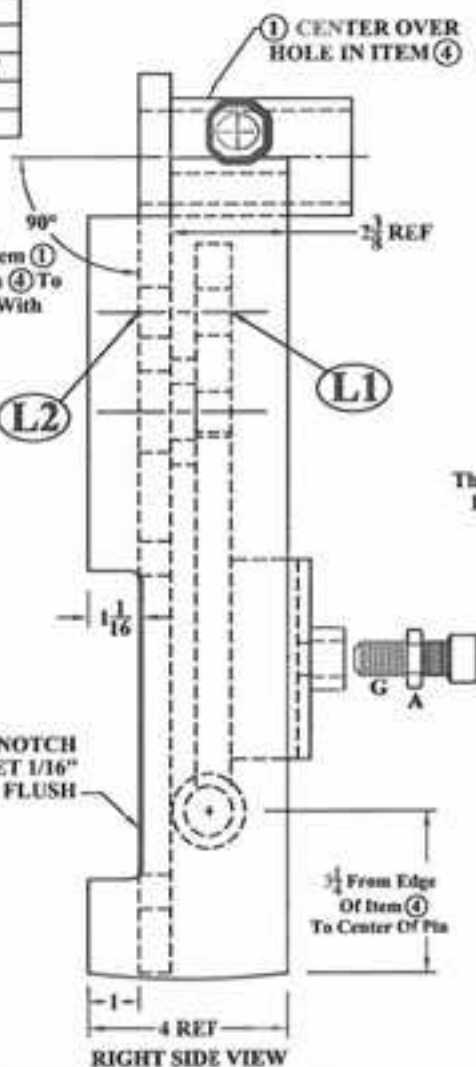
TOP VIEW, Scaled Down

ITEM #	QUAN.	PART #	DESCRIPTION
A	3	N6J	JAM NUT
B	1	N6	NUT
C	2	NP6H	WASHER
D	2	SASCH	CAP
E	1	SPR-1	INSIDE SPRING (1-S)
F	1	106-N	BOLT
G	2	106-B1	SCREW
H	1	SPR-2	OUTSIDE SPRING (O-S)

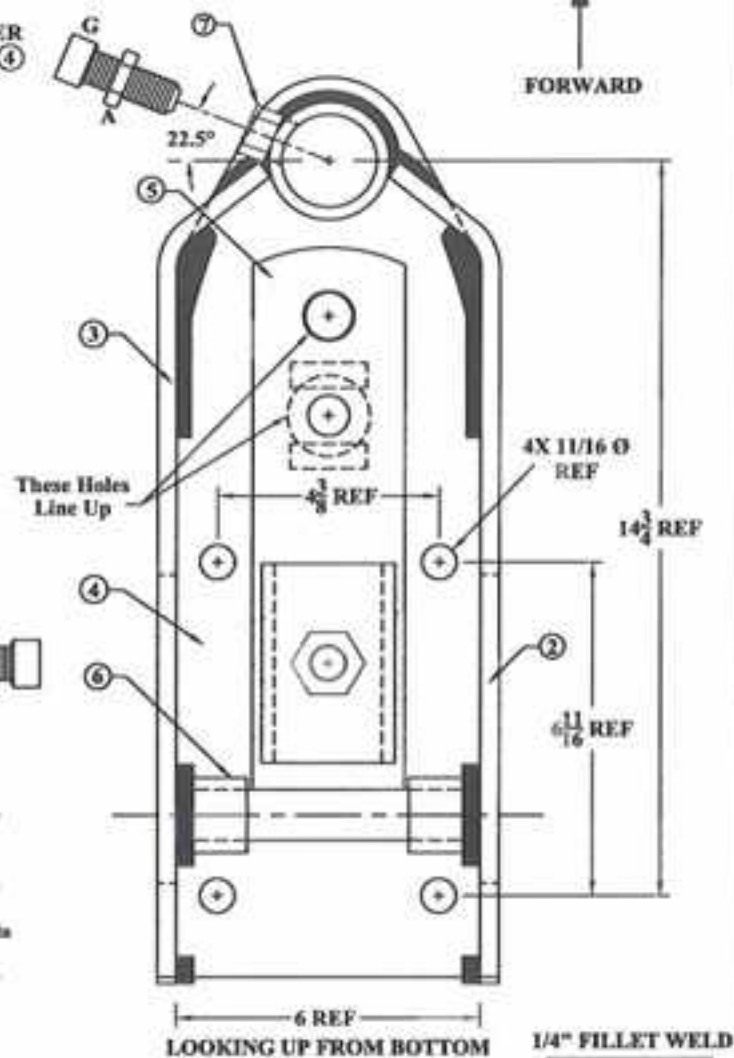


Fixture Item ①
Over Item ④ To
Hold 90° With
Step Pin

HOLD NOTCH
IN GUSSET 1/16"
BELOW FLUSH



RIGHT SIDE VIEW



LOOKING UP FROM BOTTOM

1/4" FILLET WELD

-	-	-	-
-	-	-	-
-	-	-	-
-	-	-	-
REV.	BY	DATE	DESCRIPTION

COULTER/SPRING CLAMP, 4 X 6 OR 6 X 6

MATERIAL

WELDMENT

TOLERANCE UNLESS
OTHERWISE NOTED

0/0 ±. 1/32
0.00 ±. .020
0.000 ±. .005
0.0000 ±. .001
ANG ±. 1/2

SHIELD
AGRICULTURAL EQUIPMENT

DRAWN BY: **ALINK**DATE: **01/03/08**

CHECKED BY: -

DATE: -

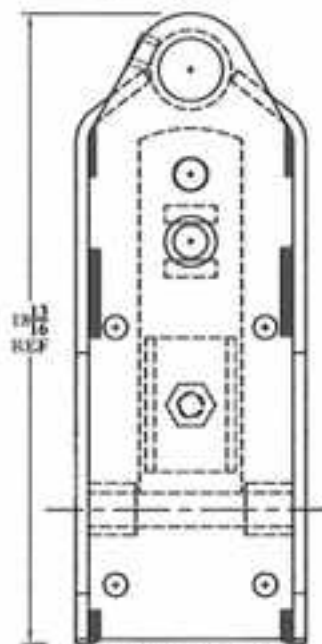
PART NO.

KSC-466560X

REV.

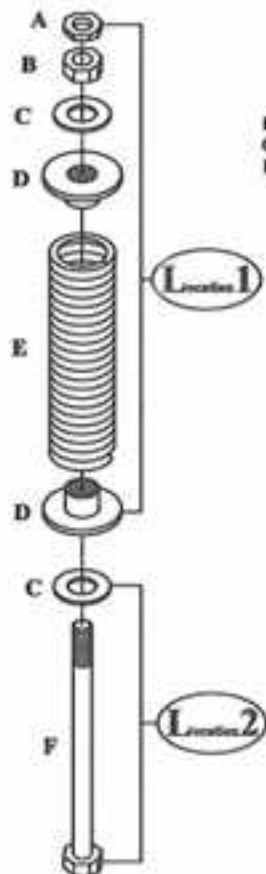
-

ITEM #	QUAN.	PART #	DESCRIPTION
1	1	KSC-466570-BMT	BAR MTG TUBE
2	1	KSC-466570-G1	GUSSET
3	1	KSC-466570-G2	GUSSET
4	1	KSC-466570-MP	MOUNTING PLATE
5	1	S1244SL-TW	SPRING CLAMP TONGUE WELDMENT
6	2	S1244SL-BT	1-1/2 OD X .240 WALL DOM TUBE
7	1	N6	3/4 - 18 HEX NUT



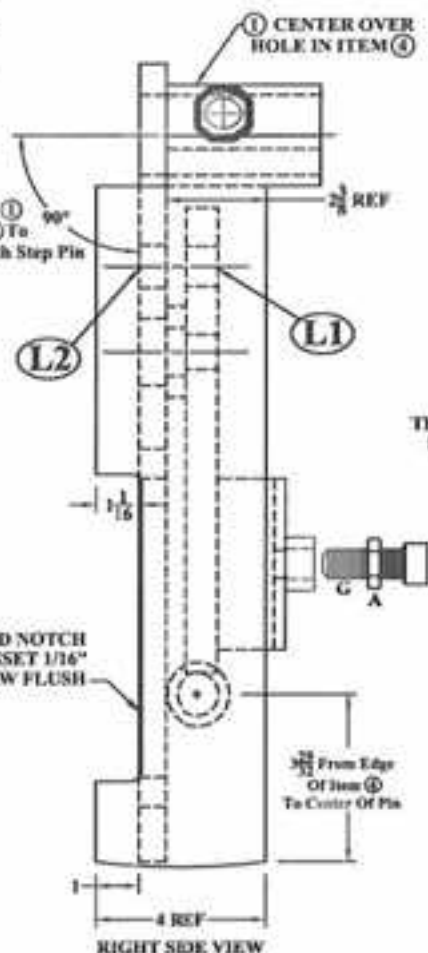
TOP VIEW, Scaled Down

ITEM #	QUAN.	PART #	DESCRIPTION
A	2	N6	JAM NUT
B	1	N6	NUT
C	2	MP4H	WASHER
D	2	S1244SL-SPC	CAP
E	1	SPR-1	SPRING
F	1	184-N1	BOLT
G	2	184-B1	SCREW

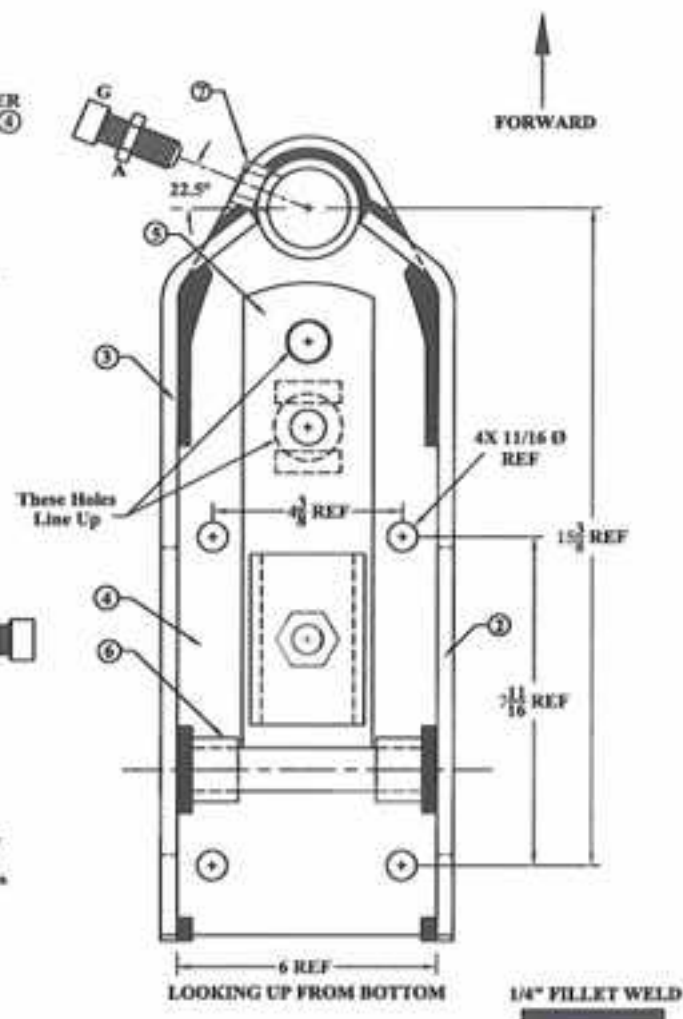


Fixture Item ①
Over Item ④ To
Hold 90° With Step Pin

HOLD NOTCH
IN GUSSET 1/16"
BELOW FLUSH



RIGHT SIDE VIEW



↑
FORWARD

TOLERANCE UNLESS
OTHERWISE NOTED

0/0 +/- 1/32

0.00 +/- .020

0.000 +/- .005

0.0000 +/- .001

ANGLE +/- 1/2

SHIELD
AGRICULTURAL EQUIPMENT

DRAWN BY: **ALINK**

DATE: **01/04/00**

CHECKED BY: -

DATE: -

REV. BY DATE

DESCRIPTION

DESCRIPTION **COULTER/SPRING CLAMP, 5 X 7 OR 7 X 7**

MATERIAL

WELDMENT

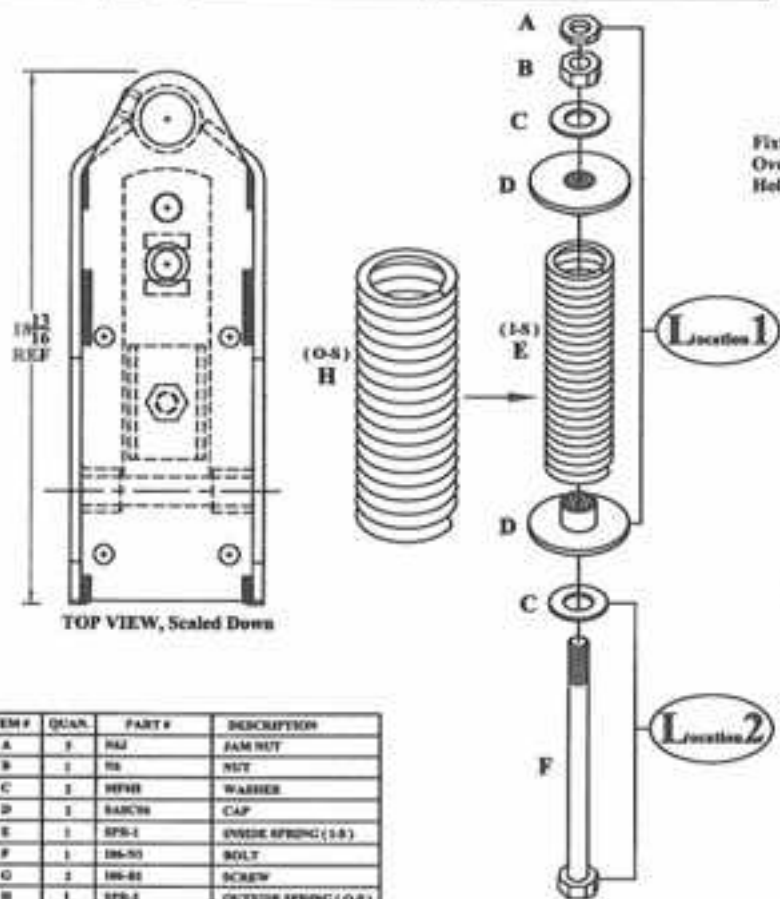
PART NO.

KSC-466570

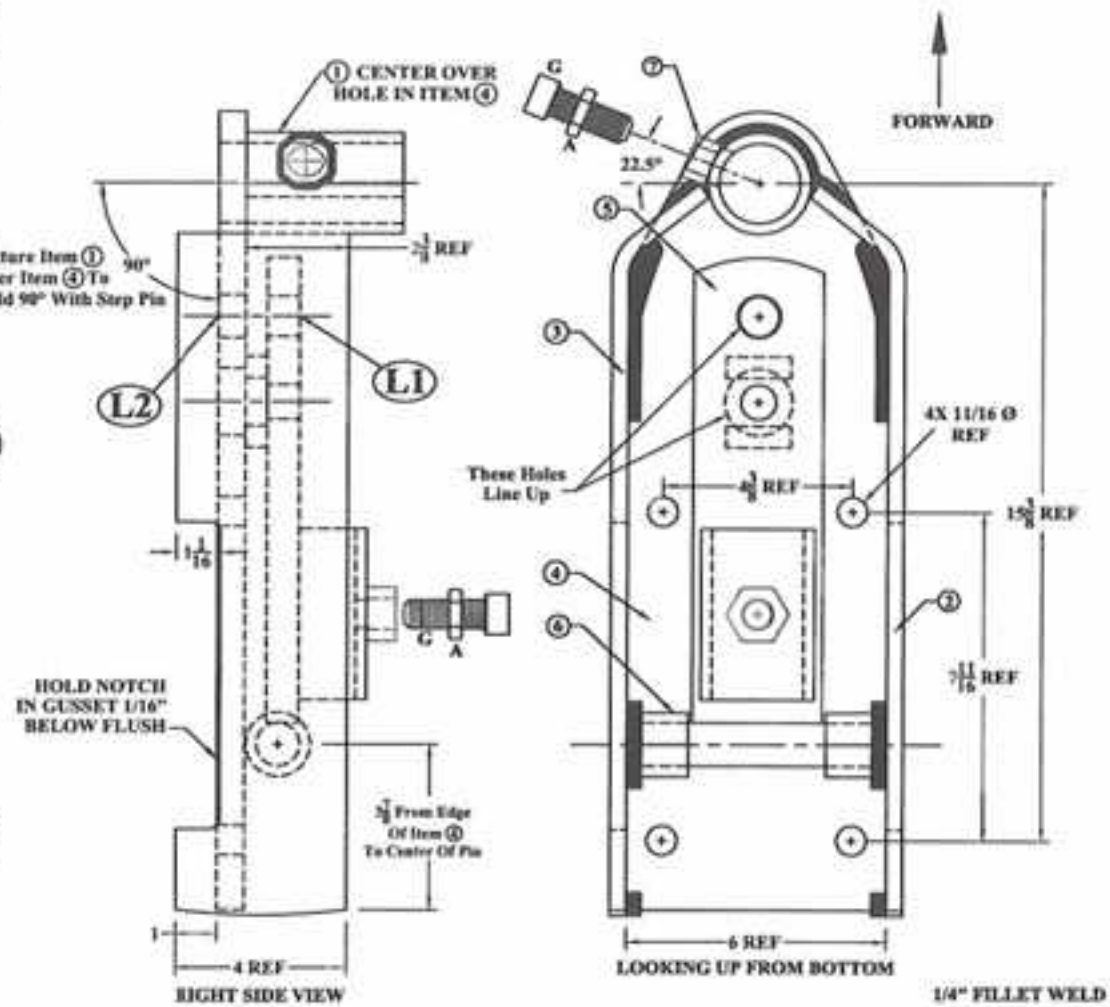
REV.

-

ITEM #	QUAN.	PART #	DESCRIPTION
1	1	KSC-466340-BNUT	BAR MTG TUBE
2	1	KSC-466570-GL	GUSSET
3	1	KSC-466570-GR	GUSSET
4	1	KSC-466570-MP	MOUNTING PLATE
5	1	S1246SL-TW	SPRING CLAMP TONGUE WELDMENT
6	2	S1246SL-HT	1-1/2 OD X .340 WALL DOM TUBE
7	1	N6	3/4 - 10 HEX NUT



ITEM #	QUAN.	PART #	DESCRIPTION
A	1	N6	HEX NUT
B	1	N6	NUT
C	1	W6W6	WASHER
D	1	BARC76	CAP
E	1	SPB-2	INSIDE SPRING (1-5)
F	1	106-50	BOLT
G	2	106-81	SCREW
H	1	SPB-2	OUTSIDE SPRING (O-S)



-	-	-	-
-	-	-	-
-	-	-	-
-	-	-	-
REV.	BY	DATE	DESCRIPTION

TOLERANCE UNLESS OTHERWISE NOTED

0/0 +/- 1/32

0.00 +/- .020

0.000 +/- .005

0.0000 +/- .001

ANGLE +/- 1/2

SHIELD

AGRICULTURAL EQUIPMENT

DESIGN BY: ALINK DATE: 01/04/08

CHECKED BY: DATE:

DESCRIPTION	MATERIAL	PART NO.	REV.
COULTER/SPRING CLAMP, 5 X 7 or 7 X 7	WELDMENT	KSC-466570X	-

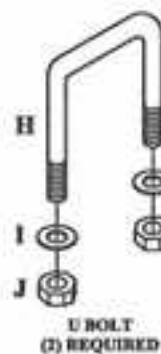
This page intentionally left blank

ShieldAg 800-798-1968 www.shieldag.com

		Unit Weight, lbs
S-1244SL	Spring load clamp for 4x4" bar for 1x2" or 1-1/4 X 2 shank	44.0
S-1264SL	Spring load clamp for 6x4" bar for 1x2" shank or 1-1/4 X 2 shank	44.0
S-1246SL	Spring load clamp for 4x6" bar for 1x2" shank or 1-1/4 X 2 shank	46.0
S-1266SL	Spring load clamp for 6x6" bar for 1x2" shank or 1-1/4 X 2 shank	46.0
S-1257SL	Spring load clamp for 5x7" bar for 1x2" shank or 1-1/4 X 2 shank	56.0
S-1277SL	Spring load clamp for 7x7" bar for 1x2" shank or 1-1/4 X 2 shank	56.0
S-1244SLX	Heavy-duty SL clamp, 4x4" bar for 1x2" or 1-1/4 X 2 shank	46.0
S-1264SLX	Heavy-duty SL clamp, 6x4" bar for 1x2" shank or 1-1/4 X 2	46.0
S-1246SLX	Heavy-duty SL clamp, 4x6" bar for 1x2" shank or 1-1/4 X 2	48.0
S-1266SLX	Heavy-duty SL clamp, 6x6" bar for 1x2" shank or 1-1/4 X 2	48.0
S-1257SLX	Heavy-duty SL clamp, 5x7" bar for 1x2" shank or 1-1/4 X 2	56.0
S-1277SLX	Heavy-duty SL clamp, 7x7" bar for 1x2" shank or 1-1/4 X 2	56.0

ALL S-Series Spring Bundles ARE SUPPLIED WITH U-Bolts

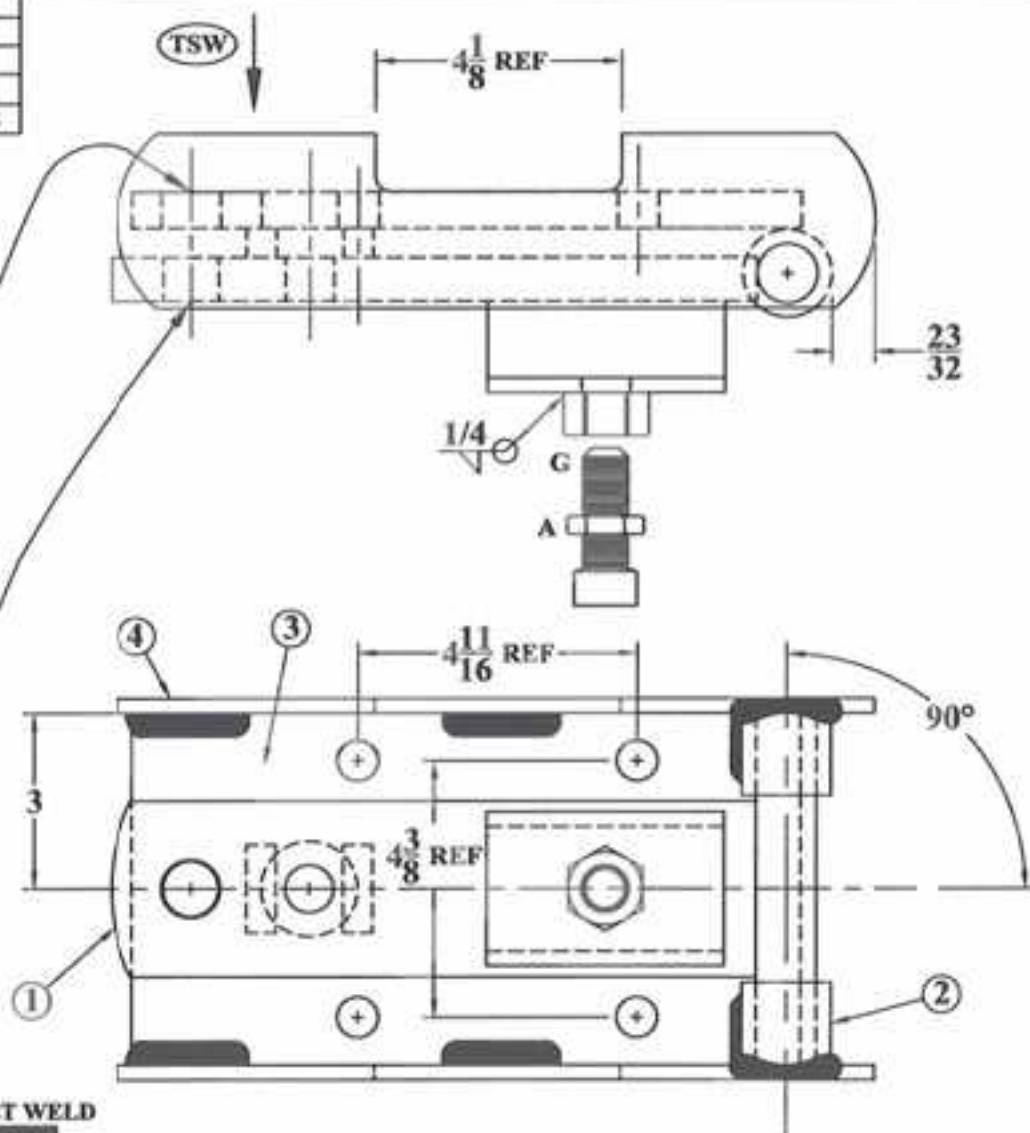
ITEM #	QUAN.	PART #	DESCRIPTION
1	1	S1244SL-TW	SPRING CLAMP TONGUE WELDMENT
2	2	S1244SL-HT	HINGE TUBE 1.50"ODx1.02"IDx1 3/8"LONG
3	1	S1244SL-MP	MOUNT PLATE 5/8x3.8x11.5
4	2	S1244SL-TBG	TOOL BAR GUIDE 1/4x3x12 3/4 SIDE LOCATOR



ITEM #	QUAN.	PART #	DESCRIPTION
A	2	N6J	JAM NUT
B	1	N6	NUT
C	2	MF6H	WASHER
D	2	S1244SL-SPC	CAP
E	1	SPR-1	SPRING
F	1	106-N1	BOLT
G	1	106-B1	SCREW
H	2	AP-500529	U BOLT
I	2	LW5	WASHER
J	2	N5	NUT



1/4" FILLET WELD



-	-	-	-
-	-	-	-
-	-	-	-
-	-	-	-
REV.	BY	DATE	DESCRIPTION

TOLERANCE UNLESS
OTHERWISE NOTED

0/0 +/- 1/32
0.00 +/- .020
0.000 +/- .005
0.0000 +/- .001
ANGLES +/- 1/2

SHIELD
AGRICULTURAL EQUIPMENT

DRAWN BY: ALINK

DATE: 12/20/07

CHECKED BY:

DATE:

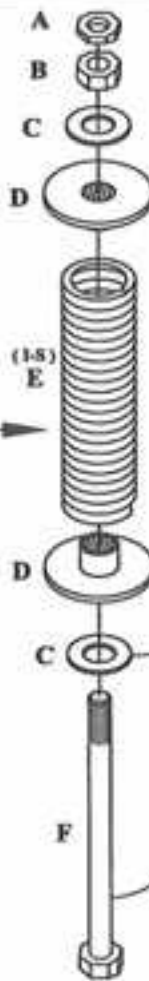
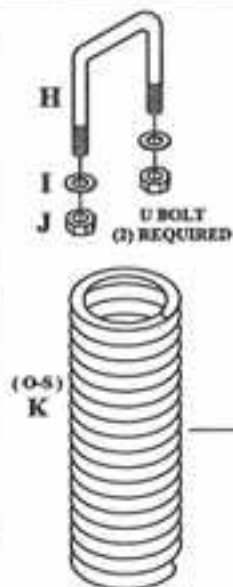
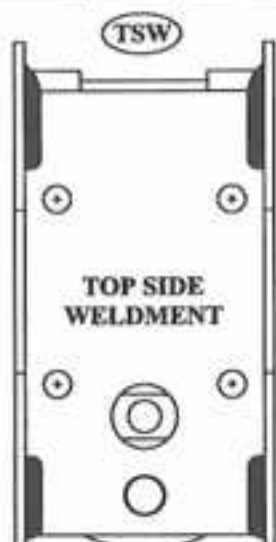
DESCRIPTION **SPRING CLAMP FOR 4 x 4 TOOLBAR**

MATERIAL **WELDMENT**

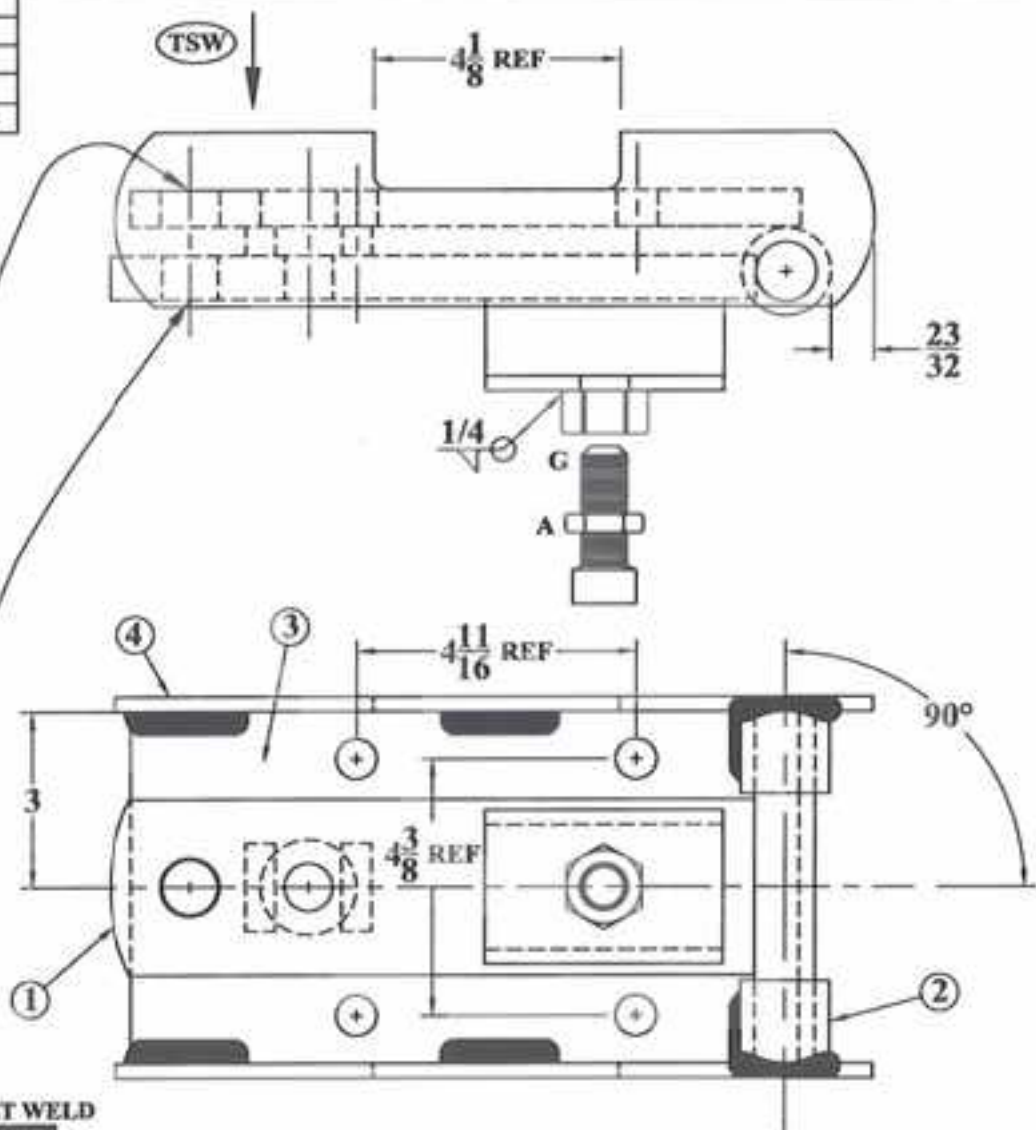
PART NO. **S-1244SL**

REV.
-

ITEM #	QUAN.	PART #	DESCRIPTION
1	1	S1244SL-TW	SPRING CLAMP TONGUE WELDMENT
2	2	S1244SL-HT	HINGE TUBE 1.58"ODx1.02"IDx1 3/8" LONG
3	1	S1244SL-MP	MOUNT PLATE 5/8x6.0x11.5
4	2	S1244SL-TBG	TOOL BAR GUIDE 1/4x3x12 3/4 SIDE LOCATOR



1/4" FILLET WELD



ITEM #	QUAN.	PART #	DESCRIPTION
A	2	N6J	JAM NUT
B	1	N6	NUT
C	1	NF6H	WASHER
D	2	SASC06	CAP
E	1	SPR-1	INSIDE SPRING (1-5)
F	1	106-N1	BOLT
G	1	106-B1	SCREW
H	2	AF-509529	U BOLT
I	2	LW5	WASHER
J	2	N5	NUT
K	1	SPR-2	OUTSIDE SPRING (O-5)

-	-	-	-
-	-	-	-
-	-	-	-
-	-	-	-
REV.	BY	DATE	DESCRIPTION

TOLERANCES UNLESS
OTHERWISE NOTED

0/0 +/- 1/32
0.00 +/- .020
0.000 +/- .005
0.0000 +/- .001
ANGLES +/- 1/2

SHIELD

AGRICULTURAL EQUIPMENT

DRAWN BY: ALINK

DATE: 12/26/07

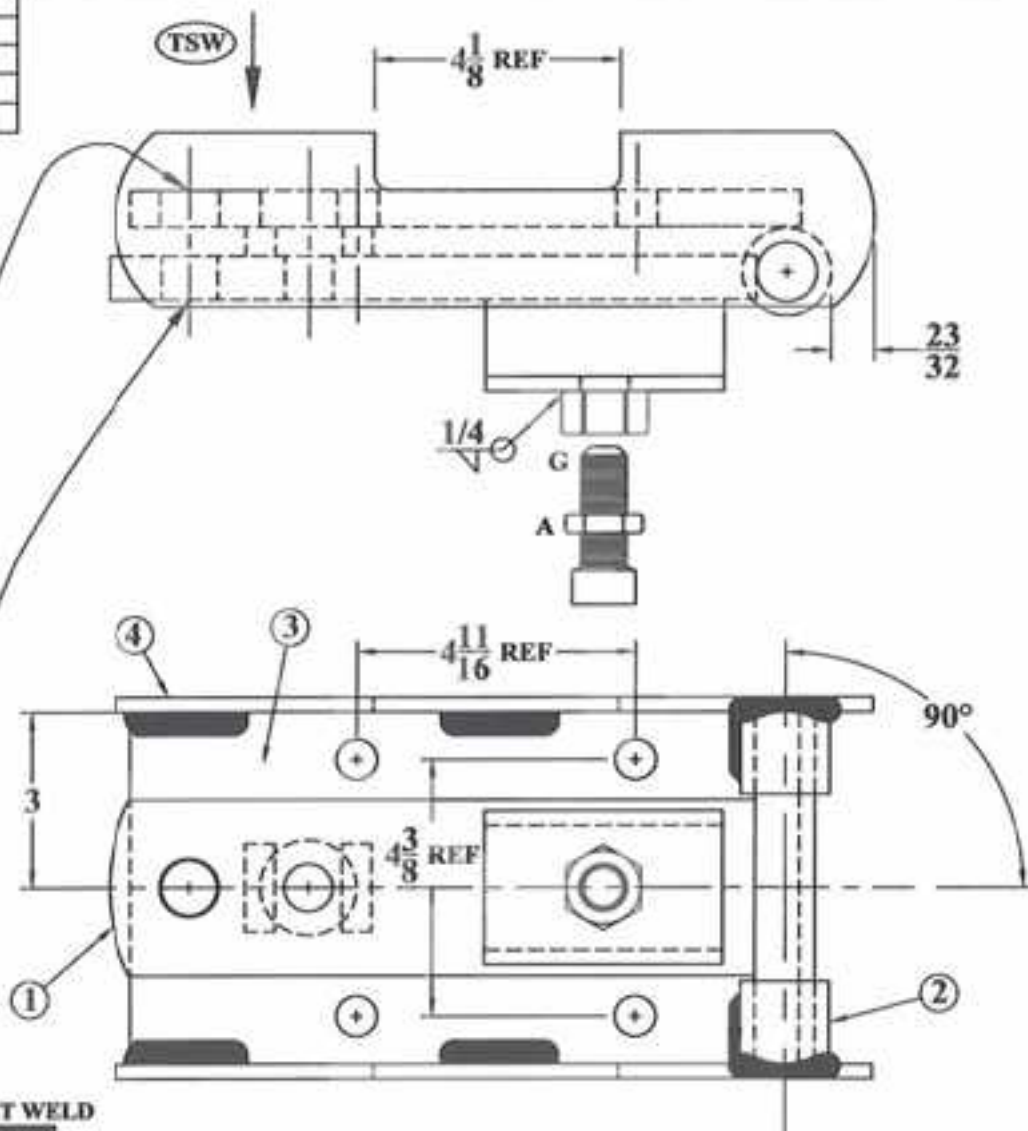
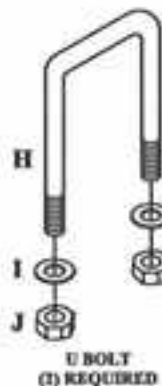
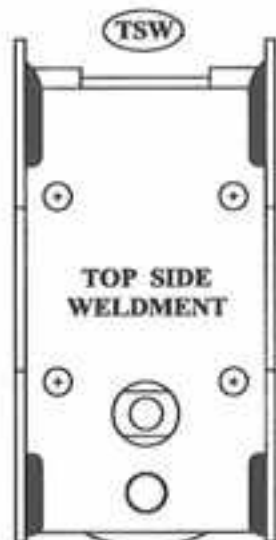
CHECKED BY: -

DATE: -

DESCRIPTION **SPRING CLAMP FOR 4 x 4 TOOLBAR**MATERIAL **WELDMENT**PART NO. **S-1244SLX**

REV. -

ITEM #	QUAN.	PART #	DESCRIPTION
1	1	S1244SL-TW	SPRING CLAMP TONGUE WELDMENT
2	2	S1244SL-HT	HINGE TUBE 1.50"ODx1.02"IDx1 3/8"LONG
3	1	S1244SL-MP	MOUNT PLATE 5/8x5/8x11.5
4	2	S1244SL-TBG	TOOL BAR GUIDE 1/4x12 3/4 SIDE LOCATOR



ITEM #	QUAN.	PART #	DESCRIPTION
A	2	N6J	JAM NUT
B	1	N6	NUT
C	2	MF6H	WASHER
D	2	S1244SL-SPC	CAP
E	1	SPR-1	SPRING
F	1	106-N1	BOLT
G	1	106-R1	SCREW
H	2	AP-505530	U BOLT
I	2	LW5	WASHER
J	2	N5	NUT

-	-	-	-
-	-	-	-
-	-	-	-
-	-	-	-
REV.	BY	DATE	DESCRIPTION

VOLLMER & CO.
OYSTERHOUSE ROVER
0.00 +/- 1/32
0.00 +/- .020
0.000 +/- .005
0.0000 +/- .001
0.0002 +/- 1/2

SHIELD
AGRICULTURAL EQUIPMENT

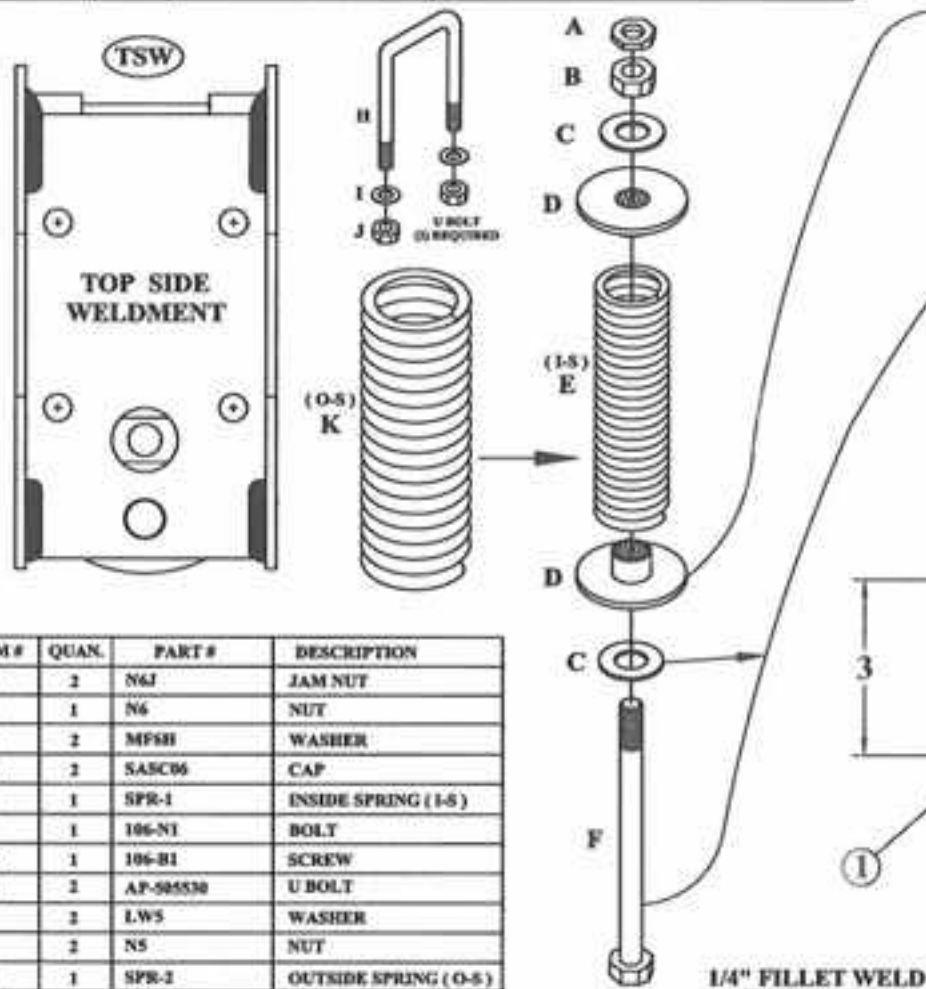
DRAWN BY: ALINK DATE: 12/20/07
CHECKED BY: DATE:

DESCRIPTION: **SPRING CLAMP FOR 6\"/>**

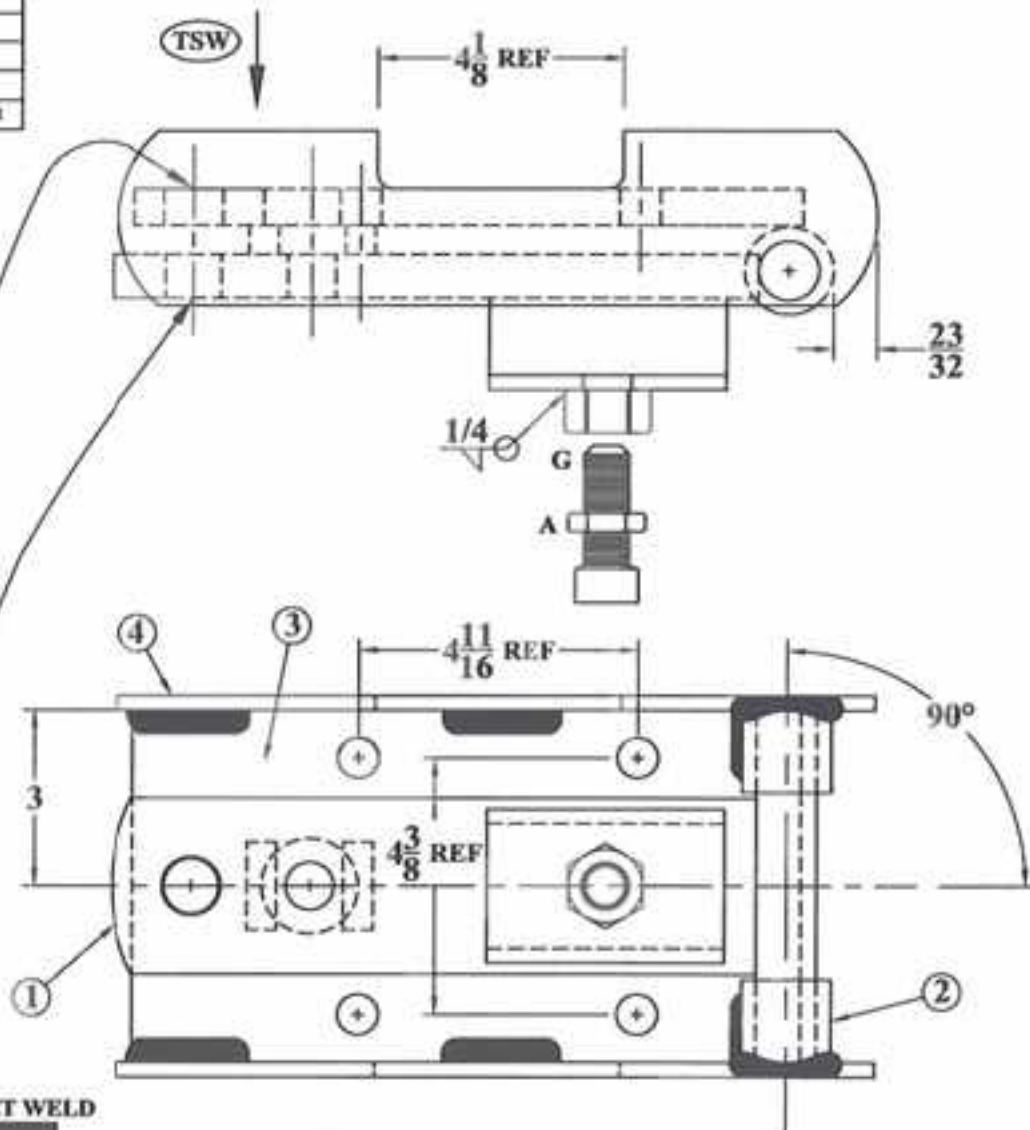
PART NO. **S-1264SL**

REV. -

ITEM #	QUAN.	PART #	DESCRIPTION
1	1	S1244SL-TW	SPRING CLAMP TONGUE WELDMENT
2	2	S1244SL-HT	HINGE TUBE 1.50"ODx1.82"IDx1.38"LONG
3	1	S1244SL-MP	MOUNT PLATE 5.9x6.9x11.5
4	2	S1244SL-TBG	TOOL BAR GUIDE 1/4x3x12 3/4 SIDE LOCATOR



ITEM #	QUAN.	PART #	DESCRIPTION
A	2	N6J	JAM NUT
B	1	N6	NUT
C	2	MF5H	WASHER
D	2	SASC06	CAP
E	1	SPR-1	INSIDE SPRING (1-S)
F	1	106-N1	BOLT
G	1	106-B1	SCREW
H	2	AF-505530	U BOLT
I	2	LW5	WASHER
J	2	N5	NUT
K	1	SPR-2	OUTSIDE SPRING (O-S)



-	-	-	-
-	-	-	-
-	-	-	-
-	-	-	-
REV.	BY	DATE	DESCRIPTION

TOLERANCE UNLESS
OTHERWISE NOTED

0/0 +/- 1/32
0.00 +/- .020
0.000 +/- .005
0.0000 +/- .001
ANGLES +/- 1/2

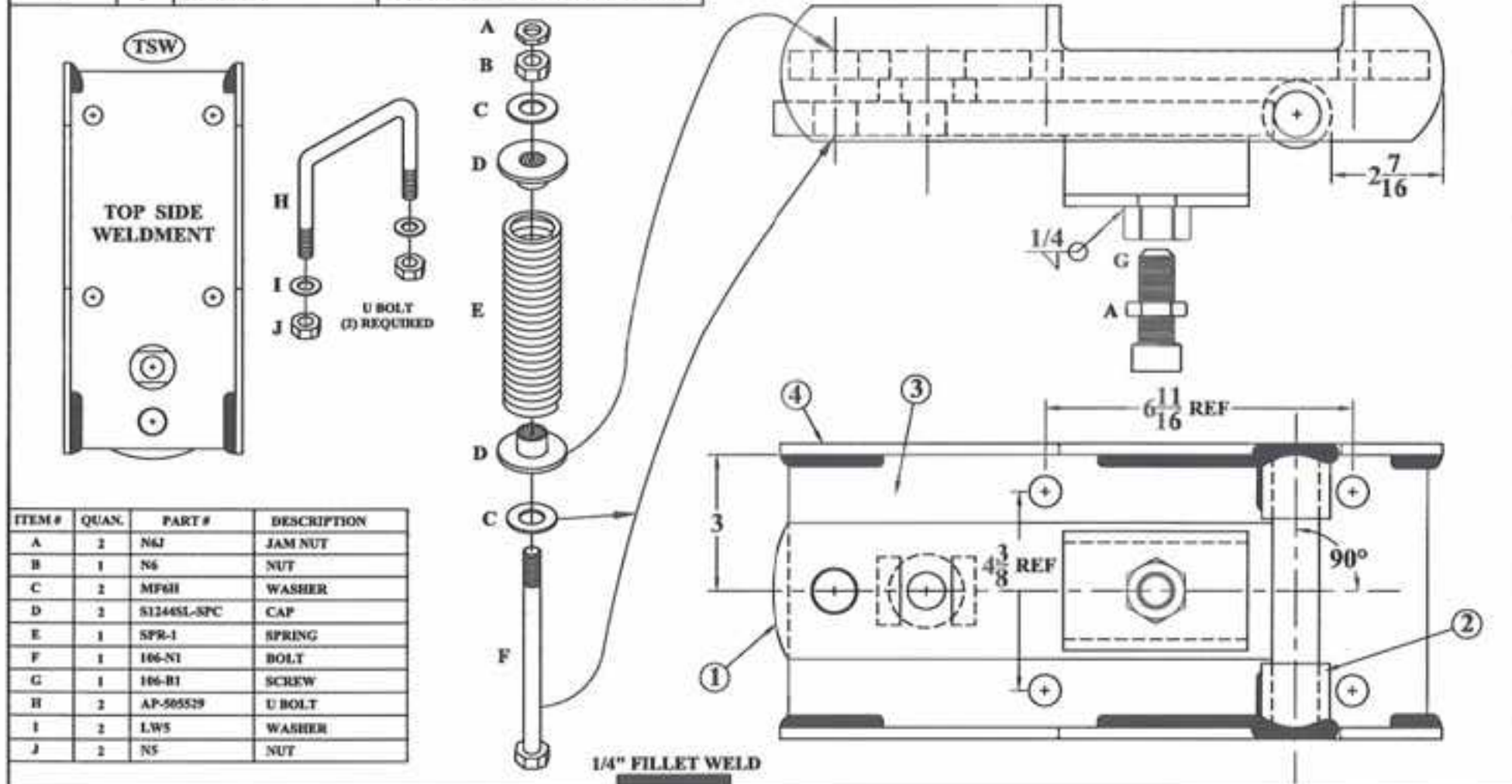
SHIELD
AGRICULTURAL EQUIPMENT

DRAWN BY: **ALINK** DATE: **12/26/07**
CHECKED BY: DATE:

DESCRIPTION: **SPRING CLAMP FOR 6"V x 4" HORIZONTAL TOOLBAR** MATERIAL: **WELDMENT**

PART NO. **S-1264SLX** REV. **-**

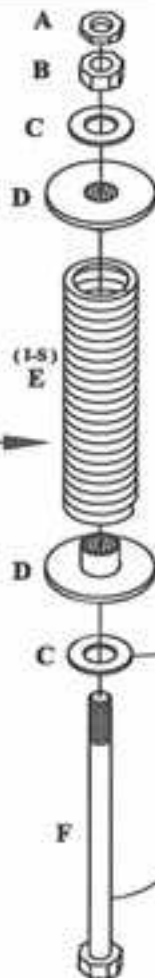
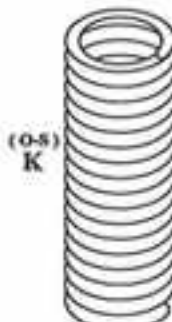
ITEM #	QUAN.	PART #	DESCRIPTION
1	1	S1246SL-TW	SPRING CLAMP TONGUE WELDMENT
2	2	S1246SL-HT	HINGE TUBE 1.58"ODx1.03"IDx1 3/8"LONG
3	1	S1246SL-MP	MOUNT PLATE 5.8x6.8x11.5
4	2	S1246SL-TBG	TOOL BAR GUIDE 1/4x3x14-3/8 SIDE LOCATOR



ITEM #	QUAN.	PART #	DESCRIPTION
A	2	N6J	JAM NUT
B	1	N6	NUT
C	2	MF6H	WASHER
D	2	S1246SL-SPC	CAP
E	1	SPR-1	SPRING
F	1	106-N1	BOLT
G	1	106-B1	SCREW
H	2	AP-505529	U BOLT
I	2	LW5	WASHER
J	2	N5	NUT

-	-	-	-
-	-	-	-
-	-	-	-
-	-	-	-
REV.	BY	DATE	DESCRIPTION
<div> <div>DESCRIPTION</div> <div>SPRING CLAMP FOR 4" V x 6" HORIZONTAL TOOLBAR</div> </div> <div> <div>MATERIAL</div> <div>WELDMENT</div> </div>			
<div> <div>TOLERANCE UNLESS OTHERWISE NOTED</div> <div> <div>0.00 +/- 1/32</div> <div>0.00 +/- .020</div> <div>0.000 +/- .005</div> <div>0.0000 +/- .001</div> <div>ANGLE +/- 1/2</div> </div> </div> <div> <div>SHIELD</div> <div>AGRICULTURAL EQUIPMENT</div> </div> <div> <div>DRAWN BY: ALINK</div> <div>CHECKED BY: -</div> </div> <div> <div>DATE: 12/26/07</div> <div>DATE: -</div> </div>			<div>PART NO.</div> <div>S-1246SL</div> <div>REV.</div> <div>-</div>

ITEM #	QUAN.	PART #	DESCRIPTION
1	1	S1244SL-TW	SPRING CLAMP TONGUE WELDMENT
2	2	S1244SL-HT	HINGE TUBE 1.50"ODx1.02"IDx1 3/8"LONG
3	1	S1246SL-MP	MOUNT PLATE 5/8x6.8x11.5
4	2	S1246SL-TBG	TOOL BAR GUIDE 1/4x3x14-3/8 SIDE LOCATOR



1/4" FILLET WELD

ITEM #	QUAN.	PART #	DESCRIPTION
A	2	N6J	JAM NUT
B	1	N6	NUT
C	2	MF8H	WASHER
D	2	SASC06	CAP
E	1	SPR-1	INSIDE SPRING (I-S)
F	1	106-N1	BOLT
G	1	106-B1	SCREW
H	2	AF-505529	U BOLT
I	2	LW5	WASHER
J	2	N5	NUT
K	1	SPR-2	OUTSIDE SPRING (O-S)

-	-	-	-
-	-	-	-
-	-	-	-
-	-	-	-
REV.	BY	DATE	DESCRIPTION

DESCRIPTION **SPRING CLAMP FOR 4"V x 6" HORIZONTAL TOOLBAR**

MATERIAL **WELDMENT**

TOLERANCE UNLESS
OTHERWISE NOTED

0/0 +/- 1/32
0.00 +/- .020
0.000 +/- .005
0.000 +/- .001
ANGLES +/- 1/2

SHIELD
AGRICULTURAL EQUIPMENT

DRAWN BY: **ALINK**

DATE: **12/26/07**

CHECKED BY:

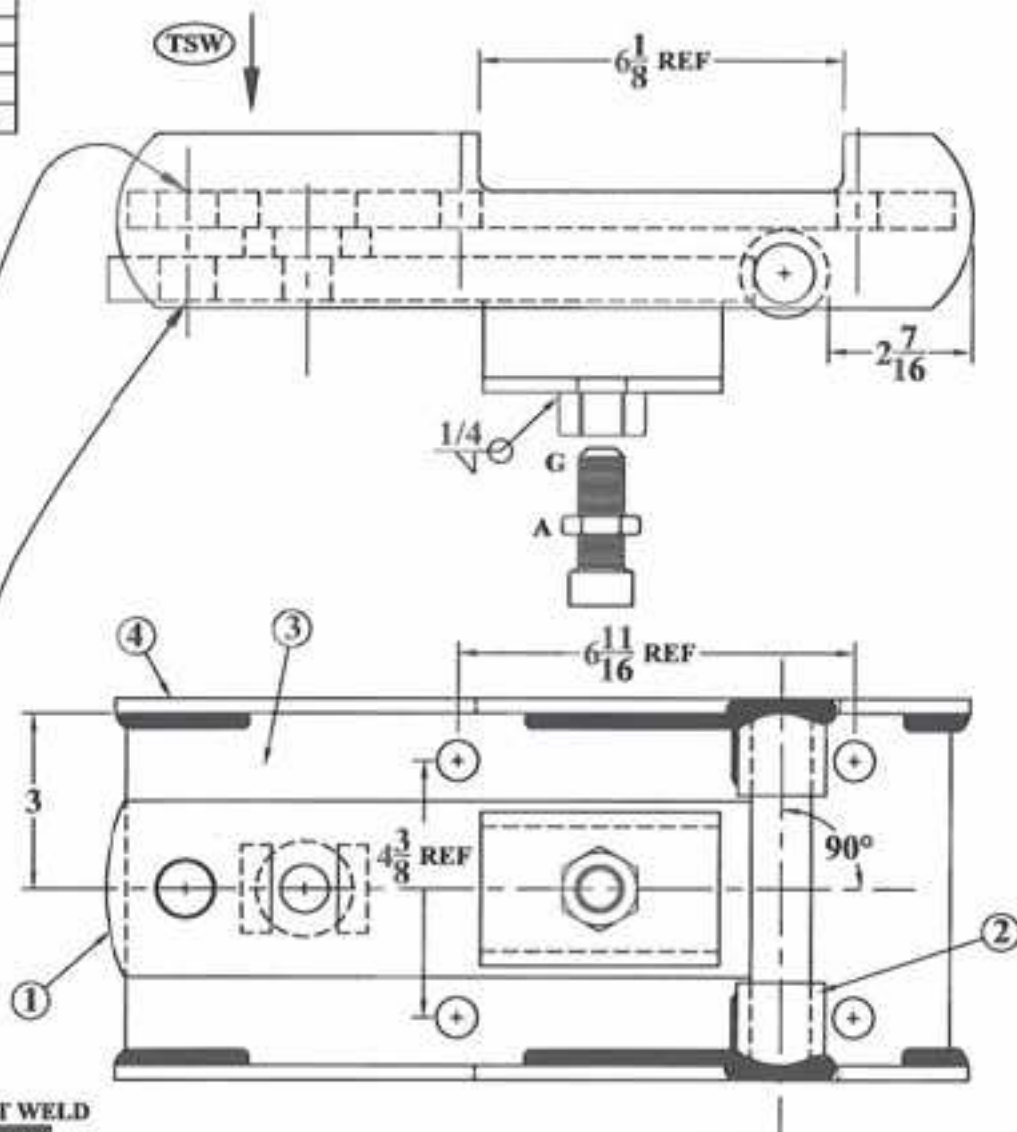
DATE:

PART NO.

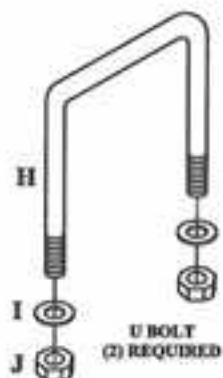
S-1246SLX

REV.

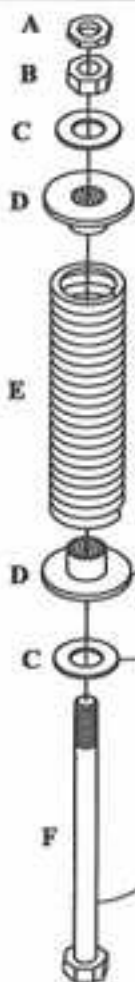
-



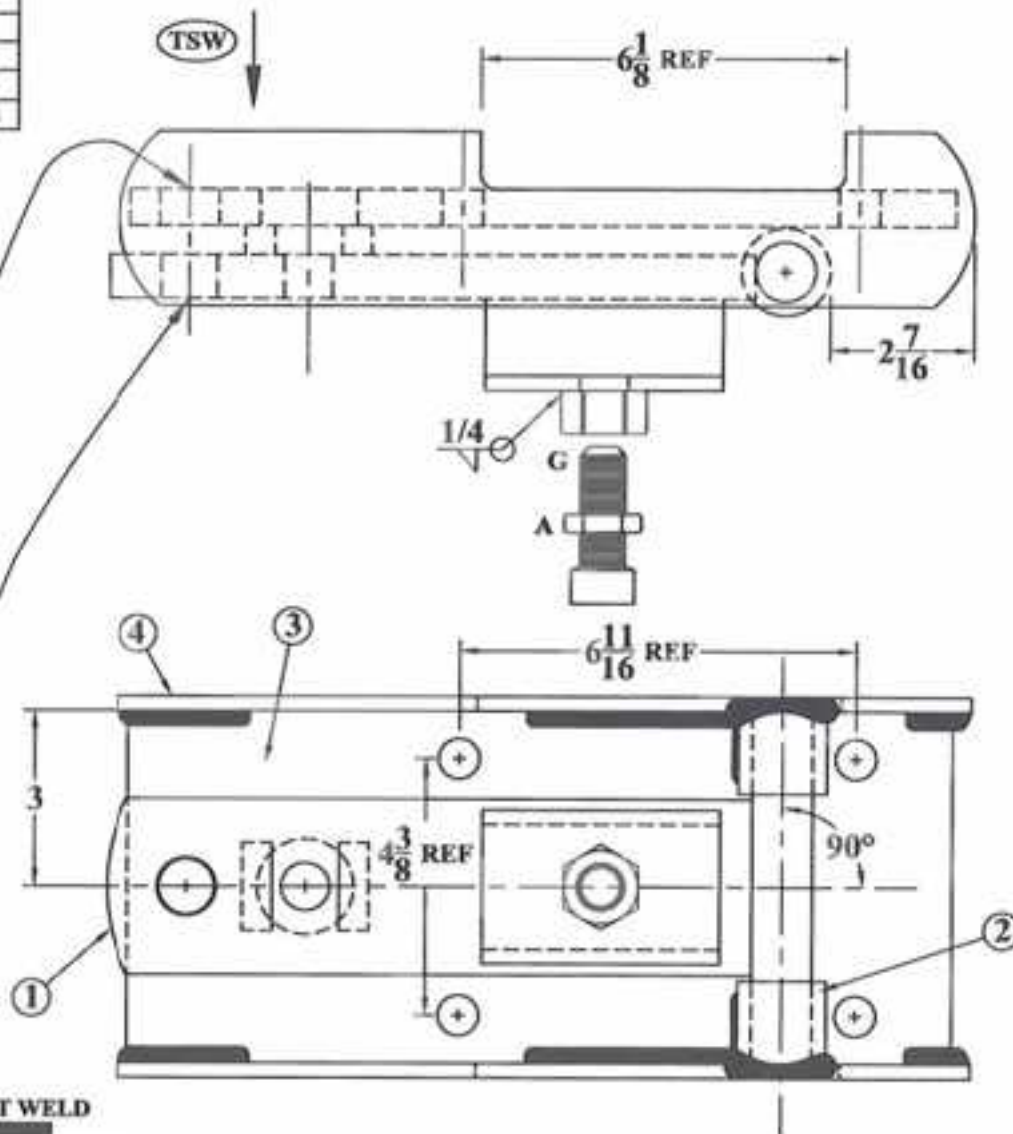
ITEM #	QUAN.	PART #	DESCRIPTION
1	1	S1244SL-TW	SPRING CLAMP TONGUE WELDMENT
2	2	S1244SL-HT	HINGE TUBE 1.50"ODx1.02"IDx1 3/8" LONG
3	1	S1246SL-MP	MOUNT PLATE 5/8x6.0x11.5
4	2	S1246SL-TBG	TOOL BAR GUIDE 1/4x3x14-3/8 SIDE LOCATOR



ITEM #	QUAN.	PART #	DESCRIPTION
A	2	N6J	JAM NUT
B	1	N6	NUT
C	2	MF6H	WASHER
D	2	S1244SL-SPC	CAP
E	1	SPR-1	SPRING
F	1	106-N1	BOLT
G	1	106-H1	SCREW
H	2	AP-505018	U BOLT
I	2	LW5	WASHER
J	2	N5	NUT



1/4" FILLET WELD



-	-	-	-
-	-	-	-
-	-	-	-
-	-	-	-
REV.	BY	DATE	DESCRIPTION

TOLERANCE UNLESS
OTHERWISE NOTED

0/0 +/- 1/32
 0.00 +/- .020
 0.000 +/- .005
 0.0000 +/- .001
 ANGLE +/- 1/2

SHIELD
AGRICULTURAL EQUIPMENT

DRAWN BY: ALINK

DATE: 12/26/07

CHECKED BY:

DATE:

DESCRIPTION **SPRING CLAMP FOR 6 x 6 TOOLBAR**MATERIAL **WELDMENT**PRINT NO. **S-1266SL**

REV. -

ITEM #	QUAN.	PART #	DESCRIPTION
A	2	N6J	JAM NUT
B	1	N4	NUT
C	2	MF6H	WASHER
D	2	SASC86	CAP
E	1	SPR-1	INSIDE SPRING (I-S)
F	1	106-N1	BOLT
G	1	106-B1	SCREW
H	2	AP-505018	U BOLT
I	2	LW5	WASHER
J	2	N5	NUT
K	1	SPR-2	OUTSIDE SPRING (O-S)

-	-	-	-
-	-	-	-
-	-	-	-
-	-	-	-
REV.	BY	DATE	DESCRIPTION

DESCRIPTION	QTY	UNIT	PRICE	TOTAL
SPRING CLAMP FOR 6 x 6 TOOLBAR				

WELDMENT

TOLERANCE UNLESS
OTHERWISE NOTED $\frac{b}{a} \approx \frac{1}{\sqrt{3}}$

0.00 +/-. 0.00

0.000 + f. 000

 0.0000 ± 0.0001

ANGLE $\theta = 45^\circ$

SHIELD

DESIGNED BY: **ALIVIK**

DATE: 12\26\67

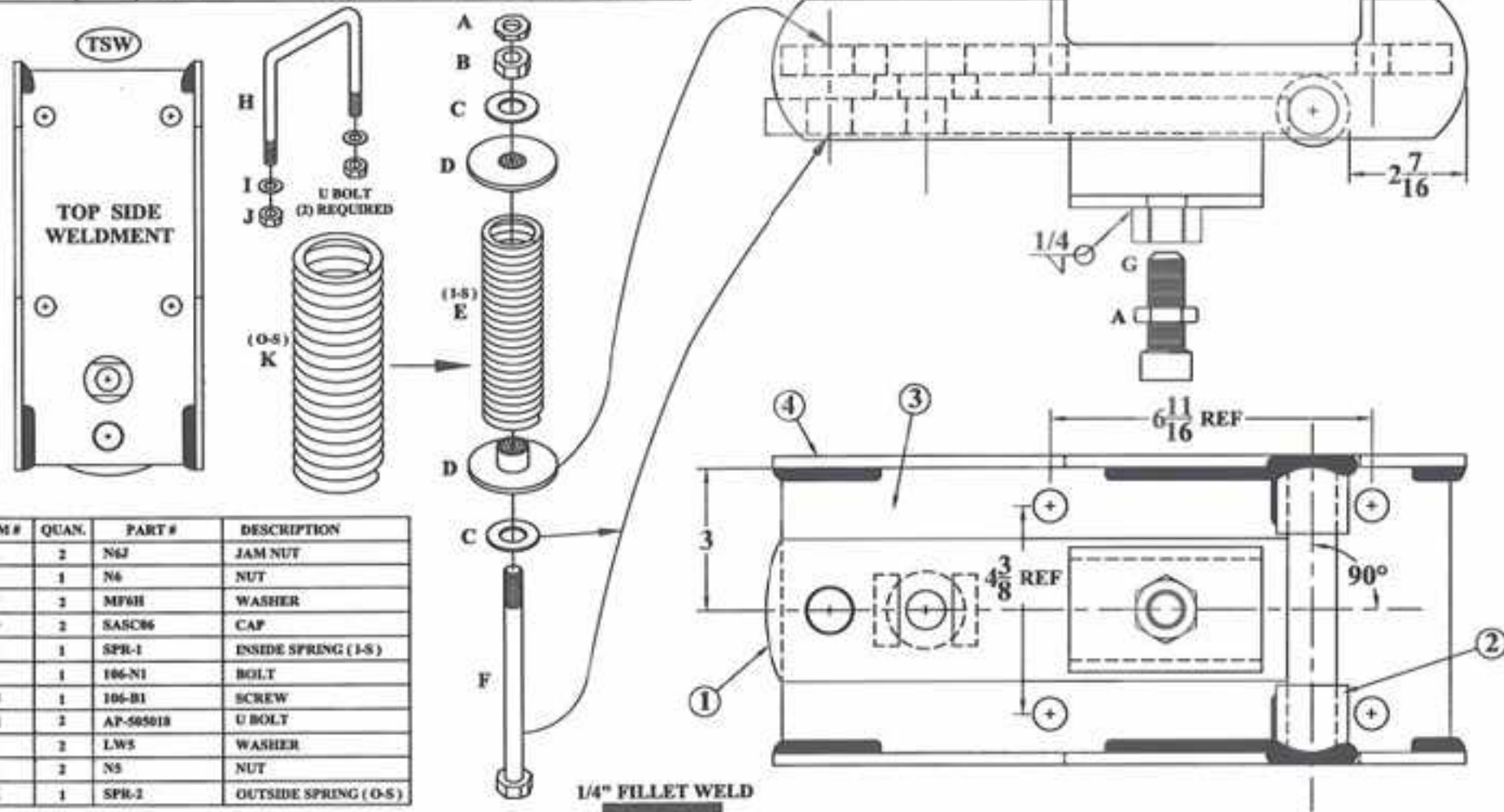
CHICAGO, ILL.

DATE:

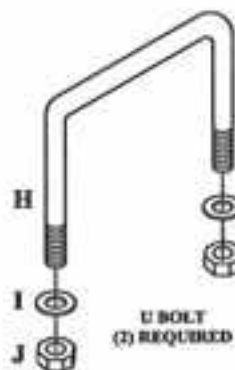
PARTY NO.

S-1266SLX

NEW



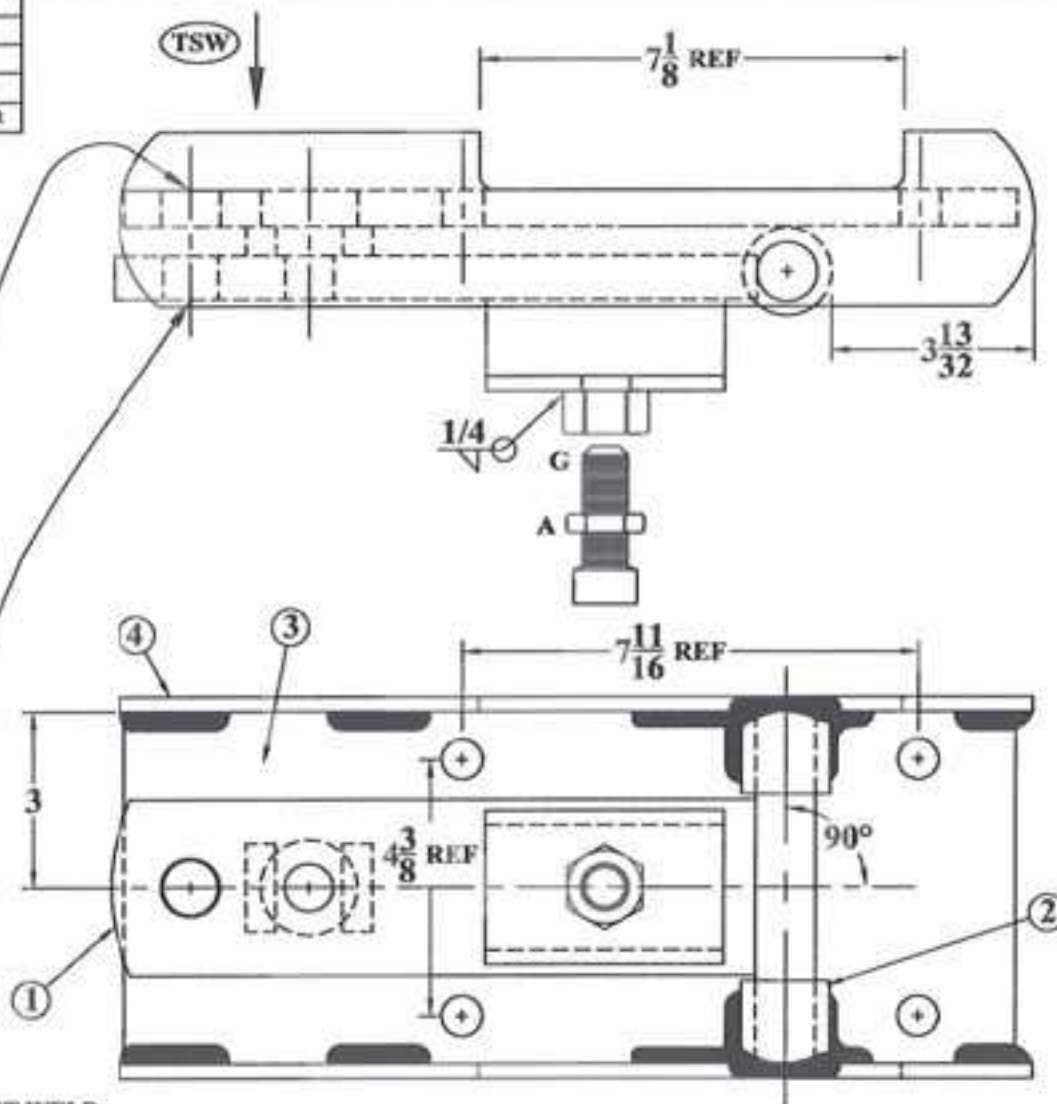
ITEM #	QUAN.	PART #	DESCRIPTION
1	1	S1244SL-TW	SPRING CLAMP TONGUE WELDMENT
2	2	S1244SL-HT	HINGE TUBE 1.50"ODx1.02"IDx1 3/8"LONG
3	1	S1257SL-MP	MOUNT PLATE 5/8x6.8x11.5
4	2	S1257SL-TBG	TOOL BAR GUIDE 1/4x15-3/8 SIDE LOCATOR



ITEM #	QUAN.	PART #	DESCRIPTION
A	2	N6J	JAM NUT
B	1	N6	NUT
C	2	MP6H	WASHER
D	2	S1244SL-SPC	CAP
E	1	SPR-1	SPRING
F	1	106-N1	BOLT
G	1	106-B1	SCREW
H	2	AP-500537	U BOLT
I	2	LW5	WASHER
J	2	N5	NUT



1/4" FILLET WELD



-	-	-	-
-	-	-	-
-	-	-	-
-	-	-	-
REV.	BY	DATE	DESCRIPTION

TOLERANCE UNLESS OTHERWISE NOTED

0/0 +/- 1/32
0.00 +/- .020
0.000 +/- .005
0.0000 +/- .001
HOLE +/- 1/2

SHIELD
ADDITIONAL EQUIPMENT

DRAWN BY: ALINK

DATE: 12/26/07

CHECKED BY: -

DATE: -

DESCRIPTION

SPRING CLAMP FOR 5"V x 7" HORIZONTAL TOOLBAR

MATERIAL

WELDMENT

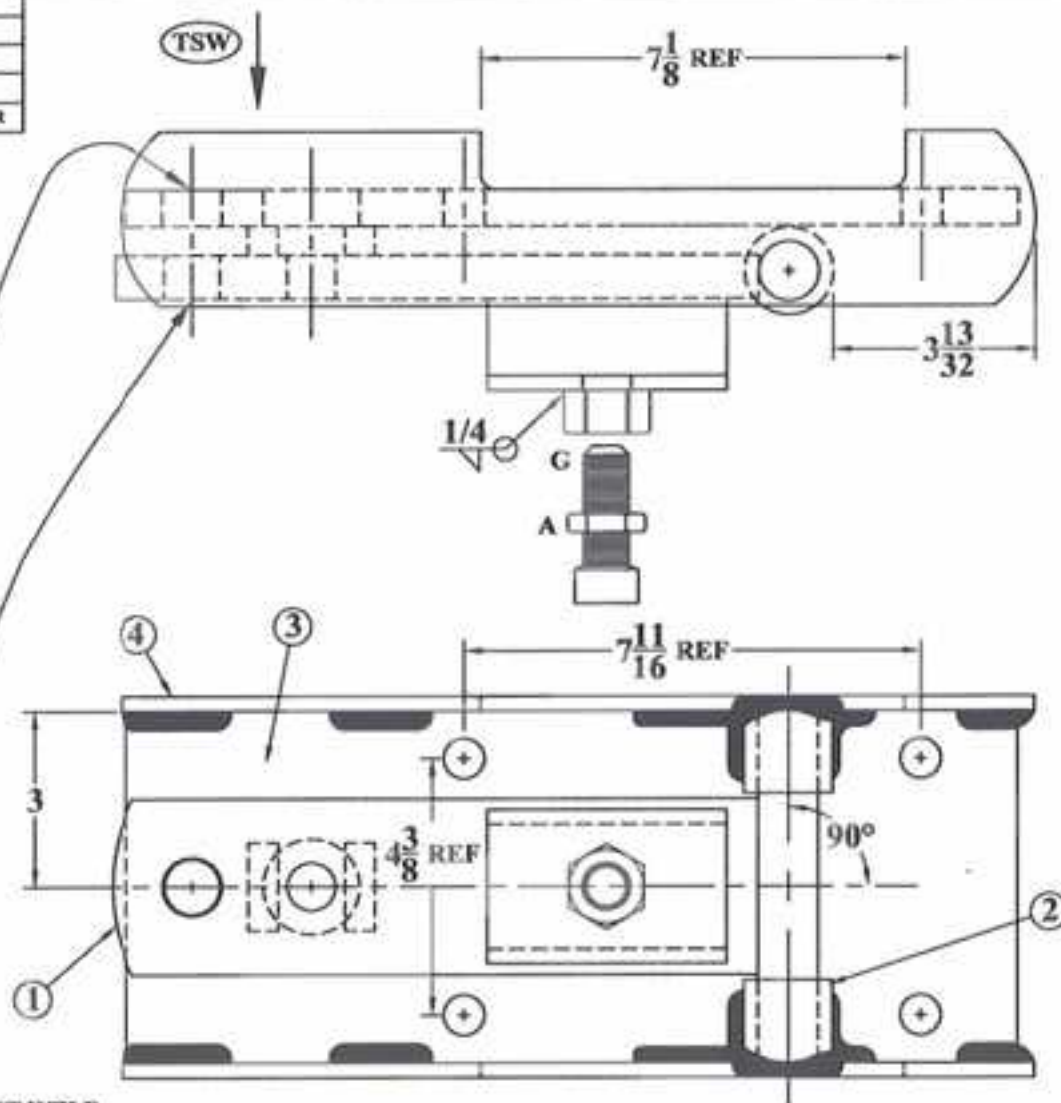
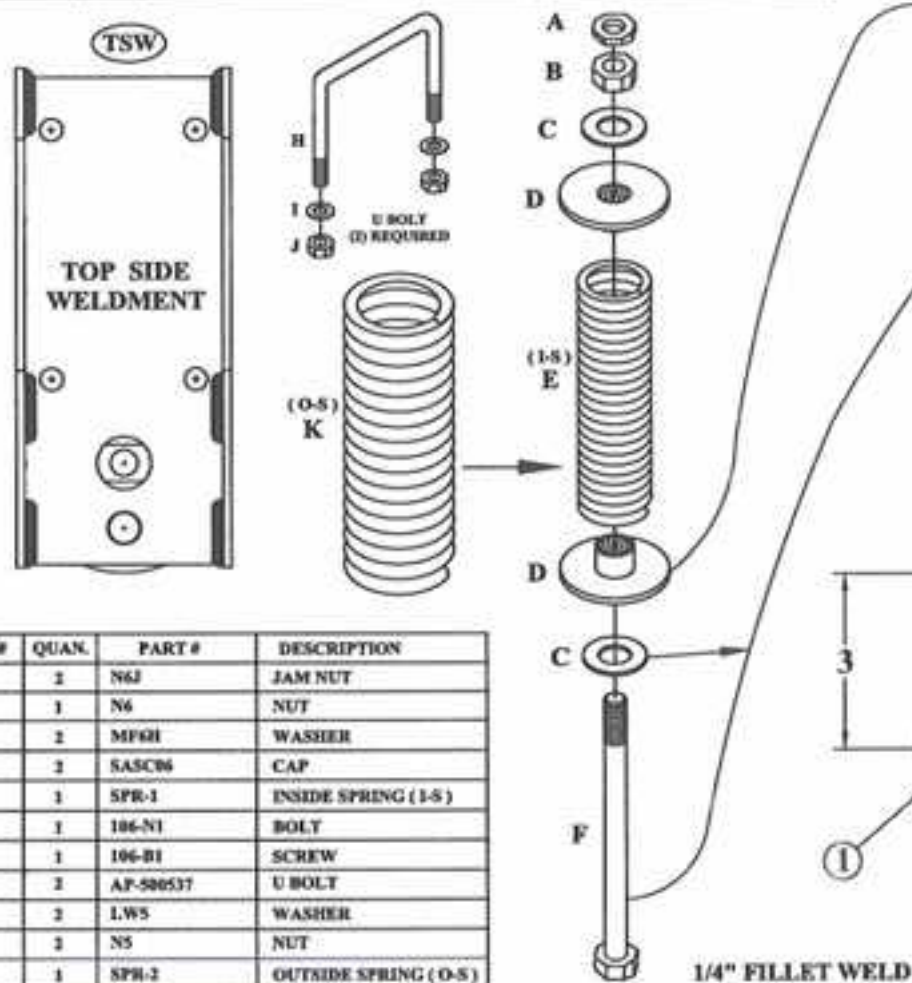
PART NO.

S-1257SL

REV.

-

ITEM #	QUAN.	PART #	DESCRIPTION
A	2	N6J	JAM NUT
B	1	N6	NUT
C	2	MFQH	WASHER
D	2	SASC06	CAP
E	1	SPR-1	INSIDE SPRING (I-S)
F	1	106-N1	BOLT
G	1	106-B1	SCREW
H	2	AP-500537	U BOLT
I	2	LW5	WASHER
J	2	N5	NUT
K	1	SPR-2	OUTSIDE SPRING (O-S)



-	-	-	-
-	-	-	-
-	-	-	-
-	-	-	-
REV.	BY	DATE	DESCRIPTION

0.0 +/ 1/32
0.00 +/ .020
0.000 +/ .005
0.0000 +/ .001
ANAL +/ 1/2

SHIELD

101

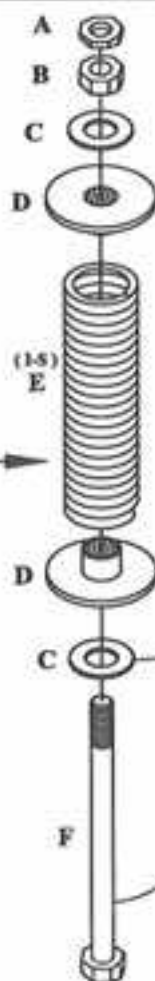
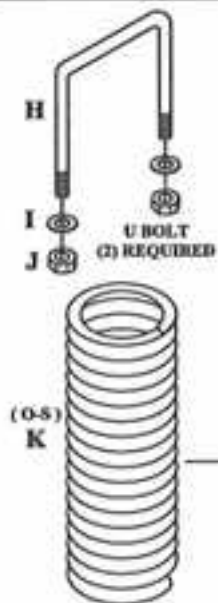
SPRING CLAMP FOR 5"V x 7" HORIZONTAL TOOLBAR

WELDMENT

S-1257SLK

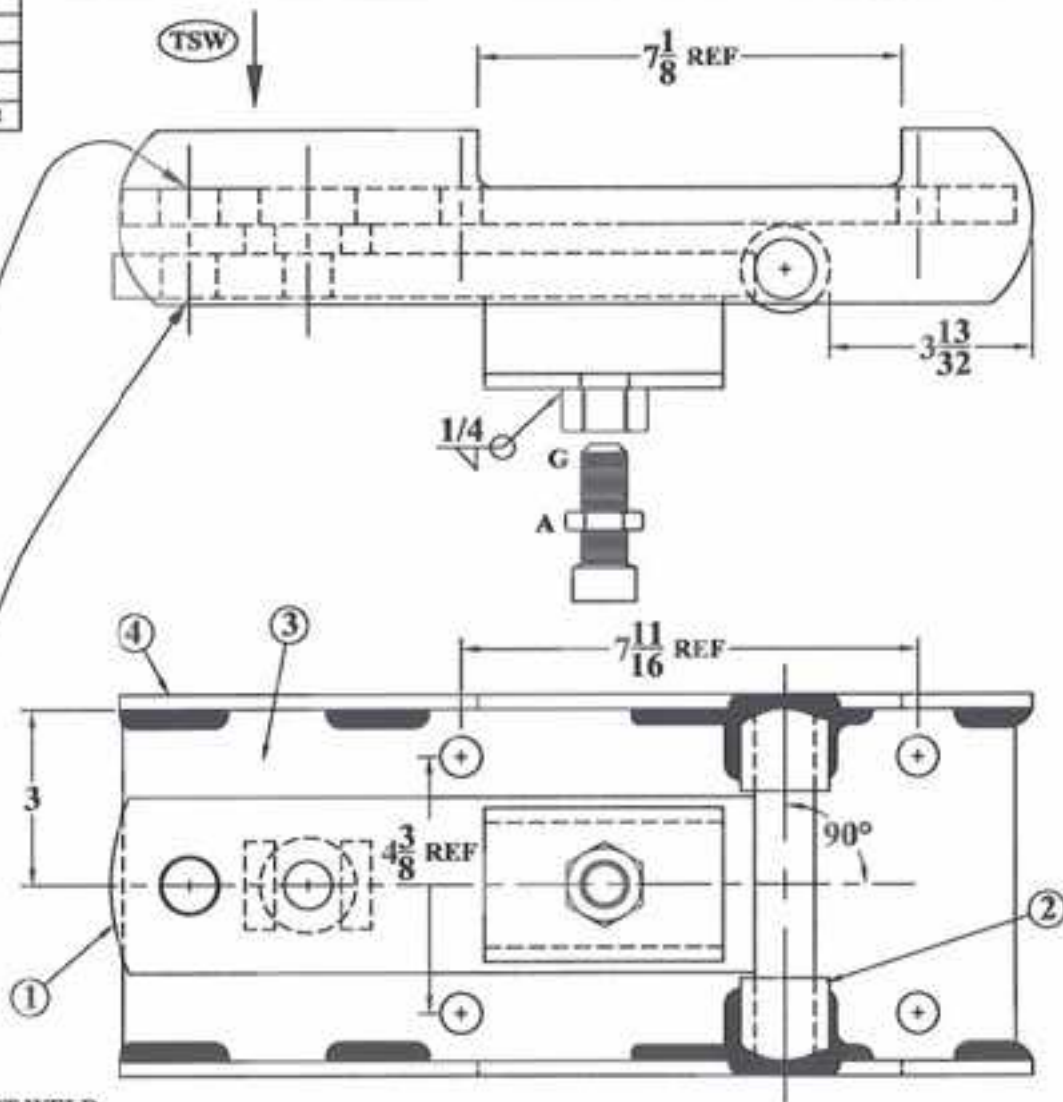
INDEX

ITEM #	QUAN.	PART #	DESCRIPTION
1	1	S1244SL-TW	SPRING CLAMP TONGUE WELDMENT
2	2	S1244SL-HT	HINGE TUBE 1.59"ODx1.82"IDx1 3/8"LONG
3	1	S1257SL-MP	MOUNT PLATE 5/8x6.8x11.5
4	2	S1257SL-TBG	TOOL BAR GUIDE 1/4x3x15-3/8 SIDE LOCATOR



ITEM #	QUAN.	PART #	DESCRIPTION
A	2	N6J	JAM NUT
B	1	N6	NUT
C	2	MF6H	WASHER
D	2	SASC06	CAP
E	1	SPR-1	INSIDE SPRING (1-5)
F	1	106-N1	BOLT
G	1	106-B1	SCREW
H	2	AP-500538	U BOLT
I	2	LW5	WASHER
J	2	N5	NUT
K	1	SPR-2	OUTSIDE SPRING (O-S)

1/4" FILLET WELD



REV.	BY	DATE	DESCRIPTION
-	-	-	-
-	-	-	-
-	-	-	-
-	-	-	-

TOLERANCE UNLESS OTHERWISE NOTED

0/0 +/- 1/32
0.00 +/- .020
0.000 +/- .005
0.0000 +/- .001
ANGLES +/- 1/2

SHIELD
AGRICULTURAL EQUIPMENT

DRAWN BY: ALINK

DATE: 12/26/07

CHECKED BY: -

DATE: -

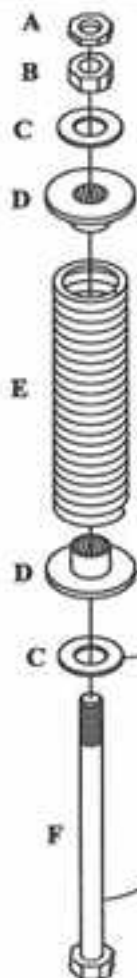
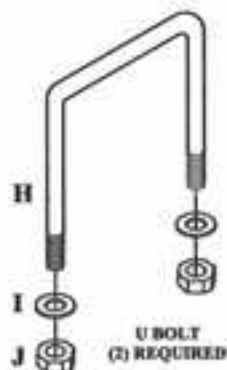
DESCRIPTION **SPRING CLAMP FOR 7 x 7 TOOLBAR**

MATERIAL **WELDMENT**

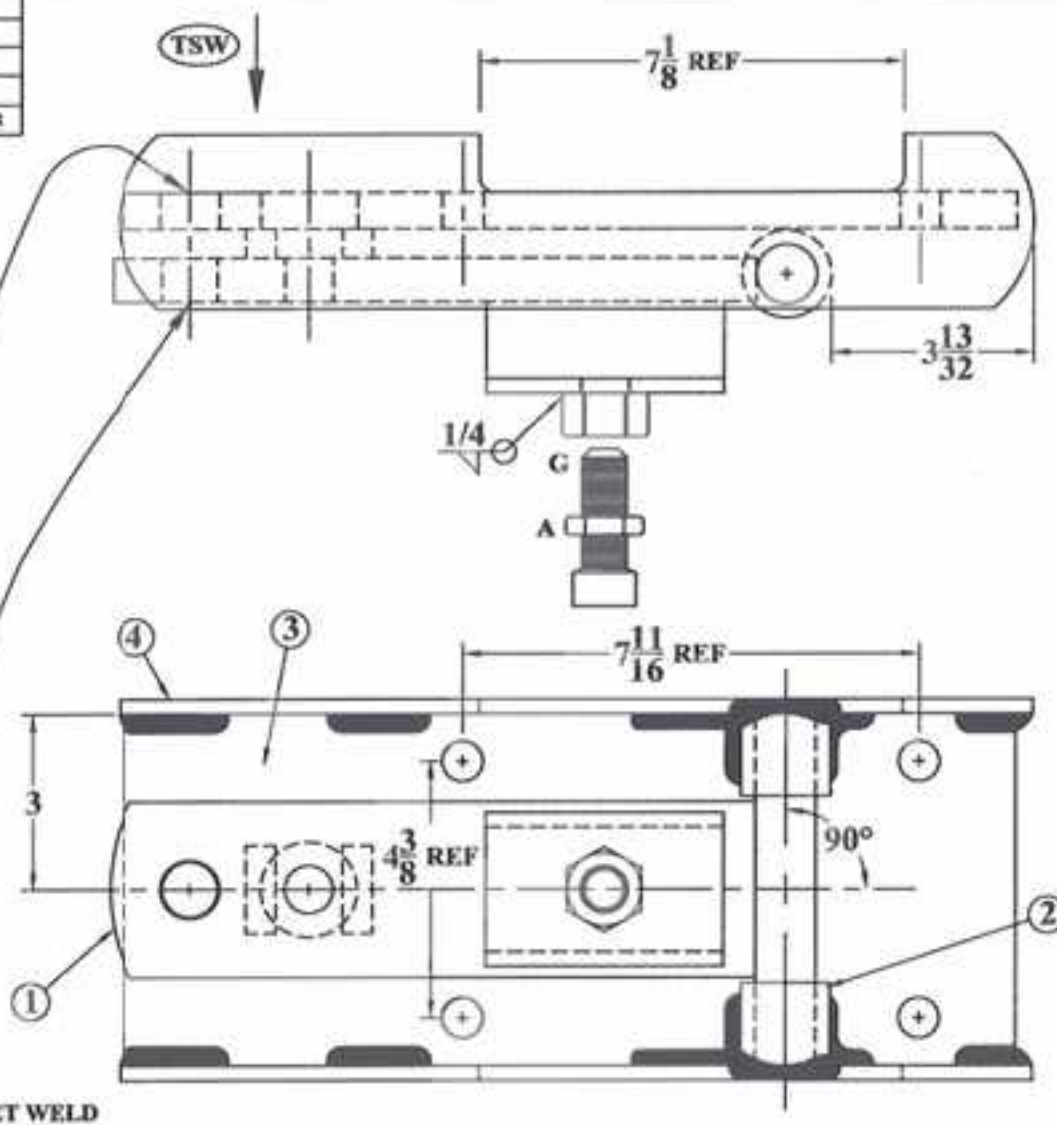
PART NO. **S-1277SLX**

REV. -

ITEM #	QUAN.	PART #	DESCRIPTION
1	1	S1244SL-TW	SPRING CLAMP TONGUE WELDMENT
2	2	S1244SL-HT	HINGE TUBE 1.50"ODx1.82"IDx1 3/8"LONG
3	1	S1257SL-MP	MOUNT PLATE 58x68x11.5
4	2	S1257SL-TBG	TOOL BAR GUIDE 1/4x15-3/8 SIDE LOCATOR



ITEM #	QUAN.	PART #	DESCRIPTION
A	2	N6J	JAM NUT
B	1	N6	NUT
C	2	MF6H	WASHER
D	2	S1244SL-SPC	CAP
E	1	SPR-1	SPRING
F	1	106-N1	BOLT
G	1	106-B1	SCREW
H	2	AP-500538	U BOLT
I	2	LW5	WASHER
J	2	N5	NUT



REV.	BY	DATE	DESCRIPTION

TOLERANCE UNLESS
OTHERWISE NOTED

0/0 +/- 1/32
0.00 +/- .020
0.000 +/- .005
0.0000 +/- .001
HOLE +/- 1/2

SHIELD
AGRICULTURAL EQUIPMENT

DRAWN BY: **ALINK**

DATE: **12/26/07**

CHECKED BY: **-**

DATE: **-**

DESCRIPTION **SPRING CLAMP FOR 7 x 7 TOOLBAR**

MATERIAL **WELDMENT**

PART NO. **S-1277SL**

REV. **-**

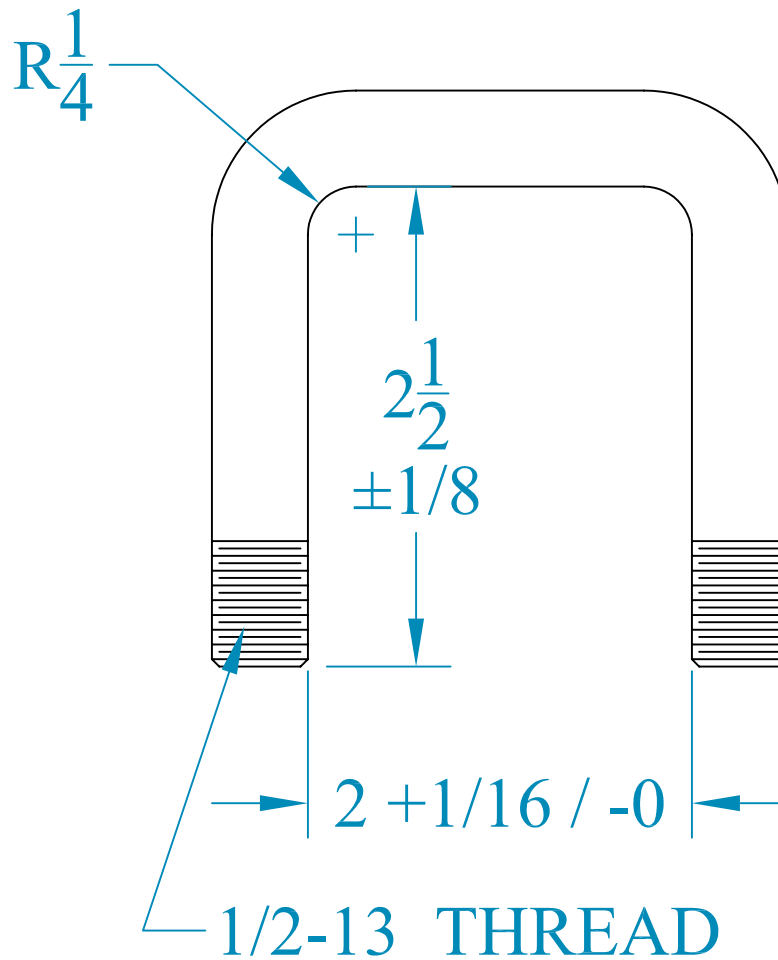
U-bolts for Row Units

ShieldAg 800-798-1968

NOTE: All U-bolts come with Nuts and Lockwashers

Part Number	Size	For This Size Toolbar	Weight Lbs
		VERTICAL size listed first	
AP-505525	1/2 X 2 X 2-1/2	Berm conditioner U-bolt	0.8
AP-500529	5/8 X 5-1/2 X 4	4 X 4	1.1
AP-505530	5/8 X 7-1/2 X 4	6 X 4 (6" vertical X 4" horizontal)	1.2
AP-505529	5/8 X 5-1/2 X 6	4 X 6 (4" vertical X 6" horizontal)	1.3
AP-505018	5/8 X 7-1/2 X 6	6 X 6	1.7
AP-500537	5/8 X 6-1/2 X 7	5 X 7 (5" vertical X 7" horizontal)	1.8
AP-500538	5/8 X 8-1/2 X 7	7 X 7	1.7
AP-500534	3/4 X 7-1/2 X 2	6 X 2 (6" vertical X 2" horizontal)	1.9
AP-500531	3/4 X 5-1/2 X 4	4 X 4	1.7
AP-500532	3/4 X 7-1/2 X 4	6 X 4 (6" vertical X 4" horizontal)	2.1
AP-505532	3/4 X 5-1/2 X 6	4 X 6 (4" vertical X 6" horizontal)	1.9
AP-505126	3/4 X 6-1/2 X 5	5 X 5	2.0
AP-500533	3/4 X 7-1/2 X 6	6 X 6	2.4
AP-500535	3/4 X 6-1/2 X 7	5 X 7 (5" vertical X 7" horizontal)	2.3
AP-505128	3/4 X 8-1/2 X 5	7 X 5 (7" vertical X 5" horizontal)	2.1
AP-510755	3/4 X 8-1/2 X 7	7 X 7	2.7

ALL ShieldAg U-bolts are MADE IN USA and meet Grade 5 specifications
U-bolts are all plated and are furnished with nuts and lockwashers




GEN. NOTES:
USE STANDARD ASME THREAD LENGTH
ZINC PLATE ANY COLOR

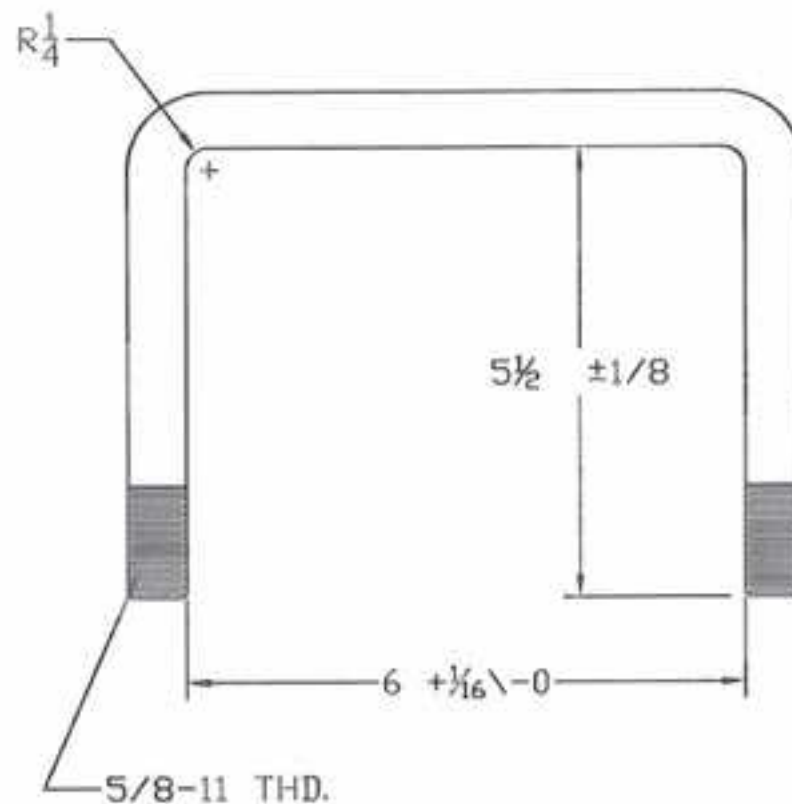
AP-505525 **A**

-	-	-	-	TOLERANCE UNLESS OTHERWISE NOTED 0/0 +/- 1/32 0.00 +/- .020 0.000 +/- .005 0.0000 +/- .001 ANGLE +/- 1/2	<div>SHIELD</div> AGRICULTURAL EQUIPMENT	
-	-	-	-			
-	-	-	-			
-	-	-	-			
REV.	BY	DATE	DESCRIPTION		DRAWN BY: ALBRIGHT	DATE: 11/18/02
					CHECKED BY: -	DATE: -
DESCRIPTION 1/2 x 2 x 2 1/2 U-BOLT				MATERIAL 1/2" Grade 5 bolt material	PART NO. AP-505525	REV. A

GEN. NOTES:
USE STANDARD ASME THREAD LENGTH
ZINC PLATE-ANY COLOR

FOR 6 X 4 BAR MOUNT


-	-	-	-	TOLERANCE UNLESS OTHERWISE NOTED 0/0 +/- 1/32 0.00 +/- .010 0.000 +/- .005 0.0000 +/- .001 .0006 +/- 1/2		DRAWN BY: ALDRIGHT DATE: 7/29/05	CHECKED BY: _____ DATE: _____	PART NO. AP-505530	REV.
-	-	-	-						
-	-	-	-						
-	-	-	-						
-	-	-	-						
REV.	BY	DATE	DESCRIPTION						
DESCRIPTION 5/8 X 4 X 7 1/2 U-BOLT				MATERIAL GR 5				PART NO. AP-505530	REV.




GEN. NOTES:
 USE STANDARD ASME THREAD LENGTH
 ZINC PLATED-ANY COLOR

-	-	-	-	TOLERANCE UNLESS OTHERWISE NOTED 0/0 +/- 1/32 0.00 +/- .010 0.000 +/- .005 0.0000 +/- .001 ANGLES +/- 1/2	SHIELD AGRICULTURAL EQUIPMENT
-	-	-	-		
-	-	-	-		
-	-	-	-		
-	-	-	-		
REV.	BY	DATE	DESCRIPTION	DRAWN BY: ALBRIGHT CHECKED BY:	DATE: 7/29/05 DATE:
DESCRIPTION 5/8 U-BOLT FOR 6 X 4 BAR				MATERIAL GR 5	PART NO. AP-505529
					REV. -

GEN. NOTES:
USE STANDARD ASME THREAD LENGTH
ZINC PLATE-ANY COLOR

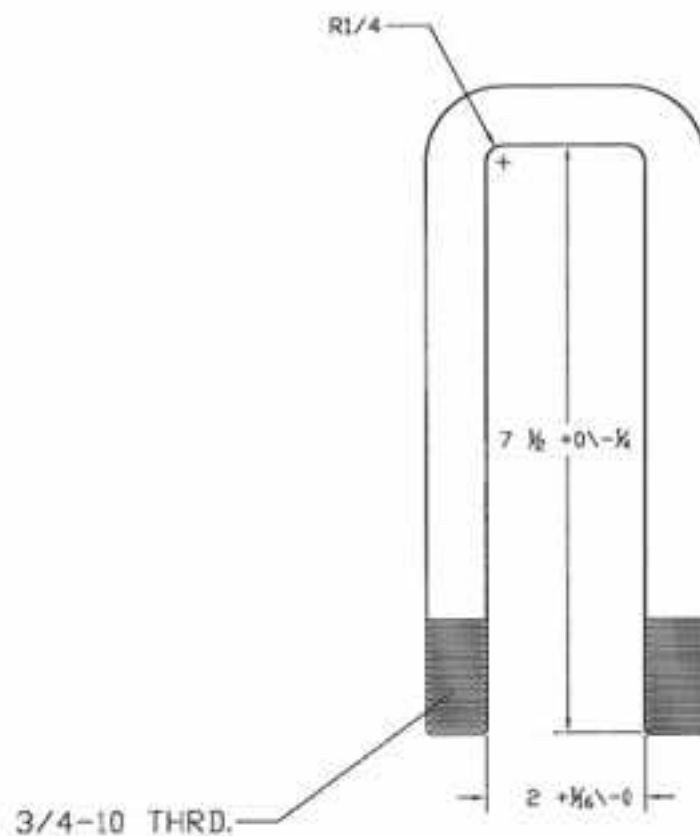
-	-	-	-	TOLERANCE LIMITS OTHERWISE NOTED 0/0 +/- 1/32 0.00 +/- .000 0.000 +/- .000 0.0000 +/- .001 .0000 +/- 1/2		SERIAL BY: - CHECKED BY: -	DATE: 8/31/00 DATE: -
-	-	-	-				
-	-	-	-				
A	BA	11/7/07	CHANGED THE LEG LENGTH FROM 7 1/4 TO 7 3/8. NEW TITLE BLOCK				
REV.	BY	DATE	DESCRIPTION				
DESCRIPTION 5/8 U-BOLT FOR 6 X 6 TOOLBAR				MATERIALS GR 5	PART NO. AP-505018		REV. A

GEN. NOTES:
USE STANDARD ASME THREAD LENGTH
ZINC PLATE-ANY COLOR

-	-	-	-	TOLERANCE UNLESS OTHERWISE NOTED 0/0 +/- 1/32 0.00 +/- .020 0.000 +/- .005 0.0000 +/- .001 ANGLES +/- 1/2		DRAWN BY: ALBRIGHT DATE: 8/30/00 CHECKED BY: DATE:
-	-	-	-			
-	-	-	-			
-	-	-	-			
-	-	-	-			
REV.	BY	DATE	DESCRIPTION			
DESCRIPTION 5\8 U-BOLT FOR 5 X 7 BAR				MATERIAL GR 5	PART NO. AP-500537	REV. -

GEN. NOTES:
USE STANDARD ASME THREAD LENGTH
ZINC PLATE-ANY COLOR

-	-	-	-	YOUR PRICE CHANGES OVERRIDE ARE NOTED 0/0 +/- 1/32 0.00 +/- .020 0.000 +/- .005 0.0000 +/- .001 .0000 +/- 1/2	<div style="text-align: center;"> SHIELD CONSTRUCTION EQUIPMENT </div>	ORDER BY: ALBRIGHT DATE: 9/14/07 CHECKED BY: - DATE: -
-	-	-	-			
-	-	-	-			
-	-	-	-			
-	-	-	-			
REV.	BY	DATE	DESCRIPTION			
DESCRIPTION 5/8 U-BOLT FOR 7 X 7 TOOLBAR				MATERIAL GR 5	PROJ NO. AP-500538	REV. -




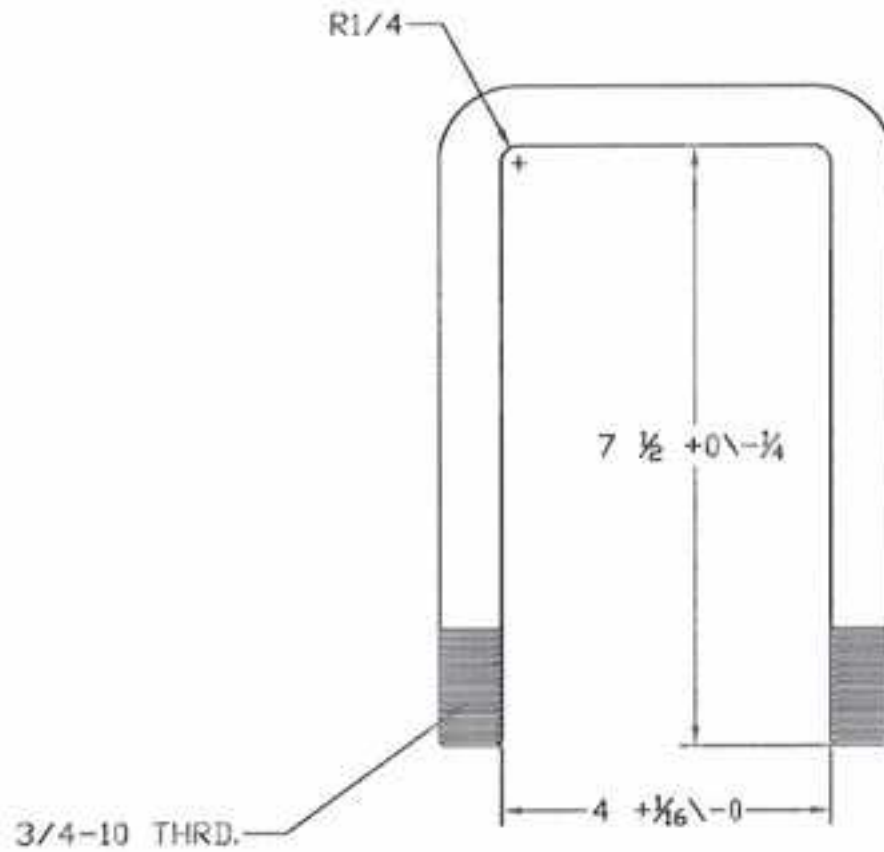
FOR 6 x 2 BAR MOUNT

GEN. NOTES:
USE STANDARD ASME THREAD LENGTH
ZINC PLATE-ANY COLOR

-	-	-	-	TOLERANCE UNLESS OTHERWISE NOTED 0/0 +/- 1/32 0.00 +/- .020 0.000 +/- .005 0.0000 +/- .001 ANGLE +/- 1/2	SHIELD AGRICULTURAL EQUIPMENT
-	-	-	-		
-	-	-	-		
-	-	-	-		
REV.	BY	DATE	DESCRIPTION	DRAWN BY: SHORES CHECKED BY: -	DATE: 6/26/08 DATE: -
DESCRIPTION ADU U-BOLT 6 X 2 TOOLBAR			MATERIAL GR 5	PART NO. AP-500534	REV. -

GEN. NOTES:
USE STANDARD ASME THREAD LENGTH
ZINC PLATE-ANY COLOR

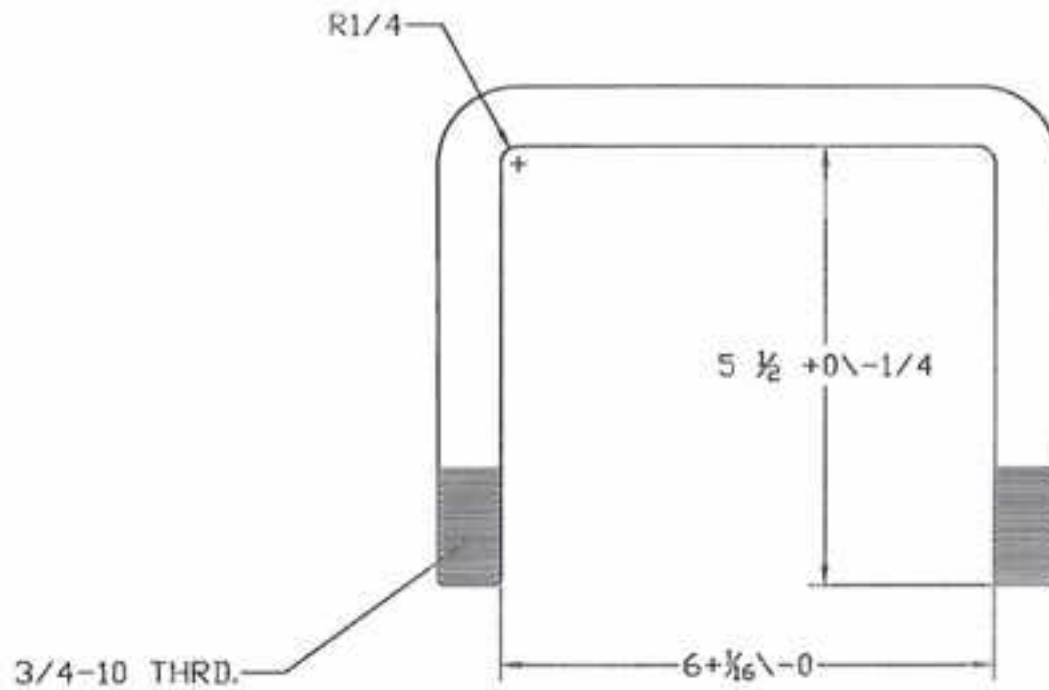
-	-	-	-	TOOLBAR CHARS 010000000000 0/0 +/- 1/32 0.00 +/- .000 0.000 +/- .000 0.000 +/- .001 0.000 +/- 1/2		DRWN BY: ALBRIGHT CHKD BY: -	DATE: 3/22/04 DATE: -
-	-	-	-				
-	-	-	-				
-	-	-	-				
-	-	-	-				
QTY	BY	DATE	DESCRIPTION				
DESCRIPTION				MATERIAL	PART NO.	REV.	
ADU U-BOLT 4 X 4 TOOLBAR				GR 5	AP-500531	-	



FOR 6 x 4 BAR MOUNT

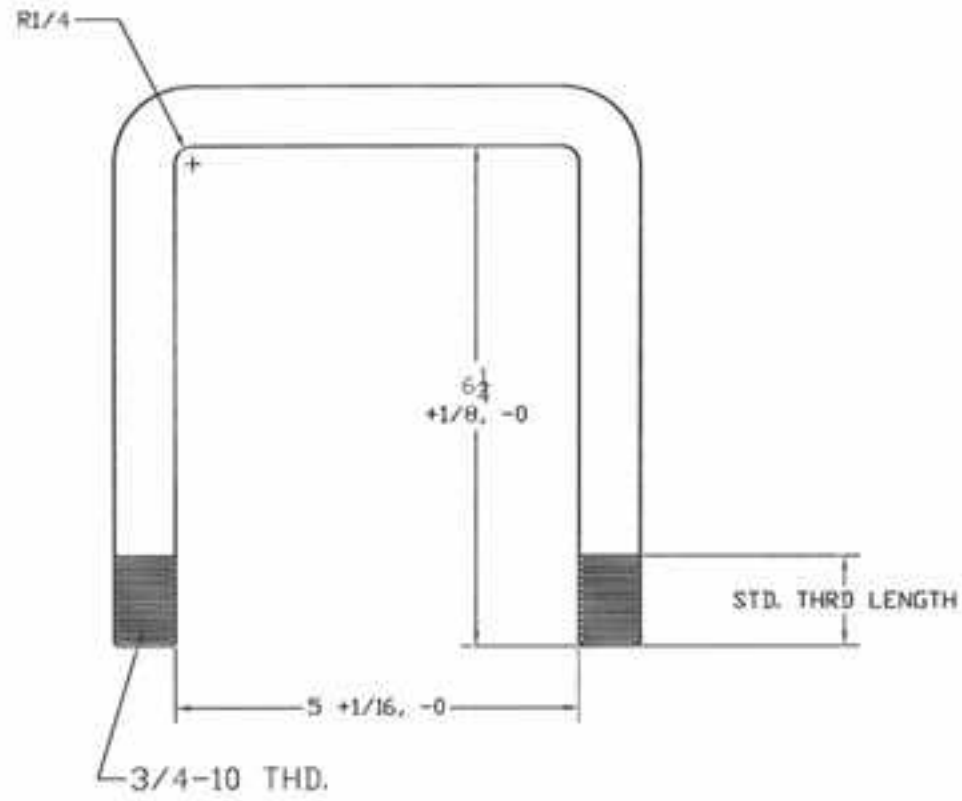
GEN. NOTES:
USE STANDARD ASME THREAD LENGTH
ZINC PLATE-ANY COLOR

-	-	-	-	TOLERANCE UNITS OTHERWISE NOTED 0/0 +/- 1/32 0.00 +/- .020 0.000 +/- .005 0.0000 +/- .001 0.000 +/- 1/2	SHIELD AGRICULTURAL EQUIPMENT	
-	-	-	-			
-	-	-	-			
-	-	-	-			
-	-	-	-			
REV.	BY	DATE	DESCRIPTION		DRAWN BY: ALBRIGHT	DATE: 3/22/04
					CHECKED BY: -	DATE: -
DESCRIPTION ADU U-BOLT 6 X 4 TOOLBAR				MATERIAL GR 5	PART NO. AP-500532	REV. -



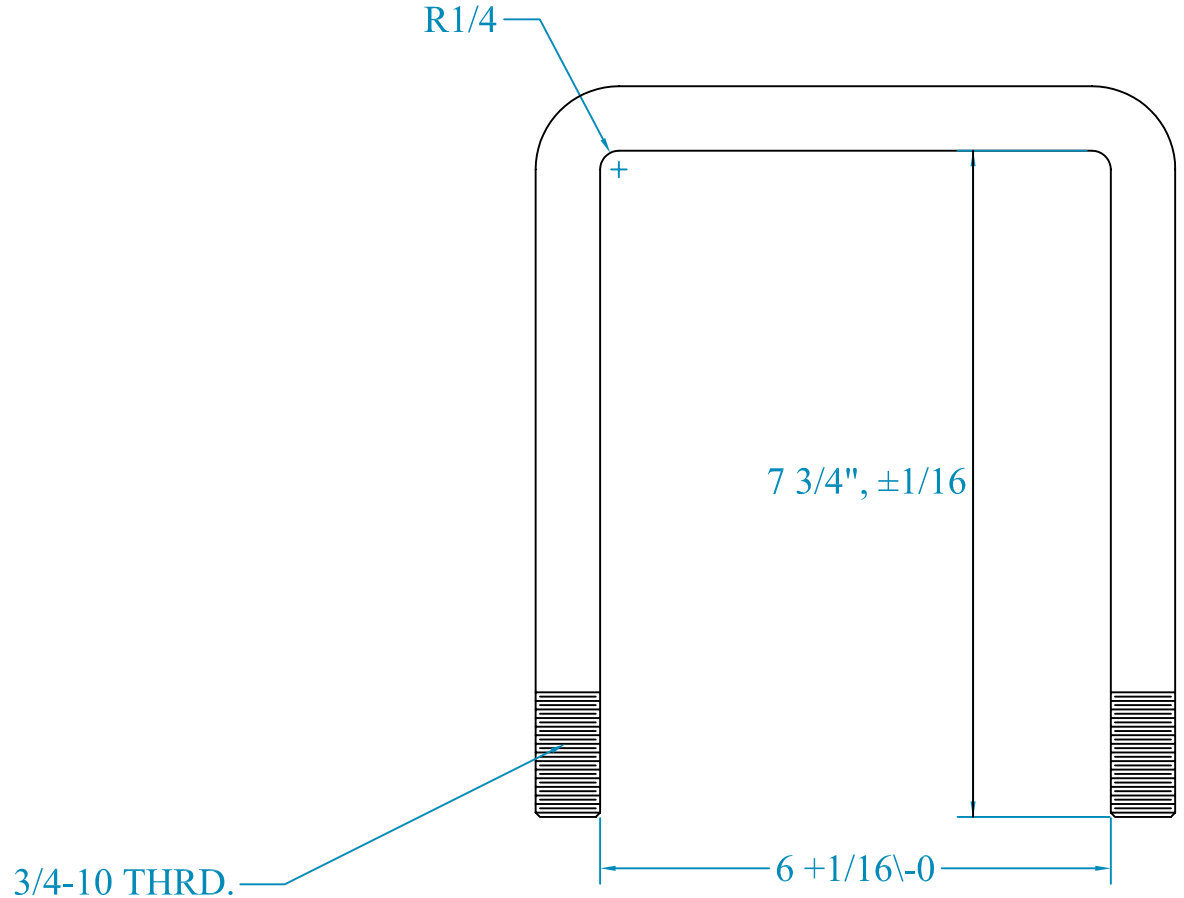
GEN. NOTES:
USE STANDARD ASME THREAD LENGTH
ZINC PLATE-ANY COLOR

-	-	-	-	TOLERANCE UNLESS OTHERWISE NOTED 0/0 +/- 1/32 0.05 +/- .020 0.000 +/- .005 0.0000 +/- .001 ANGLES +/- 1/2	SHIELD AGRICULTURAL EQUIPMENT DRAWN BY: ALBRIGHT DATE: 3/22/04 CHECKED BY: DATE: PART NO. AP-505532 REV. -
-	-	-	-		
-	-	-	-		
-	-	-	-		
REV.	BY	DATE	DESCRIPTION		
			ADU U-BOLT 4 X 6 TOOLBAR	GR 5	



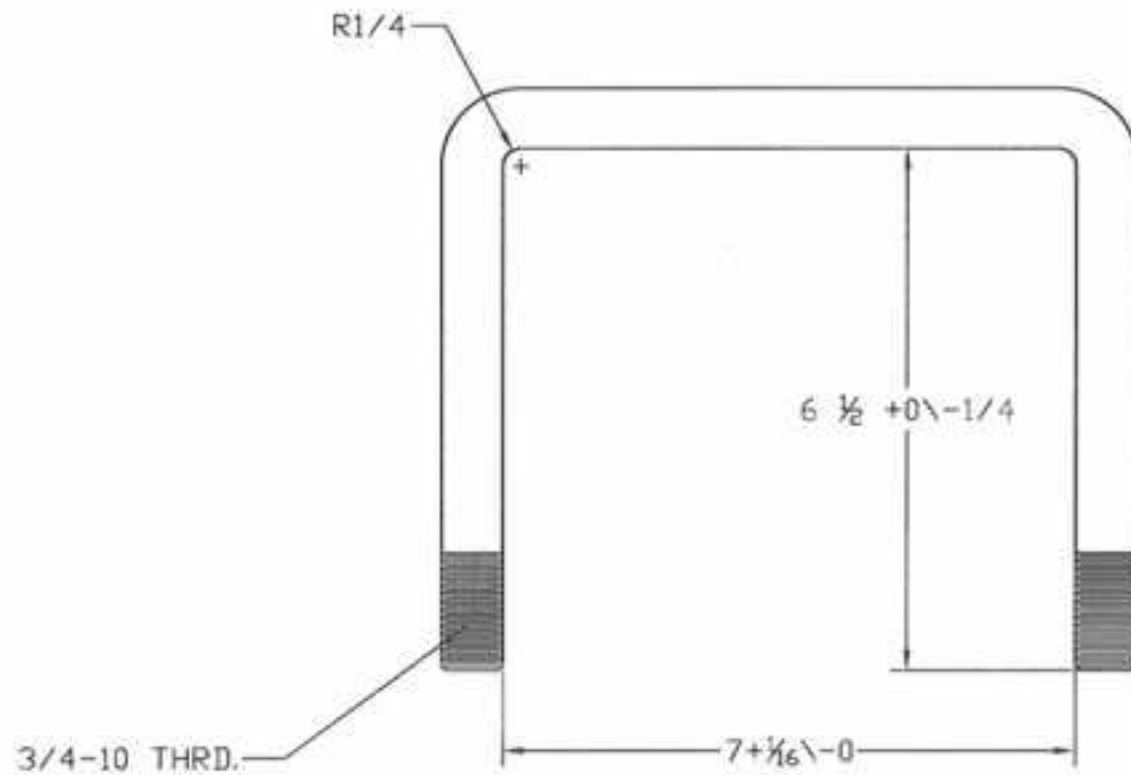
GEN. NOTES:
USE STANDARD ASME THREAD LENGTH
ZINC PLATE-ANY COLOR

-	-	-	-	TOLERANCE DIMS OTHERWISE NOTED 3/8 +/- 1/32 0.00 +/- .010 0.000 +/- .005 0.0000 +/- .001 HOLE +/- 1/2	SHIELD AGRICULTURAL EQUIPMENT
-	-	-	-		
-	-	-	-		
-	-	-	-		
-	-	-	-		
REV.	BY	DATE	DESCRIPTION	DESIGNED BY	DATE
DESCRIPTION ADU U-BOLT FOR 5 X 5 TOOLBAR				MATERIAL GR 5	PART NO. AP-505126
					REV. -



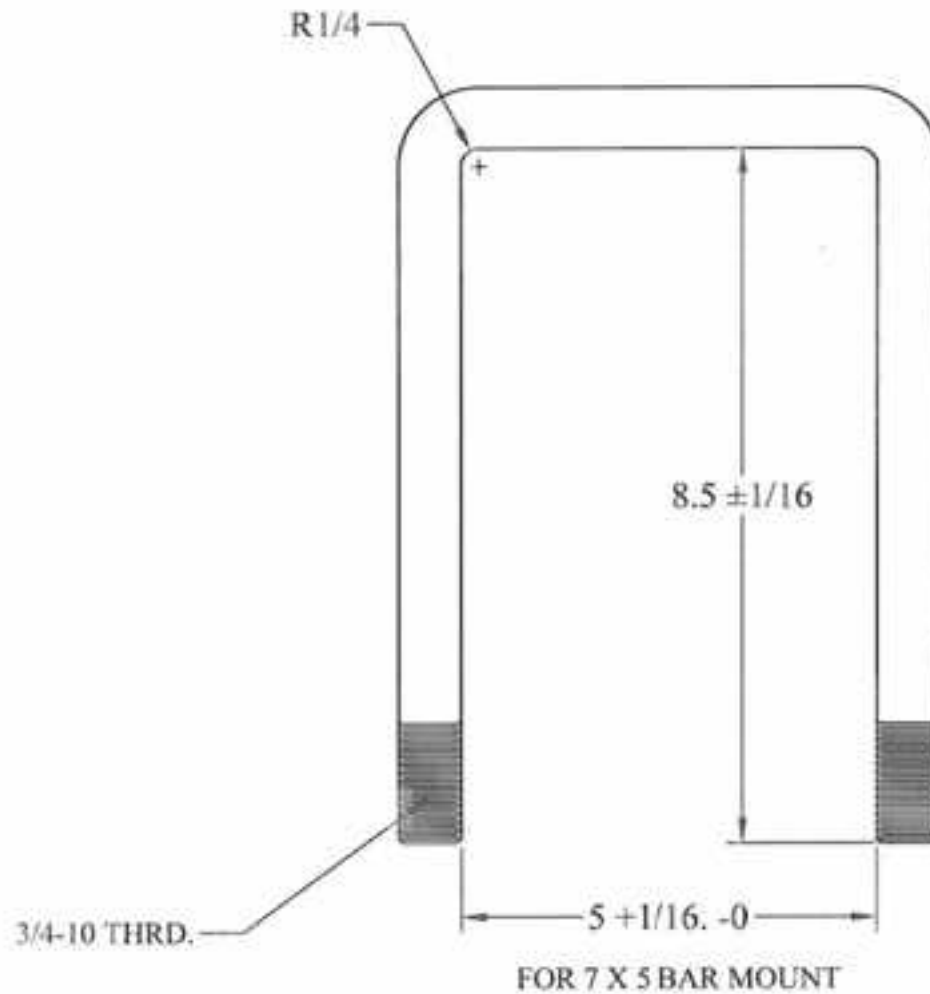
GEN. NOTES:
USE STANDARD ASME THREAD LENGTH
ZINC PLATE-ANY COLOR

-	-	-	-	TOLERANCE UNLESS OTHERWISE NOTED 0/0 +/- 1/32 0.00 +/- .020 0.000 +/- .005 0.0000 +/- .001 ANGLE +/- 1/2	<div>SHIELD</div> <div>AGRICULTURAL EQUIPMENT</div>	
-	-	-	-			
-	-	-	-		DRAWN BY: ALBRIGHT	DATE: 12\5\07
-	-	-	-		CHECKED BY: -	DATE: -
REV.	BY	DATE	DESCRIPTION			
DESCRIPTION			ADU U-BOLT 6 X 6 TOOLBAR	MATERIAL		GR 5
				PART NO.	AP-500533	
					REV.	-



GEN. NOTES:
 USE STANDARD ASME THREAD LENGTH
 ZINC PLATE-ANY COLOR

-	-	-	-	TOLERANCE UNLESS OTHERWISE NOTED 0/0 +/- 1/32 0.00 +/- .020 0.000 +/- .005 0.0000 +/- .001 ANGLES +/- 1/2	SHIELD AGRICULTURAL EQUIPMENT	DRAWN BY: SHORES	DATE: 6/26/08	
-	-	-	-					
-	-	-	-			CHECKED BY: -	DATE: -	
-	-	-	-					
REV.	BY	DATE	DESCRIPTION					
DESCRIPTION ADU U-BOLT 5 X 7 TOOLBAR				MATERIAL GR 5		PART NO. AP-500535		REV. -



GEN. NOTES:
 USE STANDARD ASME THREAD LENGTH
 ZINC PLATE-ANY COLOR

-	-	-	-	TOLERANCE UNLESS OTHERWISE NOTED 0/0 \pm 1/32 0.00 \pm .020 0.000 \pm .005 0.0000 \pm .001 0.0001 \pm 1/2	SHIELD AGRICULTURAL EQUIPMENT	
-	-	-	-			
-	-	-	-		DRAWN BY: SHORES	DATE: 3/02/09
-	-	-	-		CHECKED BY: -	DATE: -
REV.	BY	DATE	DESCRIPTION		PART NO. AP-505128	REF. -
DESCRIPTION U-BOLT FOR 7"V X 5"H BAR				MATERIAL GR 5		

3/4-10 THRD.

FOR 7 X 7 BAR MOUNT

GEN. NOTES:
USE STANDARD ASME THREAD LENGTH
ZINC PLATE-ANY COLOR

-	-	-	-	TOLERANCE UNLESS OTHERWISE NOTED 0/0 +/- 1/32 0.00 +/- .005 0.000 +/- .005 0.0000 +/- .001 ANGLES +/- 1/2	 SHIELD AGRICULTURAL EQUIPMENT	DRAWN BY: ALDRIGHT	DATE: 3/22/04
-	-	-	-			CHECKED BY: -	DATE: -
-	-	-	-				
REV.	BY	DATE	DESCRIPTION				
DESCRIPTION ADU U-BOLT 7 X 7 TOOLBAR				MATERIAL GR 5	PART NO. AP-510755	REV. -	

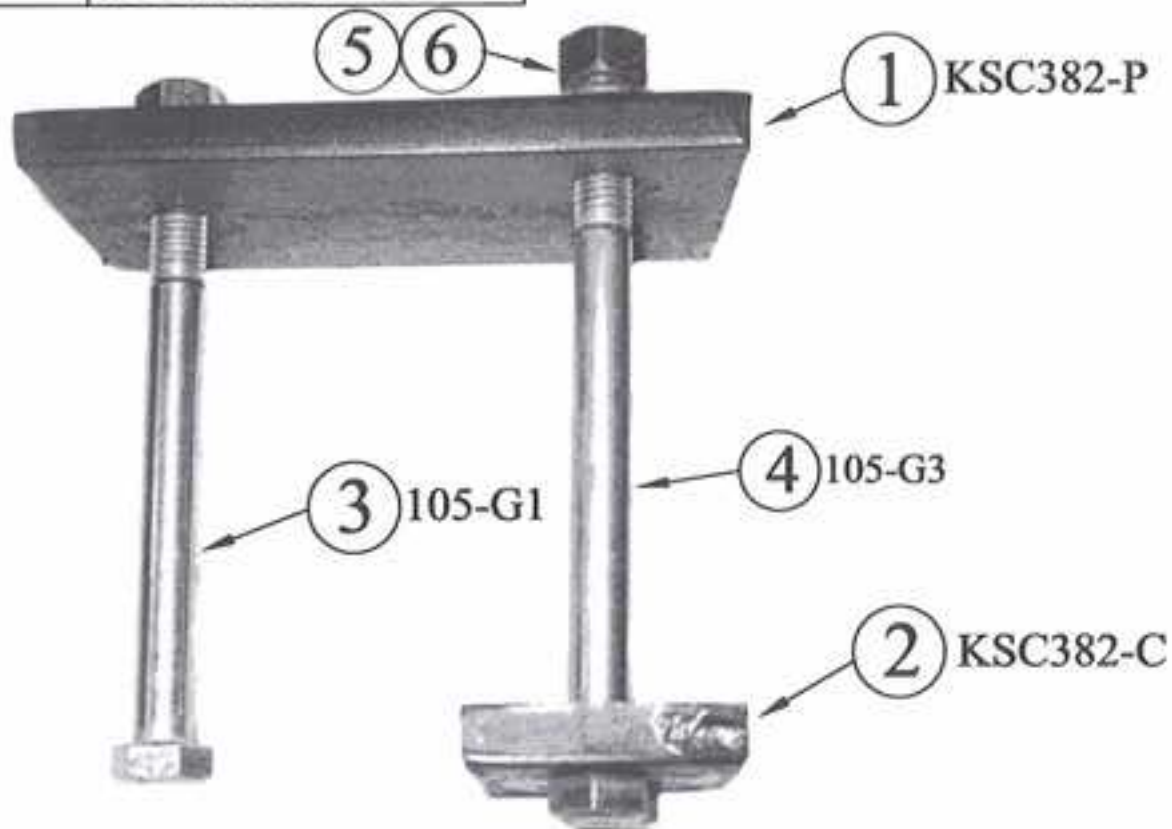
Part #	Description	Unit Weight, lbs
KSC-382	Clark-Tote for 4x4" bar for 1-1/4" square shank, 3 bolt system	8.3
KSC-384	"Quick-Tac" for 4x4" bar for 1-1/4" square shank, dual lollipop	8.1
KSC-384SPCC	"Quick-Tac" for 4x4" bar for 1-1/4" or 1x2" shanks, dual lollipop	Weight not available
KSC-384-6TP	"Quick-Tac" for 4Vx6"H bar for 1-1/4" square shank, dual lollipop	Weight not available
KSC-386i-44	4" X 4" bar, 1-1/4 Sq, 1 X 2 or 1-1/4 X 2 shanks, single lollipop & bolt	Weight not available
KSC-386i-64	6"VX4"H bar, 1-1/4 Sq, 1 X 2 or 1-1/4 X 2 shanks, single lollipop & bolt	Weight not available
KSC-386i-46	4"VX6"H bar, 1-1/4 Sq, 1 X 2 or 1-1/4 X 2 shanks, single lollipop & bolt	Weight not available
KSC-386i-66	6" X6" bar, 1-1/4 Sq, 1 X 2 or 1-1/4 X 2 shanks, single lollipop & bolt	Weight not available
KSC-384-55	5" X5" bar, 1-1/4 Sq, 1 X 2 or 1-1/4 X 2 shanks, single lollipop & bolt	Weight not available
KSC-384-57	5"V X7"H bar, 1-1/4 Sq, 1 X 2 or 1-1/4 X 2 shanks, single lollipop & bolt	Weight not available
KSC-384-75	7"V X5"H bar, 1-1/4 Sq, 1 X 2 or 1-1/4 X 2 shanks, single lollipop & bolt	Weight not available
KSC-384-77	7" X7" bar, 1-1/4 Sq, 1 X 2 or 1-1/4 X 2 shanks, single lollipop & bolt	Weight not available
KSC-1244	Shank Clamp 4" X 4" bar, 1 X 2 or 1-1/4 X 2 shanks with stabilizer	14.0
KSC-1264	Shank Clamp 6"V X 4"H bar, 1 X 2 or 1-1/4 X 2 shanks with stabilizer	14.3
KSC-1246	Shank Clamp 4"V X 6"H bar, 1 X 2 or 1-1/4 X 2 shanks with stabilizer	16.0
KSC-1266	Shank Clamp 6" X 6" bar, 1 X 2 or 1-1/4 X 2 shanks with stabilizer	16.3
KSC-1255	Shank Clamp 5" X 5" bar, 1 X 2 or 1-1/4 X 2 shanks with stabilizer	14.5
KSC-1257	Shank Clamp 5"V X 7" H bar, 1 X 2 or 1-1/4 X 2 shanks with stabilizer	16.8
KSC-1277	Shank Clamp 7" X7 " bar, 1 X 2 or 1-1/4 X 2 shanks with stabilizer	17.1

ITEM #	QUAN.	PART #	DESCRIPTION
1	1	KSC382-P	KSC-382 PLATE
2	1	KSC382-C	KSC-382 COUPON
3	1	105-G1	HHCS, 5/8-11 X 7 GR 5
4	2	105-G3	HHCS, 5/8-11 7-1/2 GR 5
5	3	LW5	WASHER, SPLIT LOCK, 5/8"
6	3	N5	NUT, HEX, 5/8-11" GR 5

CLAMP 4X4 BAR, CLARKE-TOTE, 1 1/4" SHANKS

FITS ANY 4X4 BAR WITH 1 1/4" COIL SHANKS

KSC-382

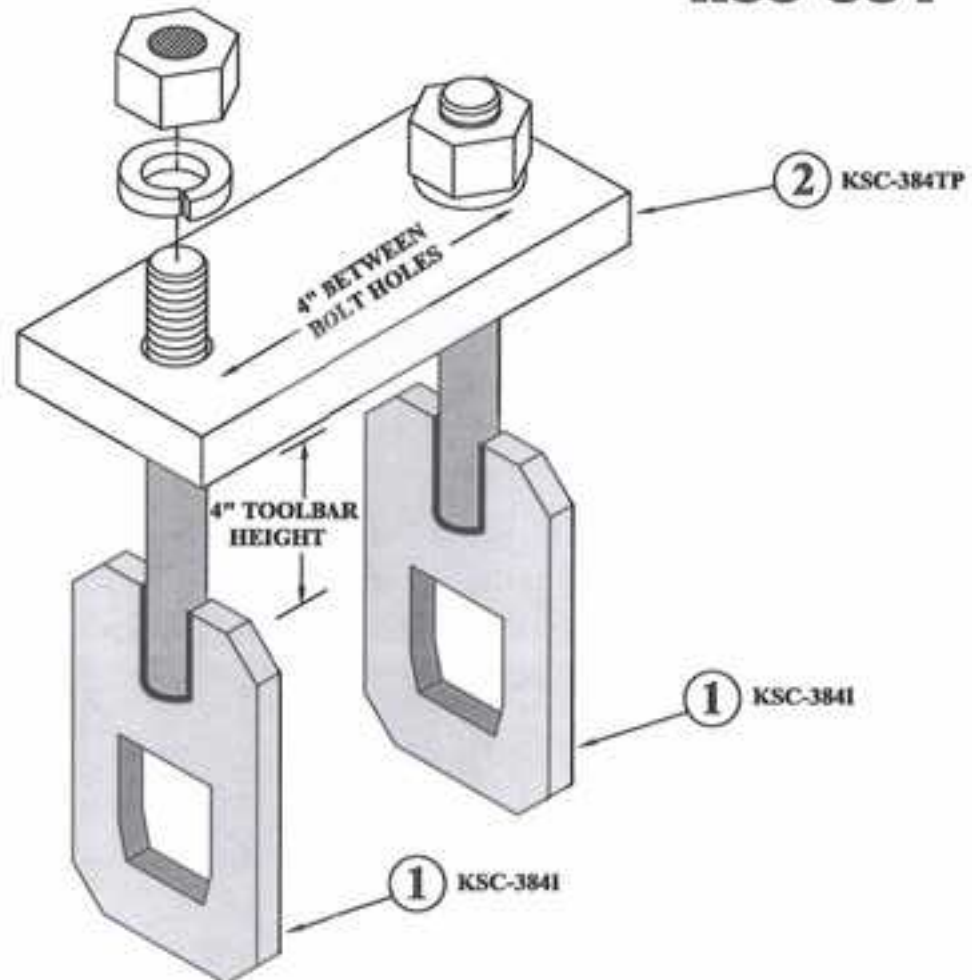


-	-	-	-	TOLERANCE UNLESS OTHERWISE NOTED 0/0 +/- 1/32 0.00 +/- .020 0.000 +/- .005 0.0000 +/- .001 ANGLES +/- 1/2	SHIELD AGRICULTURAL EQUIPMENT DRAWN BY: SHORES CHECKED BY: - DATE: 02/17/00 DATE: -
-	-	-	-		
-	-	-	-		
-	-	-	-		
REV.	BY	DATE	DESCRIPTION		
			CLAMP 4X4 BAR, CLARKE-TOTE, 1 1/4" SHANKS	ASSEMBLY	PART NO. KSC-382 REV. -

ITEM #	QUAN.	PART #	DESCRIPTION
1	2	KSC- 384I	EYE BOLT W/NUT/LOCKWASHER, 4"V TOOLBAR
2	1	KSC- 384TP	KSC- 384 TOP PLATE 4"H TOOLBAR

CLAMP,4X4 BAR,1-1/4 SQUARE SHANKS ONLY

KSC-384



-	-	-	-
-	-	-	-
-	-	-	-
-	-	-	-
REV.	BY	DATE	DESCRIPTION

TOLERANCE UNLESS OTHERWISE NOTED

0/0 +/- 1/32

0.00 +/- .020

0.000 +/- .005

0.0000 +/- .001

ANGLES +/- 1/2

SHIELD

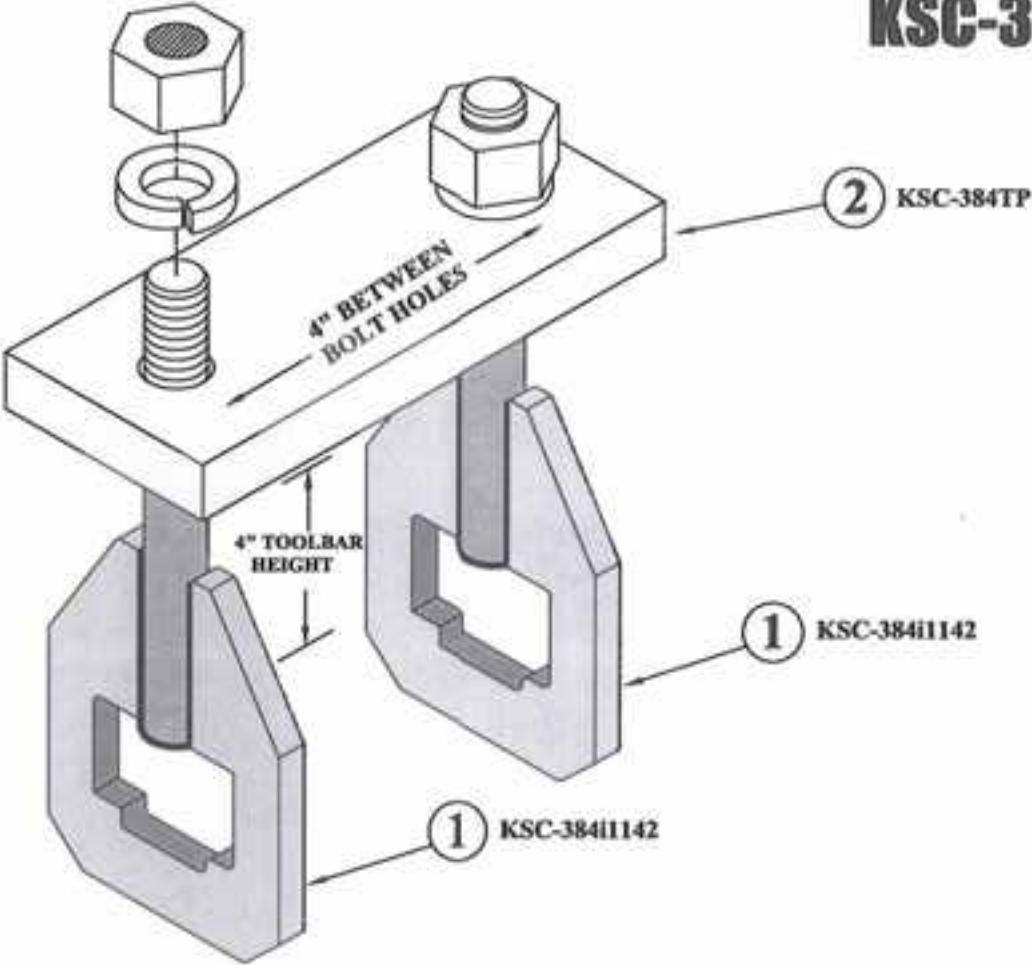
AGRICULTURAL EQUIPMENT

DESIGNED BY:	SHORES	DATE:	02/09/09
CHECKED BY:	-	DATE:	-

DESCRIPTION	CLAMP,4X4 BAR,1-1/4 SQUARE SHANKS	MATERIAL	ASSEMBLY	PART NO.	KSC-384	REV.	-
-------------	-----------------------------------	----------	----------	----------	---------	------	---

ITEM #	QUAN.	PART #	DESCRIPTION
1	2	KSC- 384i1142	EYE BOLT W/NUT/LOCKWASHER 4"V TOOLBAR
2	1	KSC- 384TP	KSC-384 TOP PLATE 4"H TOOLBAR

**CLAMP,4X4 BAR,1-1/4SQ,
1X2 OR 1-1/4 X 2 SHANKS
KSC-384SPCC**



-	-	-	-
-	-	-	-
-	-	-	-
-	-	-	-
REV.	BY	DATE	DESCRIPTION

TOLERANCE UNLESS OTHERWISE NOTED
0/0 +/- 1/32
0.00 +/- .020
0.000 +/- .005
0.0000 +/- .001
ANGLES +/- 1/2

SHIELD
AGRICULTURAL EQUIPMENT

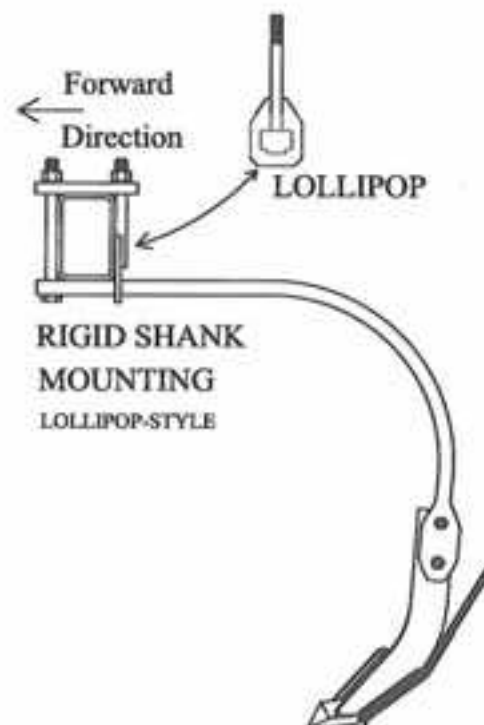
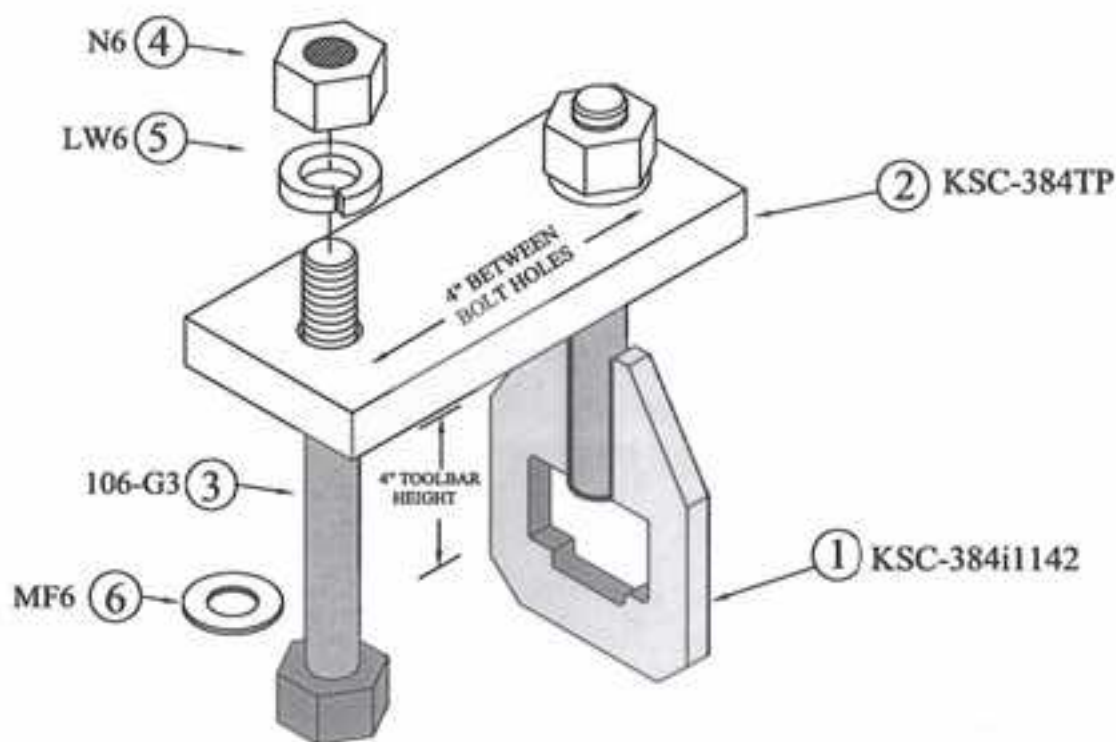
DRAWN BY: SHORES	DATE: 02\09\09
CHECKED BY: -	DATE: -

DESCRIPTION CLAMP,4X4 BAR,1-1/4SQ,1X2 OR 1-1/4 X 2 SHANKS	MATERIAL ASSEMBLY	PART NO. KSC-384SPCC	REV. -
---	-----------------------------	--------------------------------	------------------

ITEM #	QUAN.	PART #	DESCRIPTION
1	1	KSC- 384i1142	EYE BOLT W/NUT/LOCKWASHER 4"V TOOLBAR
2	1	KSC- 384TP	KSC-384 TOP PLATE 4"H TOOLBAR
3	1	106-G3	HHCS, 3/10 X 7-1/2 HEX HEAD CAP SCREW GR5
4	1	N6	NUT, HEX, 3/4 -10 GR 5 PLATED
5	1	LW6	WASHER, SPLIT LOCK, 3/4"
6	1	MF6	WASHER, FLAT, 3/4"

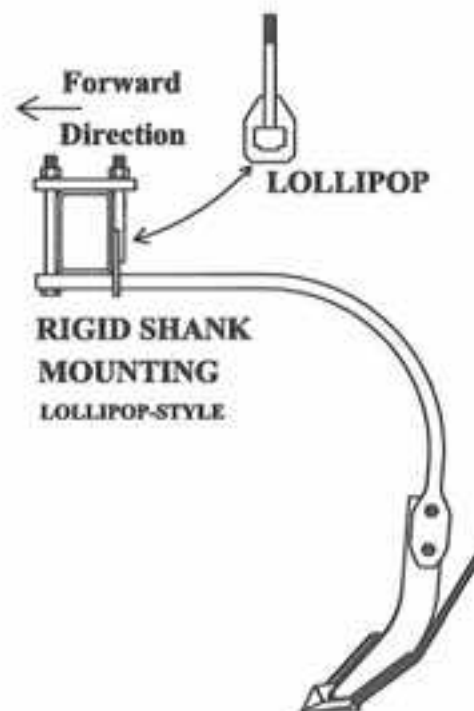
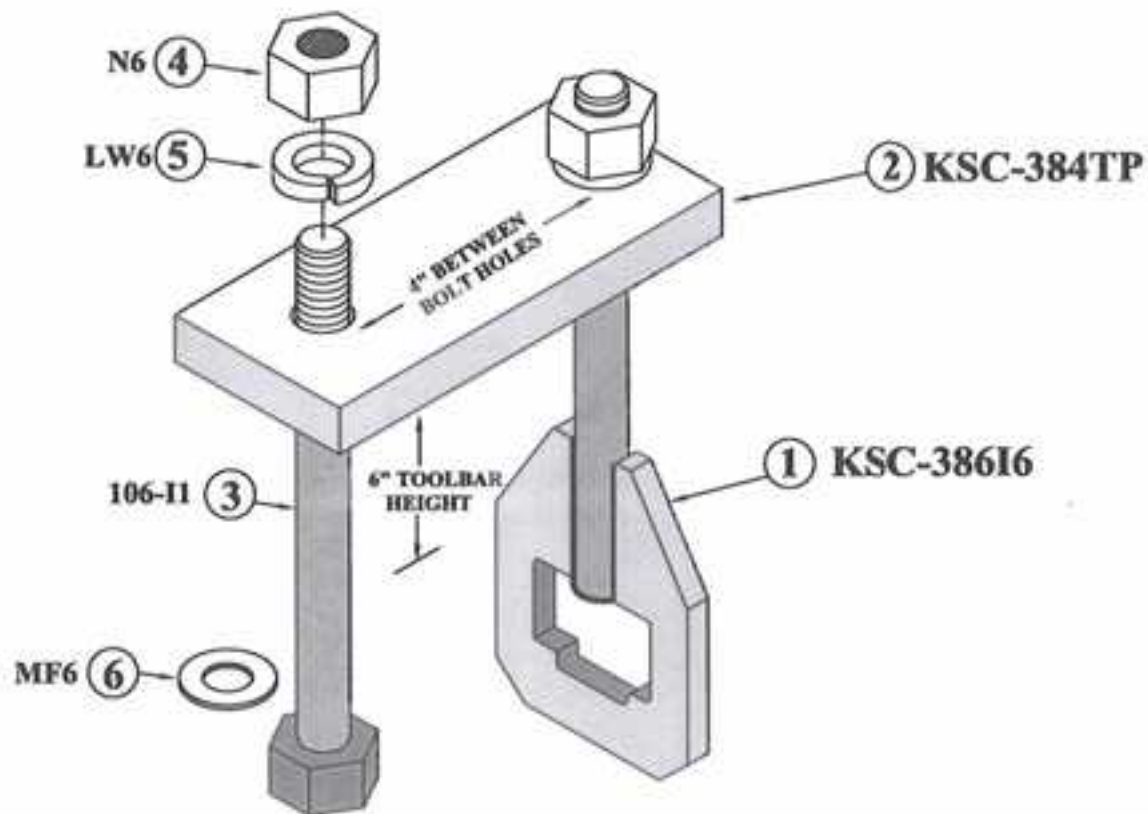
CLAMP, 4X4 BAR, 1-1/4SQ, 1X2 OR 1-1/4 X 2 SHANKS


KSC-386i-44



-	-	-	-	TOLERANCE UNLESS OTHERWISE NOTED	SHIELD AGRICULTURAL EQUIPMENT DRAWN BY: SHORES DATE: 02/09/09 CHECKED BY: DATE:
-	-	-	-	0.00 +/- 1/32	
-	-	-	-	0.00 +/- .020	
-	-	-	-	0.000 +/- .005	
-	-	-	-	0.0000 +/- .001	
REV.	BY	DATE	DESCRIPTION	ANGLE +/- 1/2	
DESCRIPTION CLAMP, 4X4 BAR, 1-1/4SQ, 1X2 OR 1-1/4 X 2 SHANKS				MATERIAL ASSEMBLY	PART NO. KSC-386i-44
					REV. -

KSC-386i-64

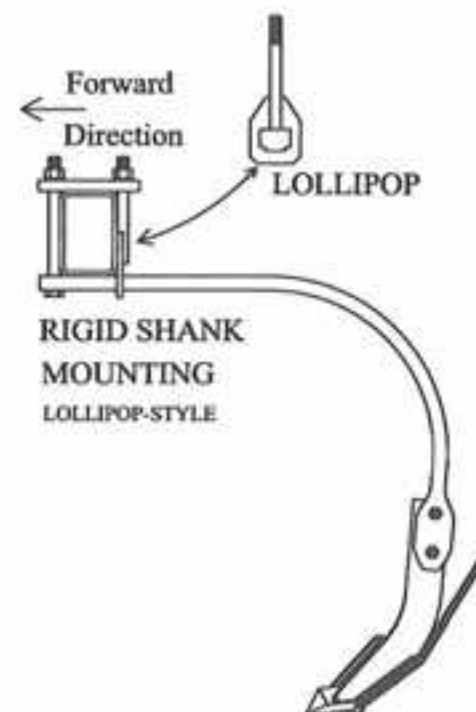
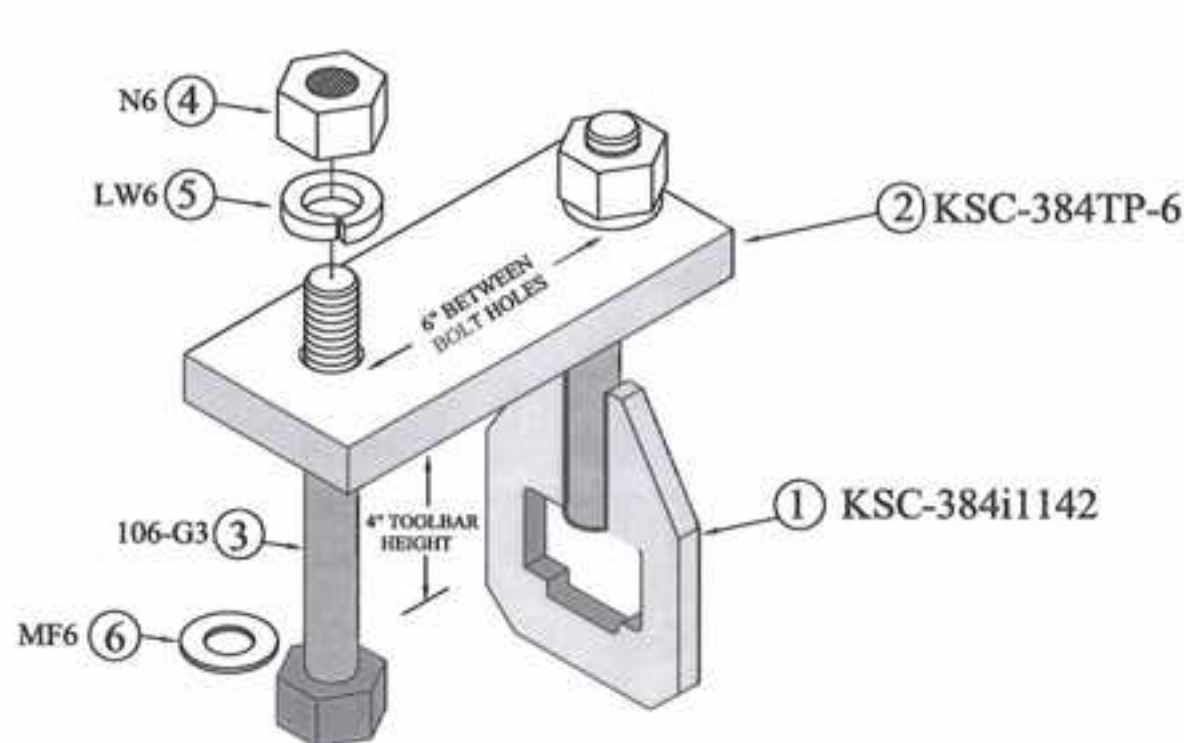


-	-	-	-	TOLERANCE UNLESS OTHERWISE NOTED 0/0 +/- 1/32 0.00 +/- .020 0.000 +/- .000 0.0000 +/- .001 ANGLE +/- 1/2		
-	-	-	-			
-	-	-	-			
-	-	-	-			
-	-	-	-			
REV.	BY	DATE	DESCRIPTION		DRAWN BY: SHORES CHECKED BY: -	DATE: 02/09/09 DATE: -
DESCRIPTION CLAMP, 6" V X 4" H BAR, 1-1/4 SQ. 1X 2 OR 1-1/4 X 2 SHANKS				MATERIAL ASSEMBLY	PART NO. KSC-3861-64	REV. -

ITEM #	QUAN.	PART #	DESCRIPTION
1	1	KSC-384i1142	EYE BOLT W/NUT & LW FOR 4"V TOOLBAR
2	1	KSC- 384TP-6	KSC- 384 TOP PLATE 6"H TOOLBAR
3	1	106-G3	HHCS, 3/4-10 X 7-1/2 HEX HEAD CAP SCREW GRS
4	1	N6	NUT, HEX, 3/4 -10 GR 5 PLATED
5	1	LW6	WASHER, SPLIT LOCK, 3/4"
6	1	MF6	WASHER, FLAT, 3/4"

CLAMP, 4" V X 6" H BAR, 1-1/4 SQ, 1X 2 OR 1-1/4 X 2 SHANKS

KSC-386i-46

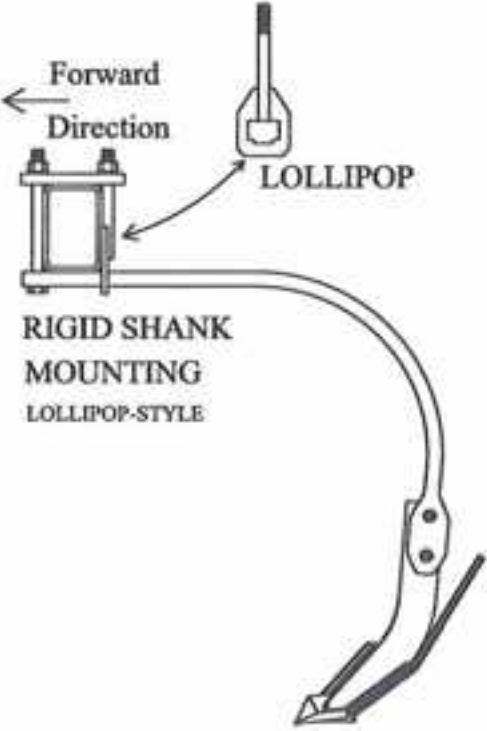
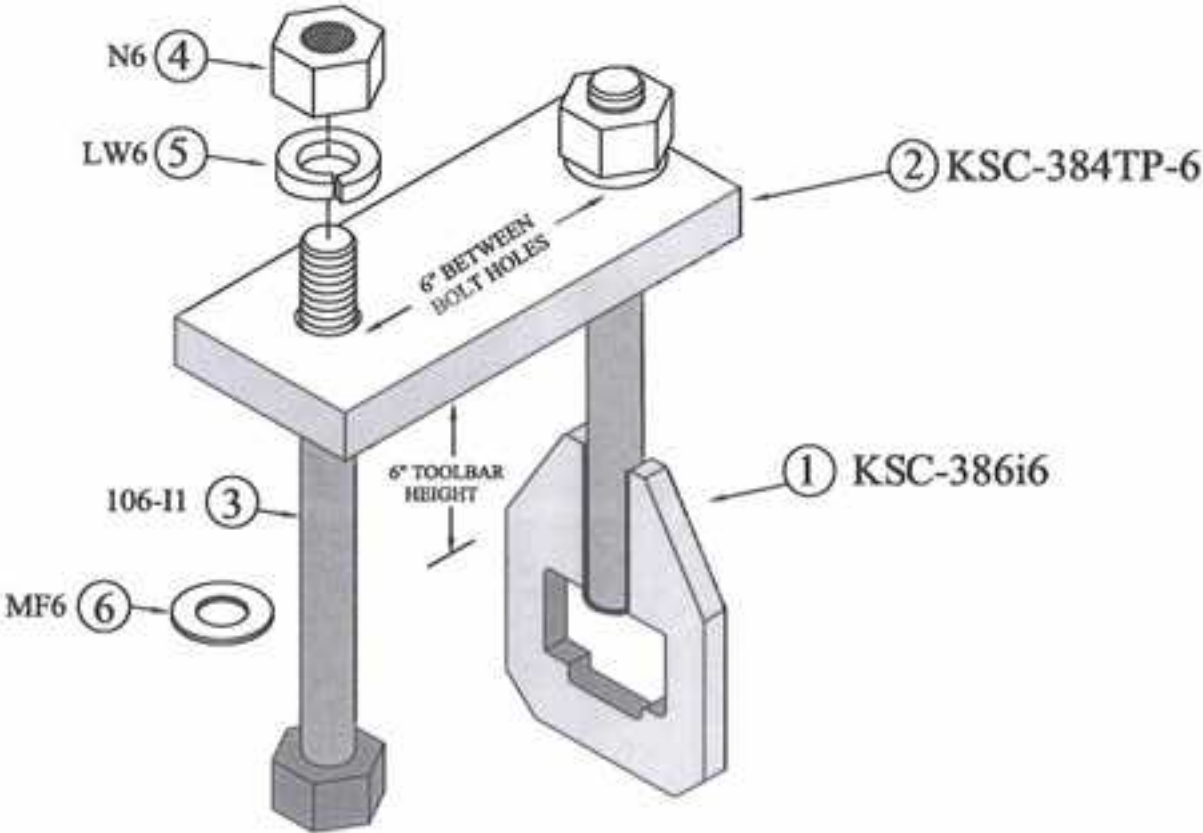


-	-	-	-	TOLERANCE UNLESS OTHERWISE NOTED 0/0 +/- 1/32 0.00 +/- .020 0.000 +/- .005 0.0000 +/- .001 ANGLES +/- 1/2	SHIELD AGRICULTURAL EQUIPMENT
-	-	-	-		
-	-	-	-		
-	-	-	-		
-	-	-	-		
REV.	BY	DATE	DESCRIPTION		
DESCRIPTION					
CLAMP, 4" V X 6" H BAR, 1-1/4 SQ, 1X 2 OR 1-1/4 X 2 SHANKS				MATERIAL	ASSEMBLY
				PART NO.	KSC-3861-46
				REV.	-

ITEM #	QUAN.	PART #	DESCRIPTION
1	1	KSC-386i6	EYE BOLT W/NUT & LW FOR 6"V TOOLBAR
2	1	KSC- 384TP-6	KSC- 384 TOP PLATE 6"H TOOLBAR
3	1	106-11	HHCS, 3/4-10 X 9 HEX HEAD CAP SCREW GR5
4	1	N6	NUT, HEX, 3/4 -10 GR 5 PLATED
5	1	LW6	WASHER, SPLIT LOCK, 3/4"
6	1	MF6	WASHER, FLAT, 3/4"

CLAMP, 6" X 6" BAR, 1-1/4 SQ, 1 X 2 OR 1-1/4 X 2 SHANKS

KSC-386i-66



-	-	-	-
-	-	-	-
-	-	-	-
-	-	-	-
REV.	BY	DATE	DESCRIPTION

TOLERANCE UNLESS OTHERWISE NOTED
0.00 +/- 1/32
0.00 +/- .020
0.000 +/- .005
0.0000 +/- .001
ANGLE +/- 1/2

SHIELD
AGRICULTURAL EQUIPMENT

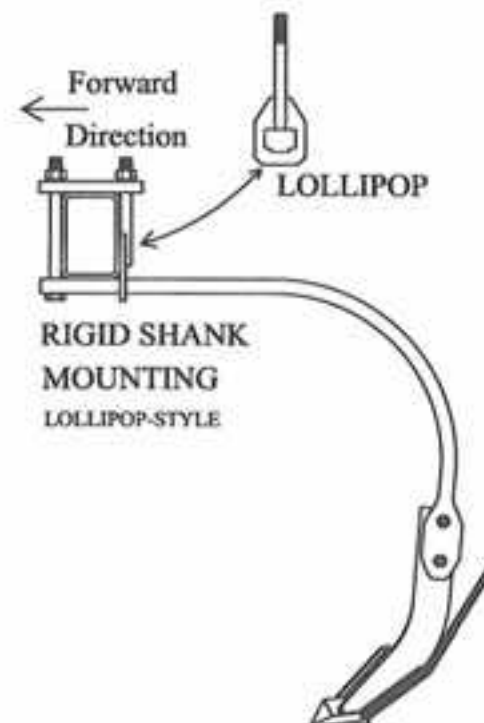
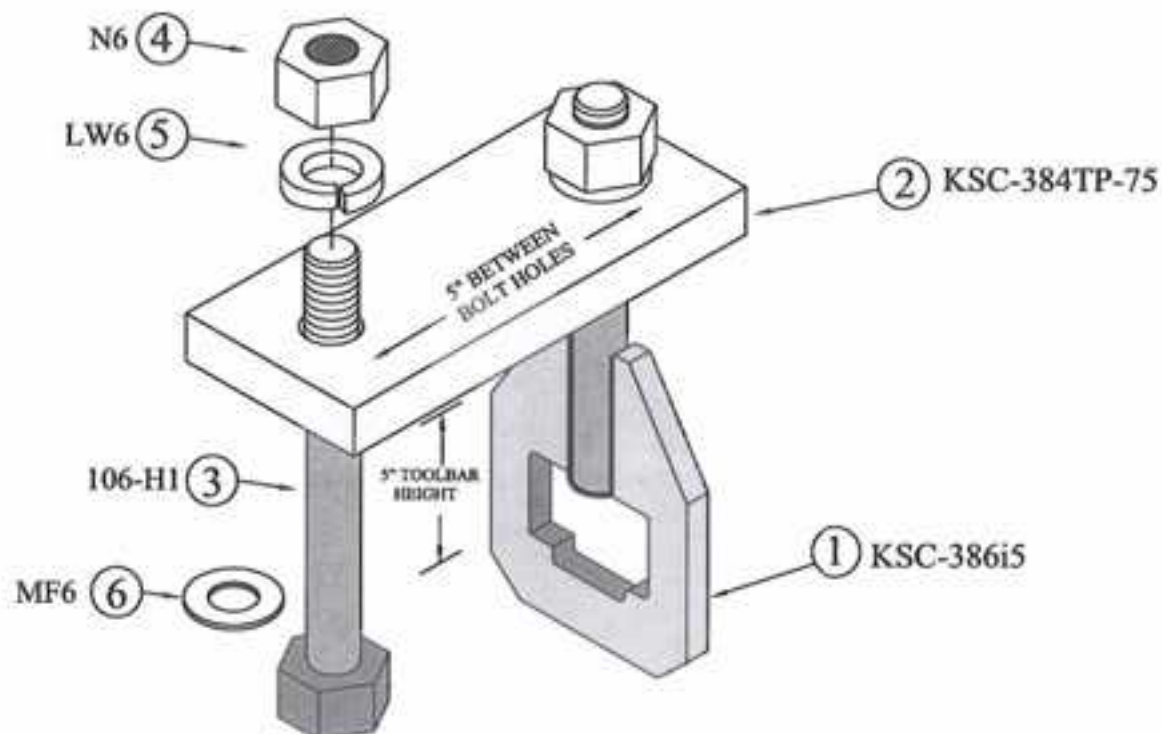
DRAWN BY: SHORES	DATE: 02\09\09
CHECKED BY:	DATE:

DESCRIPTION CLAMP, 6" X 6" BAR, 1-1/4 SQ, 1 X 2 OR 1-1/4 X 2 SHANKS	MATERIAL ASSEMBLY	PART NO. KSC-386i-66	REV. -
---	-----------------------------	--------------------------------	-----------

ITEM #	QUAN.	PART #	DESCRIPTION
1	1	KSC- 386i5	EYE BOLT W/NUT/LOCKWASHER 5"V TOOLBAR
2	1	KSC- 384TP-75	KSC-384 TOP PLATE 5"H TOOLBAR
3	1	106-H1	HHCS, 3/4-10 X 8 HEX HEAD CAP SCREW GR5
4	1	N6	NUT, HEX, 3/4 -10 GR 5 PLATED
5	1	LW6	WASHER, SPLIT LOCK, 3/4"
6	1	MF6	WASHER, FLAT, 3/4"

CLAMP, 5X5 BAR, 1-1/4SQ, 1X2 OR 1-1/4 X 2 SHANKS

KSC-384-55



-	-	-	-
-	-	-	-
-	-	-	-
-	-	-	-
REV.	BY	DATE	DESCRIPTION

TOLERANCE UNLESS
OTHERWISE NOTED

0/0 +/- 1/32
0.00 +/- .020
0.000 +/- .005
0.0000 +/- .001
ANGLE +/- 1/2

SHIELD
AGRICULTURAL EQUIPMENT

DRAWN BY: **SHORES**

DATE: **02/09/09**

CHECKED BY: -

DATE: -

DESCRIPTION

CLAMP, 5X5 BAR, 1-1/4SQ, 1X2 OR 1-1/4 X 2 SHANKS

MATERIAL

ASSEMBLY

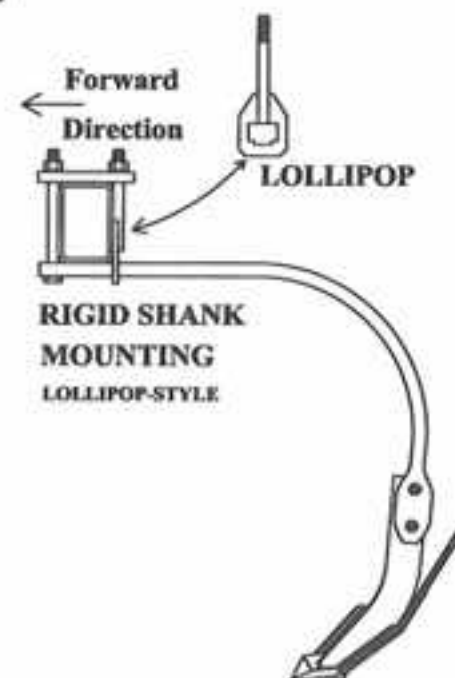
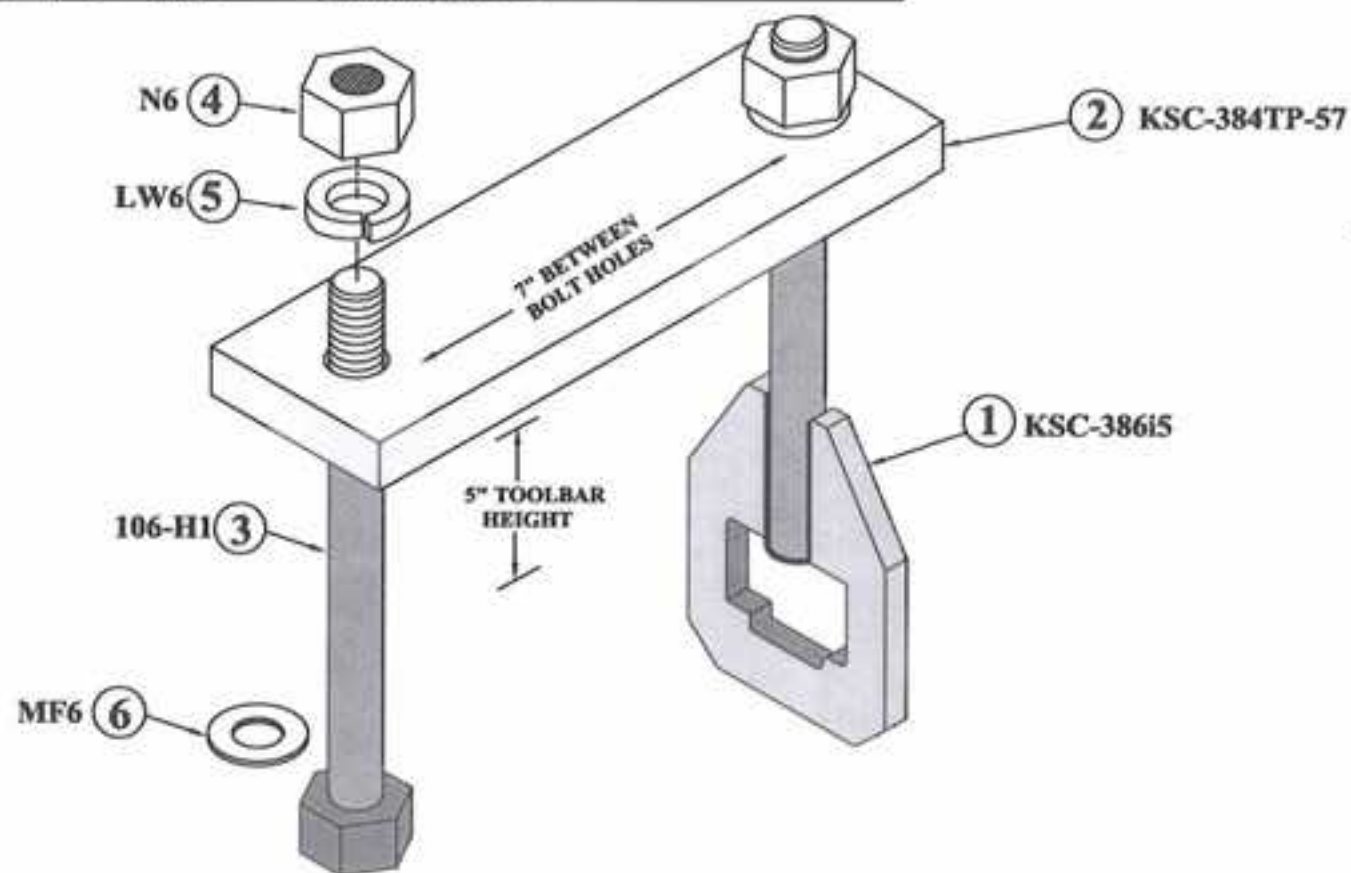
PART NO.

KSC-384-55

REV.

-

KSC-384-57

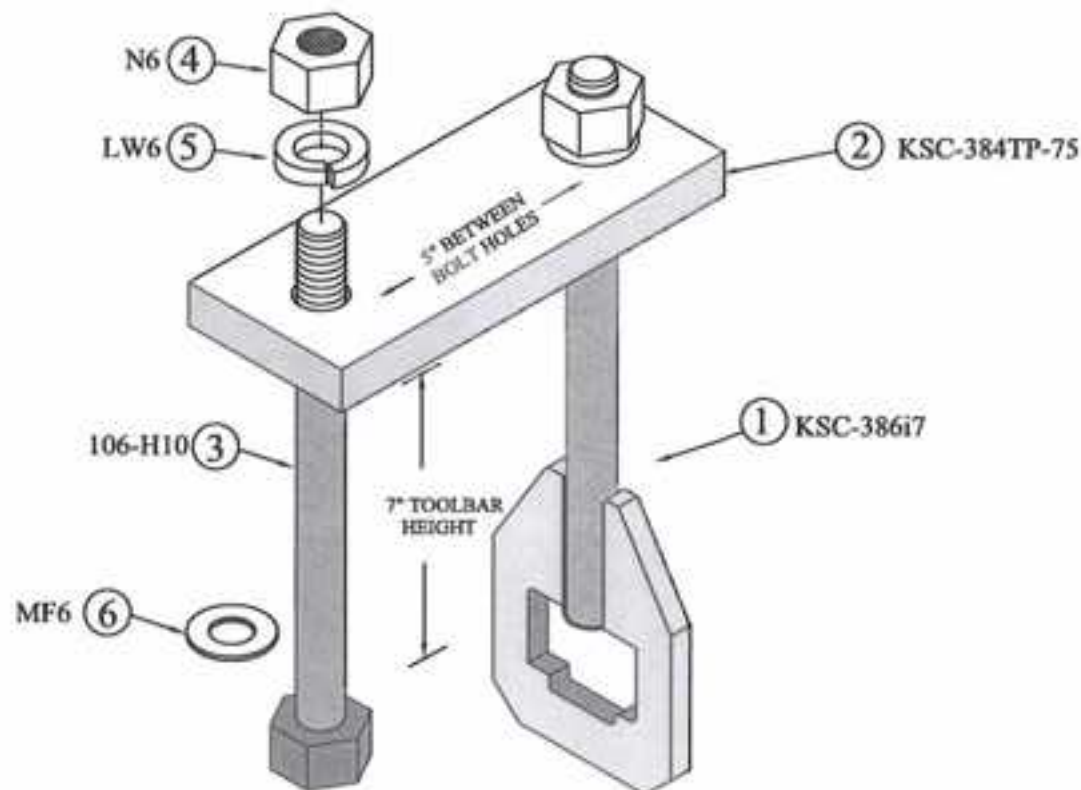


-	-	-	-	TOLERANCE UNLESS OTHERWISE NOTED 0/0 +/- 1/32 0.00 +/- .020 0.000 +/- .005 0.0000 +/- .001 ANGLES +/- 1/2	SHIELD AGRICULTURAL EQUIPMENT	DRAWN BY: SHORES CHECKED BY: -	DATE: 02/09/05 DATE: -
-	-	-	-				
-	-	-	-				
-	-	-	-				
-	-	-	-				
REV.	BY	DATE	DESCRIPTION				
DESCRIPTION CLAMP, 5" V X 7" H BAR, 1-1/4 SQ. 1X2 OR 1-1/4 X 2 SHANKS				MATERIAL ASSEMBLY	PART NO. KSC-384-57	REV. -	

ITEM #	QUAN.	PART #	DESCRIPTION
1	1	KSC- 386i7	EYE BOLT W/NUT & LW FOR 7" VERTICAL TOOLBAR
2	1	KSC- 384TP-75	KSC- 384 TOP PLATE 5"H TOOLBAR
3	1	106-H10	HHCS, 3/4-10 X 10 HEX HEAD CAP SCREW, GR5
4	1	N6	NUT, HEX, 3/4 -10 GR 5 PLATED
5	1	LW6	WASHER, SPLIT LOCK, 3/4"
6	1	MF6	WASHER, FLAT, 3/4"

CLAMP, 7" X 5" BAR, 1-1/4 SQ, 1X2 OR 1-1/4 X 2 SHANKS

KSC-384-75

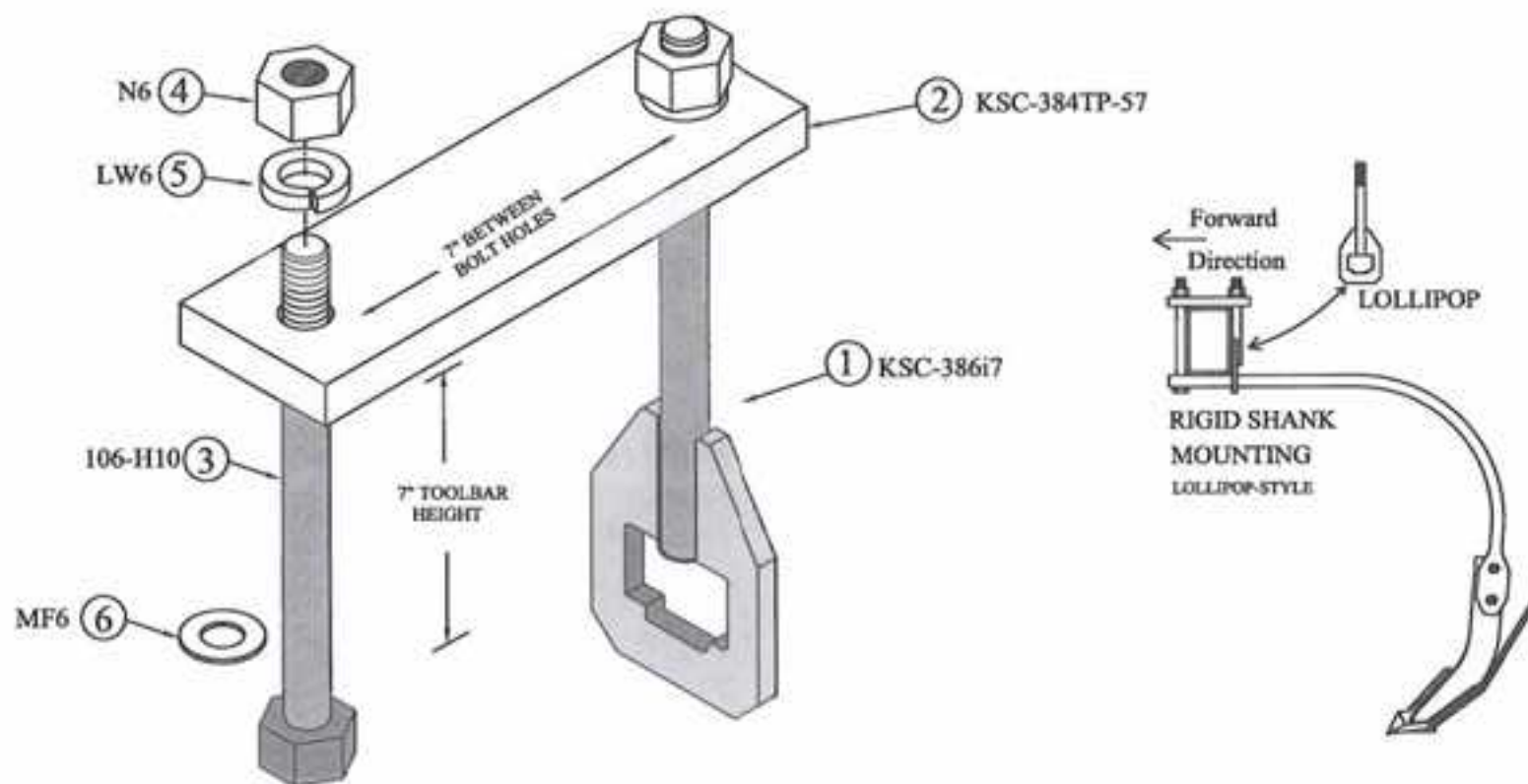


-	-	-	-	TOLERANCE UNLESS OTHERWISE NOTED 0/0 +/- 1/32 0.00 +/- .020 0.000 +/- .005 0.0000 +/- .001 ANGLE +/- 1/2	SHIELD AGRICULTURAL EQUIPMENT
-	-	-	-		
-	-	-	-		
-	-	-	-		
-	-	-	-		
REV.	BY	DATE	DESCRIPTION		<div>DRAWN BY: SHORES DATE: 02/09/09</div> <div>CHECKED BY: DATE: </div>
DESCRIPTION CLAMP, 7" X 5" BAR, 1-1/4 SQ. 1X2 OR 1-1/4 X 2 SHANKS				MATERIAL ASSEMBLY	
				PART NO. KSC-384-75	
				REV. -	

ITEM #	QUAN.	PART #	DESCRIPTION
1	1	KSC- 386i7	EYE BOLT W/NUT & LW FOR 7" VERTICAL TOOLBAR
2	1	KSC- 384TP-57	KSC- 384 TOP PLATE 7"H TOOLBAR
3	1	106-H10	HHCS, 3/4-10 X 10 HEX HEAD CAP SCREW, GR5
4	1	N6	NUT, HEX, 3/4 -10 GR 5 PLATED
5	1	LW6	WASHER, SPLIT LOCK, 3/4"
6	1	MF6	WASHER, FLAT, 3/4"

CLAMP, 7" X 7" BAR, 1-1/4 SQ. 1X2 OR 1-1/4 X 2 SHANKS

KSC-384-77



-	-	-	-
-	-	-	-
-	-	-	-
-	-	-	-
REV.	BY	DATE	DESCRIPTION

TOLERANCE UNLESS OTHERWISE NOTED

0/0 +/- 1/32

0.00 +/- .010

0.000 +/- .005

0.0000 +/- .001

ANGLES +/- 1/2

SHIELD
AGRICULTURAL EQUIPMENT

DESIGNED BY: **SHORES**

DATE: **02/09/09**

CHECKED BY: -

DATE: -

DESCRIPTION

CLAMP, 7" X 7" BAR, 1-1/4 SQ. 1X2 OR 1-1/4 X 2 SHANKS

MATERIAL

ASSEMBLY

PART NO.

KSC-384-77

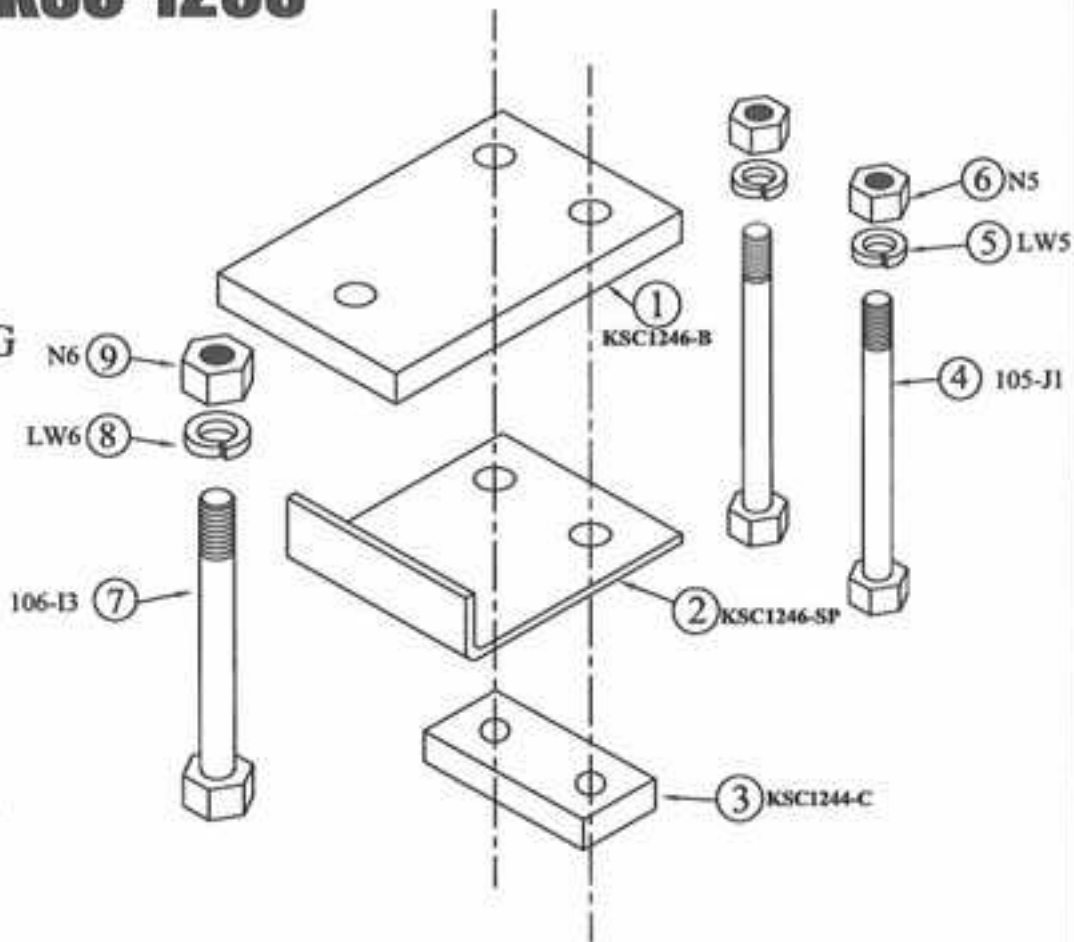
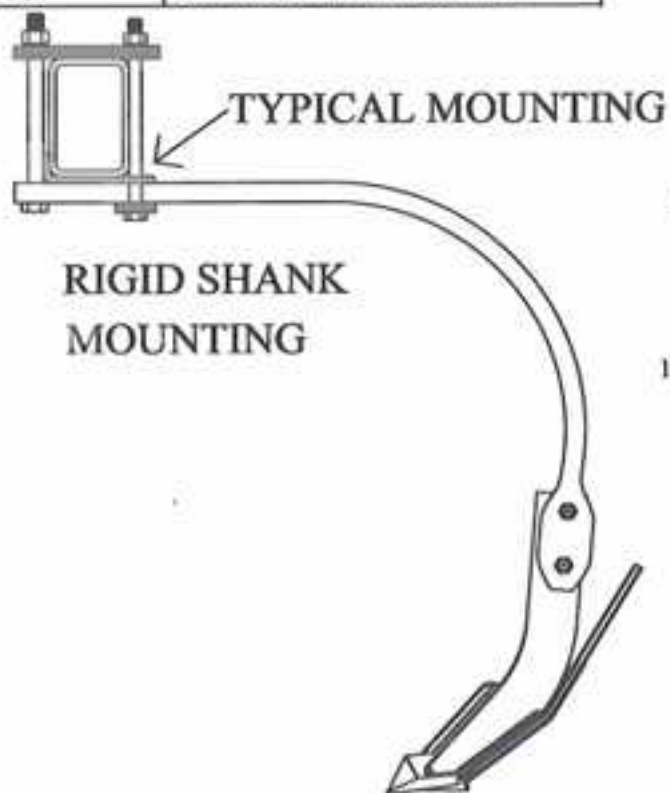
REV.

-

ITEM #	QUAN.	PART #	DESCRIPTION
1	1	KSC1246-B	TOP PLATE - 1 X 2 CLAMP
2	1	KSC1246-SP	STABILIZER PLATE - 1 X 2 CLAMP
3	1	KSC1244-C	COUPON FOR 1 X 2 SHANK CLAMP
4	2	105-J1	HHCS, 5/8-11 X 10 GR 5 PLATED
5	2	LW5	WASHER, SPLIT LOCK, 5/8"
6	2	N5	NUT, HEX, 5/8-11" PLATED GRADE 5
7	1	106-I3	HHCS, 3/4-10 X 9-1/2 GR 5 PLATED
8	1	LW6	WASHER, SPLIT LOCK, 3/4"
9	1	N6	NUT, HEX, 3/4-10 PLATED GRADE 5

SHANK CLAMP FOR 6 X 6 BAR, 1X2 OR 1-1/4 X 2 SHANKS

KSC-1266



-	-	-	-	TOLERANCE UNLESS OTHERWISE NOTED	SHIELD AGRICULTURAL EQUIPMENT DRAWN BY: SHORES DATE: 02/09/09 CHECKED BY: DATE:
-	-	-	-	0.00 +/- 1/32	
-	-	-	-	0.00 +/- .020	
-	-	-	-	0.000 +/- .005	
-	-	-	-	0.000 +/- .001	
REV.	BY	DATE	DESCRIPTION	ASSEMBLY	PART NO. KSC-1266 REV. -

Exploded view diagram of the KSC-1277 assembly. The components are labeled as follows:

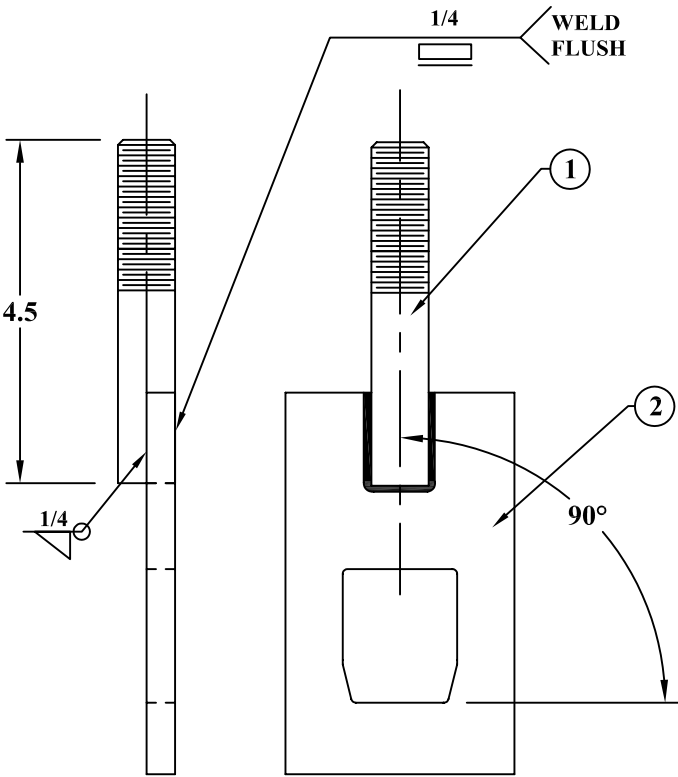
- 1: KSC1277-B (Top plate)
- 2: KSC1277-SP (Side plate)
- 3: KSC1244-C (Bottom plate)
- 4: 105-H11 (Long bolt)
- 5: LW5 (Washer)
- 6: N5 (Nut)
- 7: 106-H10 (Long bolt)
- 8: LW6 (Washer)
- 9: N6 (Nut)

-	-	-	-	TOLERANCE UNLESS OTHERWISE NOTED 0/0 +/- 1/32 0.00 +/- .020 0.000 +/- .005 0.0000 +/- .001 ANGLE +/- 1/2	<div style="text-align: center;"> SHIELD AGRICULTURAL EQUIPMENT </div>	DRAWN BY: SHORES DATE: 02\09\09 CHECKED BY: - DATE: -
-	-	-	-			
-	-	-	-			
-	-	-	-			
-	-	-	-			
REV.	BY	DATE	DESCRIPTION			
DESCRIPTION SHANK CLAMP FOR 7 X 7 BAR, 1X2 OR 1-1/4 X 2 SHANKS				MATERIAL ASSEMBLY	PART NO. KSC-1277	REV. -

EYE BOLTS (lollipops), Soil End Knife Clamps and Service Parts

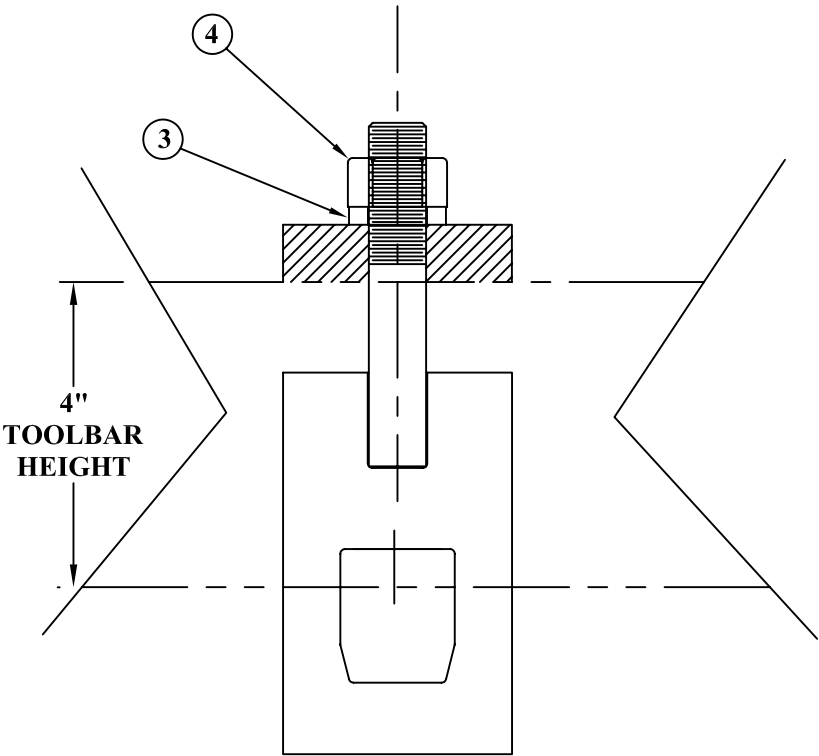
Part #	Description	Unit Weight, lbs
EYE BOLTS (lollipops)	FOR VERTICAL MEASUREMENT TOOLBAR SIZE LISTED	Weight not available
KSC-384i	4" bar Eye Bolt w/Nut/Lock Washer for 1-1/4" sq shanks only	Weight not available
KSC-384i1142	4" bar Eye Bolt w/hdwre for 1-1/4" square, 1x2" or 1-1/4 X 2 shanks	Weight not available
KSC-386i5	5" bar Eye Bolt w/hdwre for 1-1/4" square, 1x2" or 1-1/4 X 2 shanks	Weight not available
KSC-386i6	6" bar Eye Bolt w/hdwre for 1-1/4" square, 1x2" or 1-1/4 X 2 shanks	Replaces KSC384i-6SP
KSC-386i7	7" bar Eye Bolt w/hdwre for 1-1/4" square, 1x2" or 1-1/4 X 2 shanks	Weight not available
SOIL END knife clamps	FOR SHANK SIZES LISTED	
KSC-1212	Soil end knife clamp for 1 X 2 shank	Weight not available
KSC-385	Soil end knife clamp for 1-1/4" Square shank	Weight not available
KSC-125SP	4" horiz stabilizer Plate for KSC-384 & 1-1/4" square shanks	Weight not available

ITEM #	QUAN.	PART #	DESCRIPTION
1	1	KSC384B	STUD, 3/4-10 x 4 $\frac{1}{2}$
2	1	KSC384F	BOLT FLAT
3	1	LW6	3/4 SPLIT LOCK WASHER
4	1	N6	3/4 - 10 HEX NUT



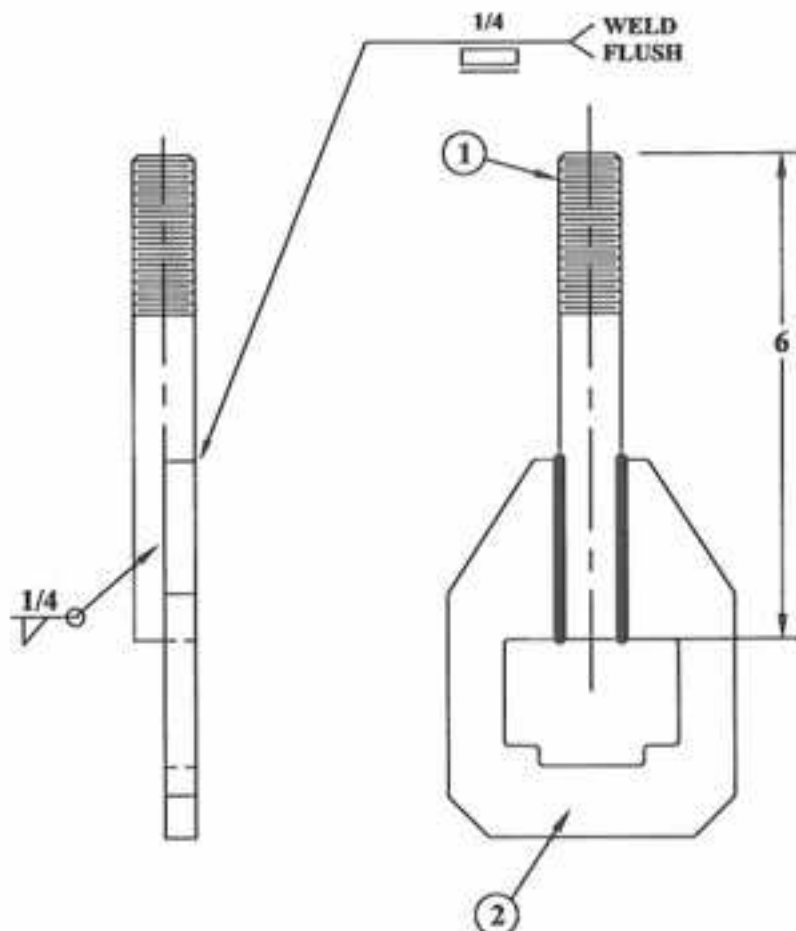
EYEBOLT, 4" V BAR FOR 1-1/4 SQ SHANKS ONLY

KSC-384i

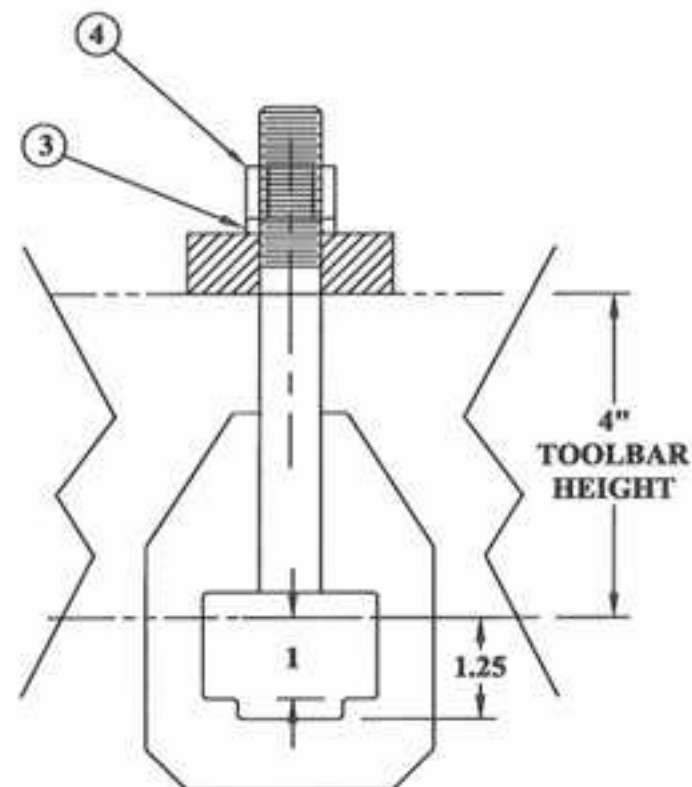


SHOWN ON TOOLBAR

-	-	-	-	TOLERANCE UNLESS OTHERWISE NOTED 0/0 +/- 1/32 0.00 +/- .020 0.000 +/- .005 0.0000 +/- .001 ANGLE +/- 1/2	<div>SHIELD</div> <div>AGRICULTURAL EQUIPMENT</div>	
-	-	-	-			
-	-	-	-		DRAWN BY: SHORES	DATE: 5\29\07
-	-	-	-		CHECKED BY: -	DATE: -
REV.	BY	DATE	DESCRIPTION			
DESCRIPTION EYEBOLT, 4" V BAR FOR 1-1/4 SQ SHANKS ONLY				MATERIAL WELDMENT & ASSEMBLY	PART NO. KSC-384i	REV. -



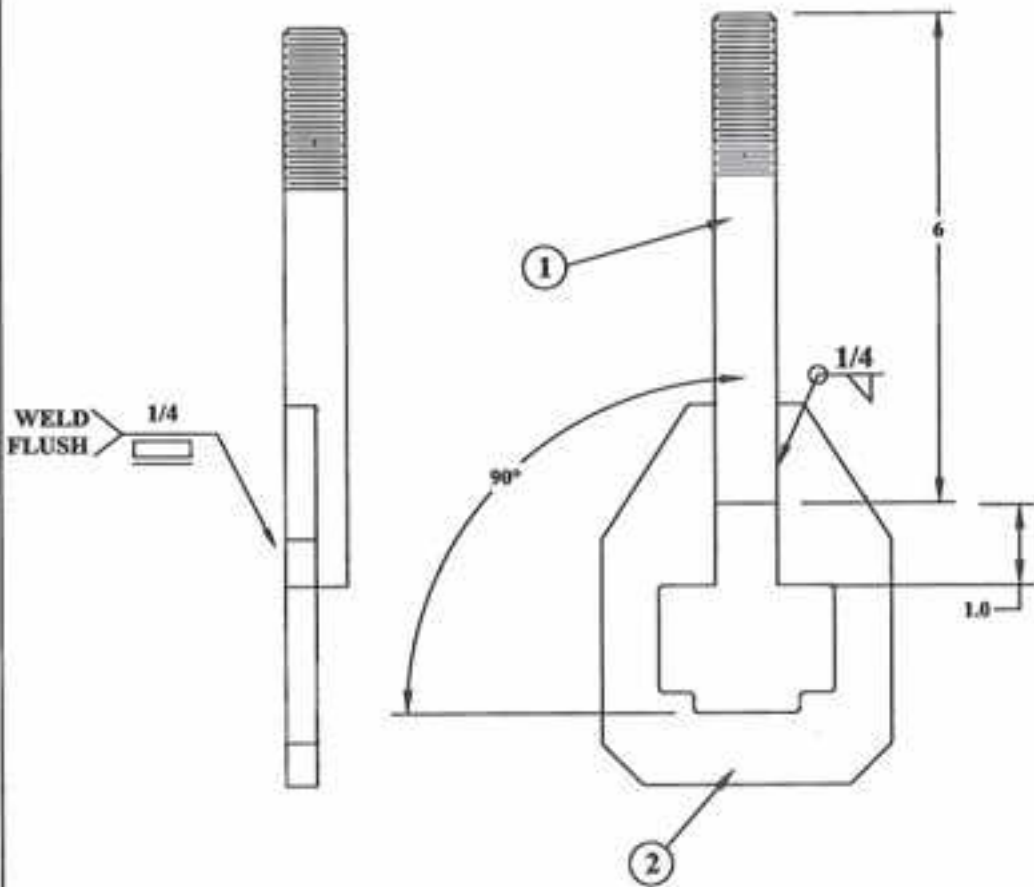
EYEBOLT, 4"V BAR, 1-1/4 SQ or 1-1/4 X 2 SHANKS
KSC-384i1142



SHOWN ON TOOLBAR

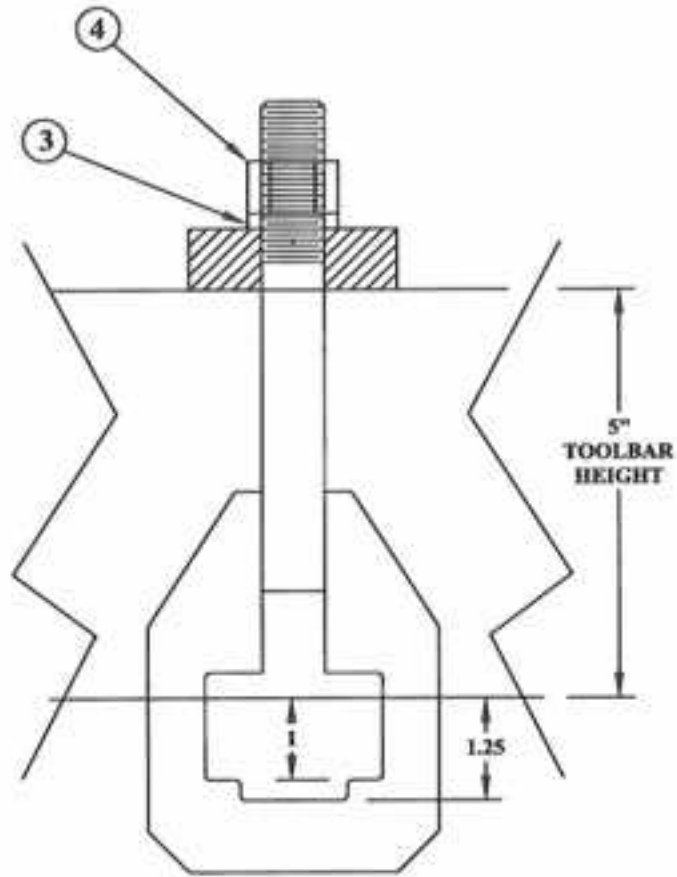
-	-	-	-	TOLERANCE UNLESS OTHERWISE NOTED 0/0 +/- 1/32 0.00 +/- .020 0.000 +/- .005 0.000 +/- .001 ANGLE +/- 1/2	SHIELD AGRICULTURAL EQUIPMENT	DRAWN BY: SHORES	DATE: 05-30-07
-	-	-	-			CHECKED BY: -	DATE: -
-	-	-	-				
-	-	-	-				
-	-	-	-				
REV.	BY	DATE	DESCRIPTION				
DESCRIPTION EYEROLT. 4"V BAR. 1-1/4 SO or 1-1/4 X 2 SHANKS				MATERIAL WELDMENT & ASSEMBLY	PART NO. NSC-384H1142	REV. -	

ITEM #	QUAN.	PART #	DESCRIPTION
1	1	KSC386BLT	3/4-10 x 6 STUD
2	1	KSC386B	PLATE FOR KSC-386
3	1	LW6	3/4 SPLIT LOCK WASHER
4	1	N6	3/4 - 10 HEX NUT



EYEBOLT, 5" V BAR, 1-1/4 SQ, 1X2 OR 1-1/4 X 2 SHANKS

KSC-386i5



SHOWN ON TOOLBAR

-	-	-	-
-	-	-	-
-	-	-	-
-	-	-	-
REV.	BY	DATE	DESCRIPTION

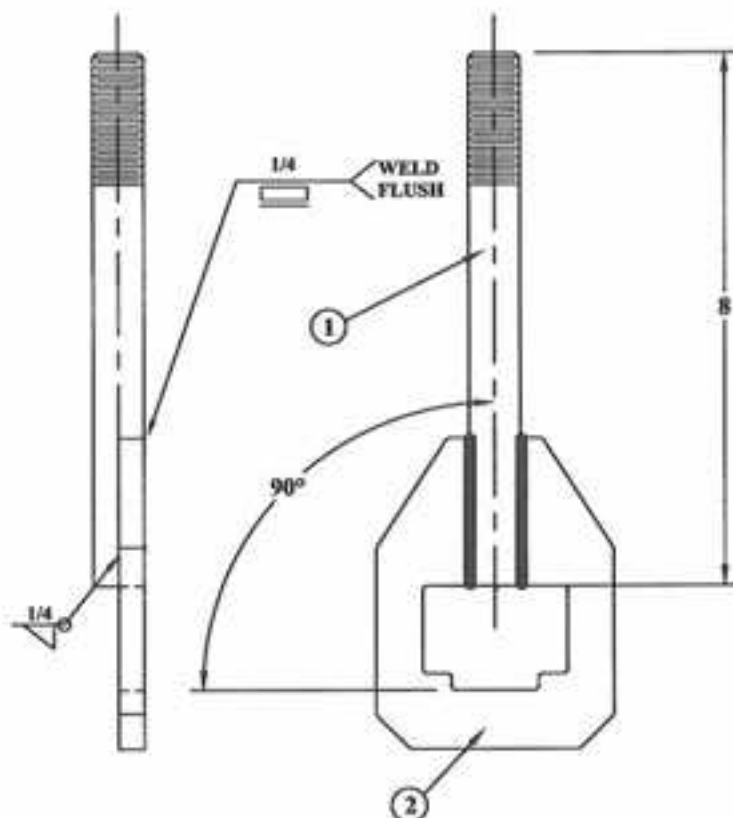
TOLERANCE UNLESS OTHERWISE NOTED
0/0 +/- 1/32
0.00 +/- .020
0.000 +/- .003
0.0000 +/- .001
ANGLE +/- 1/2

SHIELD
AGRICULTURAL EQUIPMENT

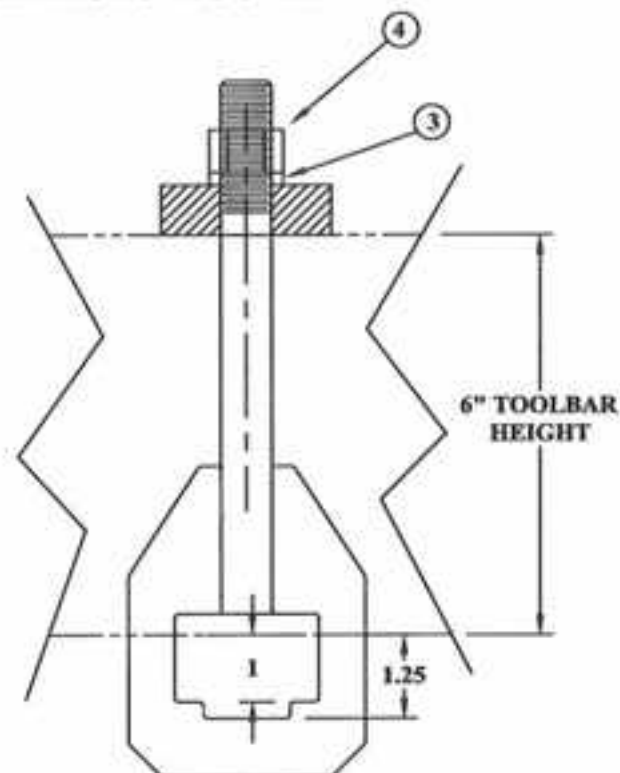
DRAWN BY: SHORES	DATE: 05-30-07
CHECKED BY: -	DATE: -

DESCRIPTION EYEBOLT, 5" V BAR, 1-1/4 SQ, 1X2 OR 1-1/4 X 2 SHANKS	MATERIAL WELDMET & ASSEMBLY	PART NO. KSC-386i5	REV. -
--	---	------------------------------	-----------

ITEM #	QUAN.	PART #	DESCRIPTION
1	1	KSC386HLT2	3/4-10 x 8 STUD
2	1	KSC386B	PLATE FOR KSC-386
3	1	LW6	3/4 SPLIT LOCK WASHER
4	1	N6	3/4 - 10 HEX NUT



EYEBOLT, 6" V BAR, 1-1/4 SQ, 1X2 OR 1-1/4 X 2 SHANKS
THIS PART NUMBER IS KSC-386I6
REPLACES KSC-384I-6SP



SHOWN ON TOOLBAR

-	-	-	-
-	-	-	-
-	-	-	-
-	-	-	-
REV.	BY	DATE	DESCRIPTION

TOLERANCES UNLESS
OTHERWISE NOTED

0.00 ± 1/32
0.00 ± .020
0.000 ± .005
0.0000 ± .001
ANGLES ± 1/2

SHIELD
 AGRICULTURAL EQUIPMENT

DESIGN BY: **SHORES**

DATE: **05-30-07**

CHECKED BY:

DATE:

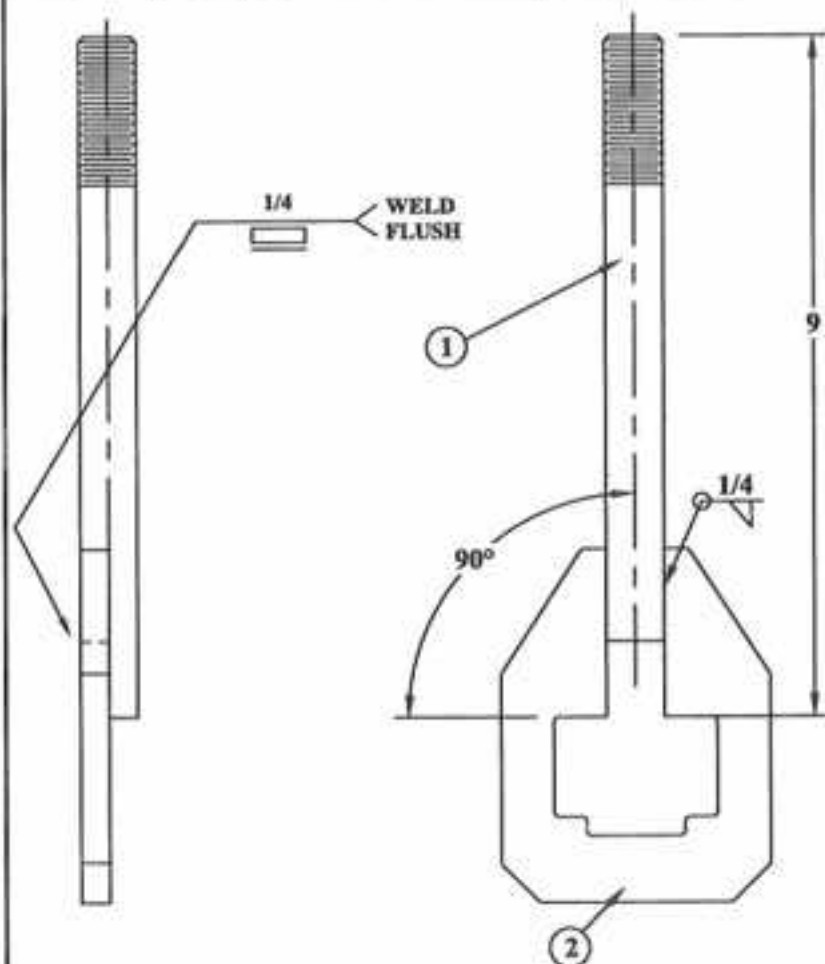
EYEBOLT, 6" V BAR, 1-1/4 SQ, 1X2 OR 1-1/4 X 2 SHANKS

WELDMENT & ASSEMBLY

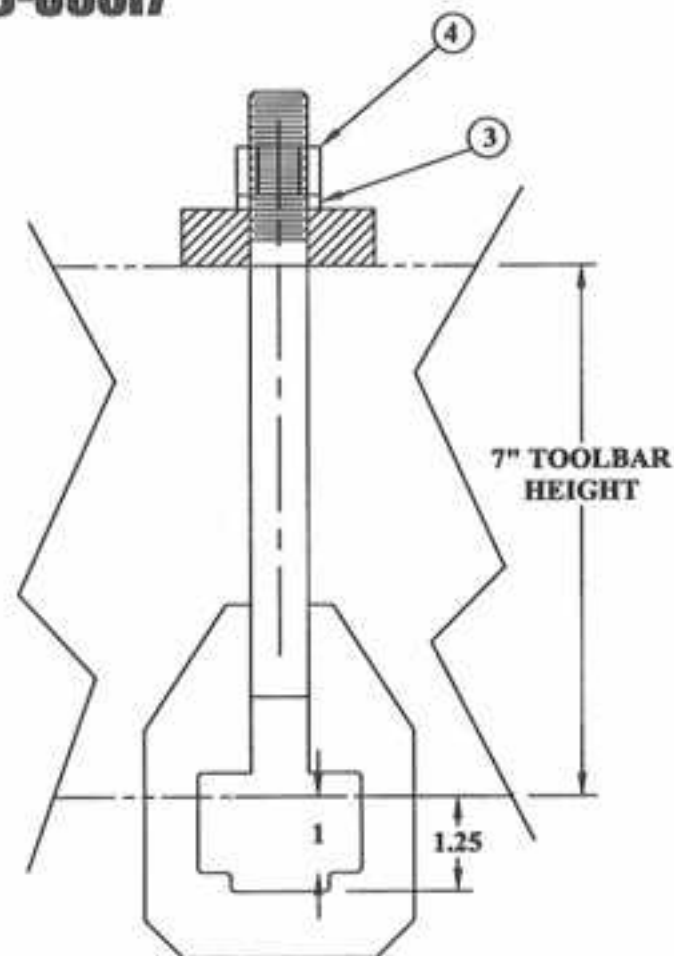
PART NO. KSC-386I6

REV.
-

ITEM #	QUAN.	PART #	DESCRIPTION
1	1	KSC386BLT2	3/4-10 X 8 STUD
2	1	KSC386B	PLATE FOR KSC-386
3	1	LW6	3/4 SPLIT LOCK WASHER
4	1	N6	3/4 - 10 HEX NUT



EYEBOLT, 7" V BAR, 1-1/4 SQ, 1X2 OR 1-1/4 X 2 SHANKS KSC-386i7

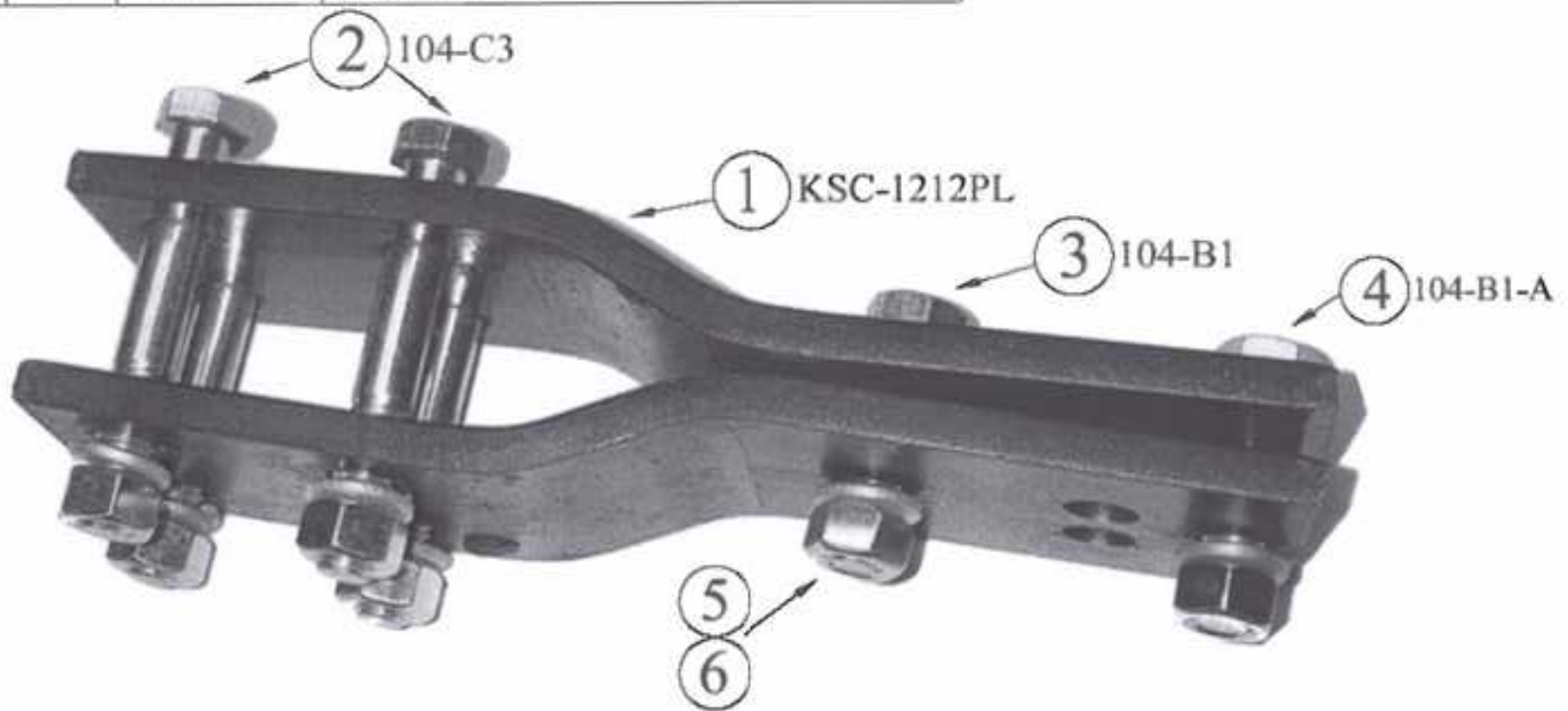


SHOWN ON TOOLBAR

-	-	-	-	TOLERANCE UNLESS OTHERWISE NOTED	SHIELD AGRICULTURAL EQUIPMENT DRAWN BY: SHORES DATE: 05-31-07 CHECKED BY: DATE:
-	-	-	-	0/0 +/- 1/32	
-	-	-	-	0.00 +/- .020	
-	-	-	-	0.000 +/- .005	
-	-	-	-	0.0000 +/- .001	
REV.	BY	DATE	DESCRIPTION	ANGLE +/- 1/2	PART NO. KSC-386i7 REV. -
DESCRIPTION EYEBOLT, 7" V BAR, 1-1/4 SQ, 1X2 OR 1-1/4 X 2 SHANKS				MATERIAL WELDMENT & ASSEMBLY	


ITEM #	QUAN.	PART #	DESCRIPTION
1	2	KSC-1212PL	KSC-1212 SIDE PLATE 2/CLAMP
2	4	104-C3	HHCS, 1/2-13 X 3 1/2 GR5 BOLT
3	1	104-B1	HHCS, 1/2- 13 X 2 GRADE 5
4	1	104-B1-A	HHCS, 1/2- 13 X 2 GRADE 2
5	6	N4	1/2- 13 HEXNUT
6	6	LW4	1/2" LOCKWASHER

KNIFE CLAMP FOR 1X2 SHANK
THAT DOES NOT HAVE SOIL
END HOLES IN THE SHANK

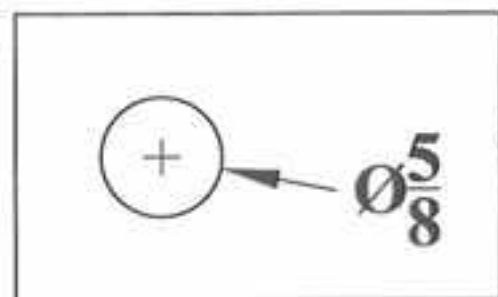
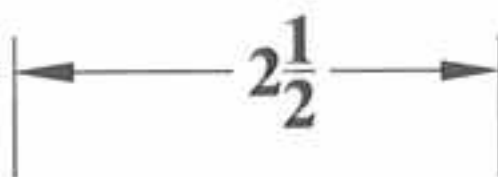


-	-	-	-	TOLERANCE UNLESS OTHERWISE NOTED 0.00 +/- 1/32 0.00 +/- .000 0.000 +/- .000 0.0000 +/- .001 ANGLE +/- 1/2	<div> <div>SHIELD</div> <div>AGRICULTURAL EQUIPMENT</div> <div> DRAWN BY: SBORES CHECKED BY: - </div> <div> DATE: 02/17/09 DATE: - </div> </div>
-	-	-	-		
-	-	-	-		
-	-	-	-		
-	-	-	-		
REV.	BY	DATE	DESCRIPTION		
			DESCRIPTION	MATERIAL	PART NO.
			Knife Clamp to Shank for 1X2" Shank	ASSEMBLY	KSC-1212
					REV. -

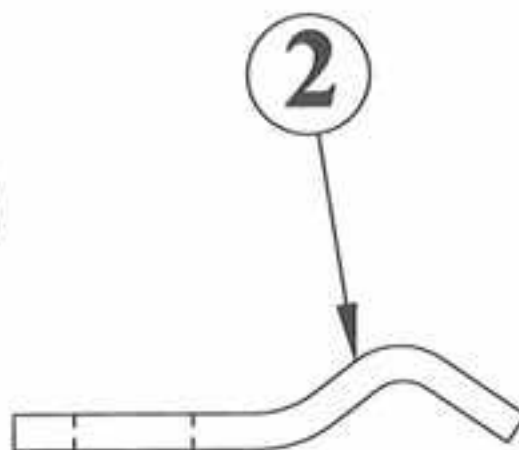


-	-	-	-	TOLERANCE UNLESS OTHERWISE NOTED 0/0 +/- 1/32 0.03 +/- .020 0.002 +/- .003 0.0000 +/- .001 ANGLES +/- 1/2		DRAWN BY: SHORES CHECKED BY: -	DATE: 02/16/09 DATE: -	PART NO. KSC-125SP	REV. -
-	-	-	-						
-	-	-	-						
-	-	-	-						
-	-	-	-						
REV.	BY	DATE	DESCRIPTION						
DESCRIPTION				MATERIAL		PART NO.		REV.	
Stabilizer for KSC-384 with 1 1/4" Square Shanks				3/16 X 6" A36 Bar stock (S36)		KSC-125SP		-	

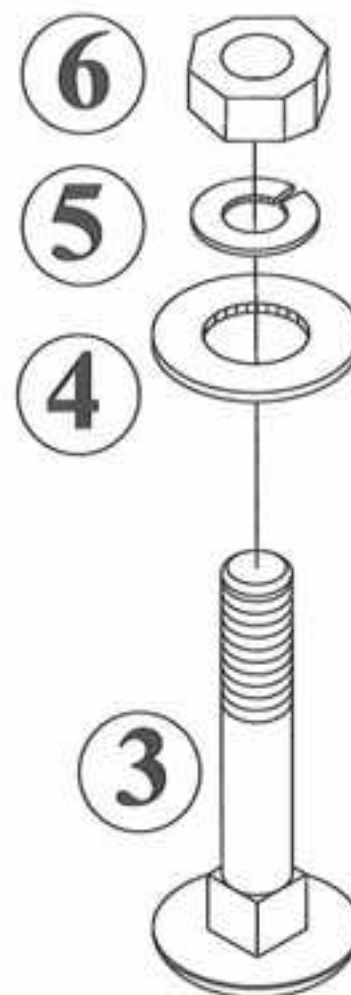
ITEM #	QUAN.	PART #	DESCRIPTION
1	1	KSC-05310140	INNER CLAMP, FLAT
2	1	KSC-05310130	OUTER CLAMP, DOUBLE BREAK
3	1	AP-590429	1/2-13 X 2 CARRIAGE BOLT, GR5
4	1	MF4	1/2" FLAT WASHER
5	1	LW4	1/2" LOCK WASHER
6	1	N4	1/2-13 NUT



1/2 X 1-1/2



3/16 X 1-1/2"



-	-	-	-	TOLERANCE UNLESS OTHERWISE NOTED 0/0 +/- 1/32 0.50 +/- .020 0.000 +/- .005 0.0000 +/- .001 ANGLE +/- 1/2	SHIELD AGRICULTURAL EQUIPMENT
-	-	-	-		
-	-	-	-		
NC	AL	01-14-08	Release For Production		
REV.	BY	DATE	DESCRIPTION		DRAWN BY: ALINK DATE: 01-14-08
					CHECKED BY: DATE:
DESCRIPTION HDWRE KIT, LIQUID NOZZLE CLAMP				MATERIAL ASSEMBLY	PART NO. KSC-0531010 REV. NC

① →
3/16" x 1½" x 2½"
Double Break



② →
3/16" x 1½" x 2⅜"
Single Break

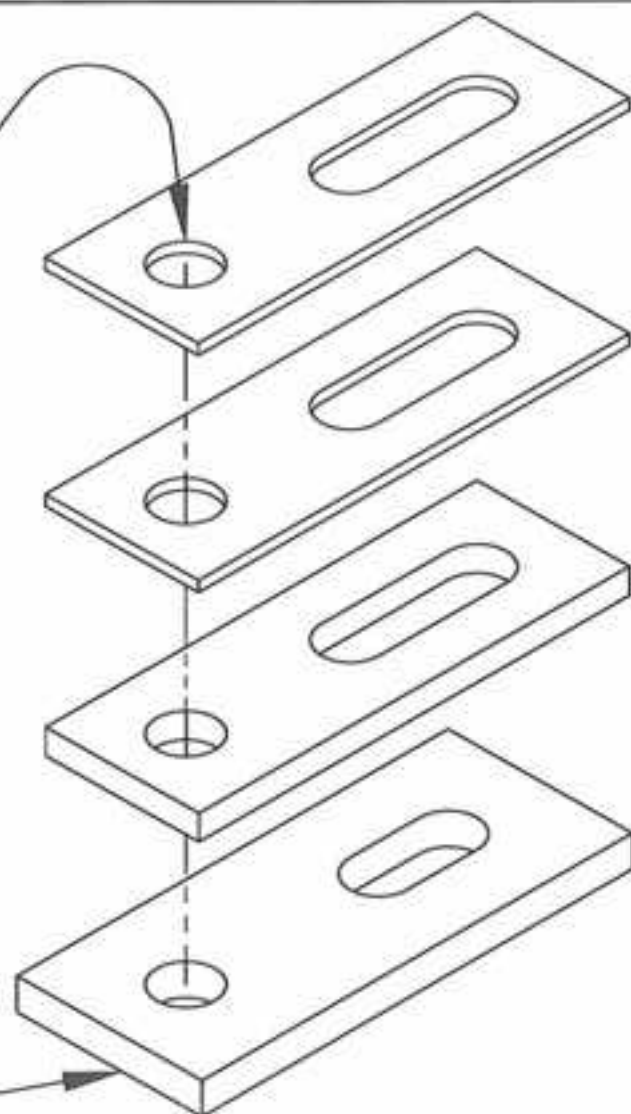
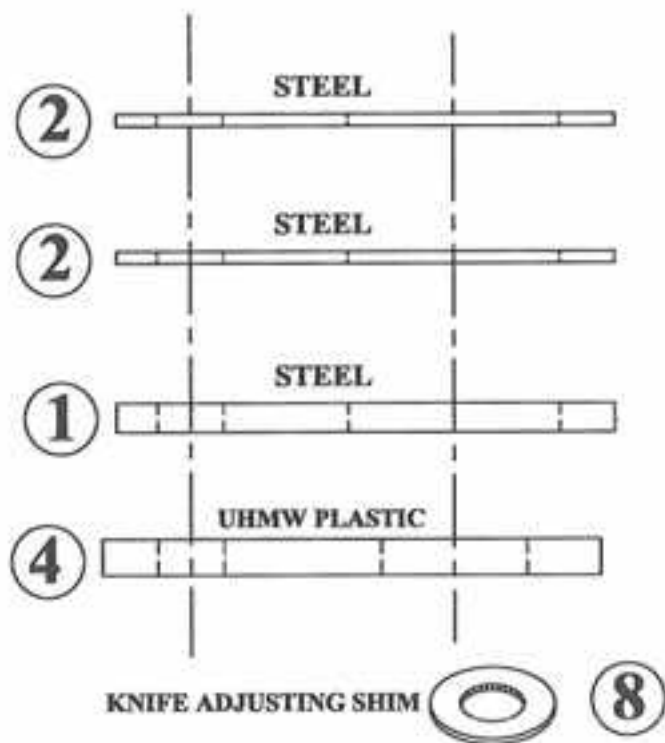


ITEM 1 KSC-05310130-DMI
ITEM 2 KSC-05310140-DMI

Paint - Gloss Black Enamel

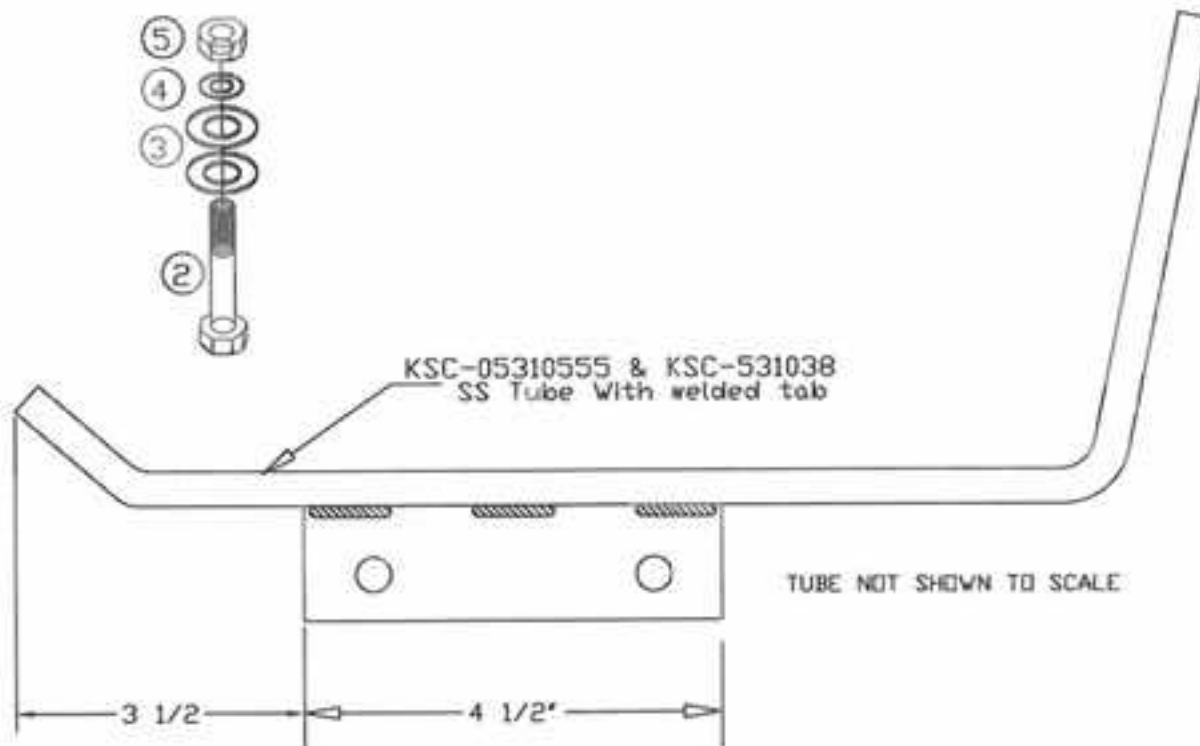
-	-	-	-	TOLERANCE UNLESS OTHERWISE NOTED 0/0 +/- 1/16 0.00 +/- .020 0.000 +/- .010 0.0000 +/- .001 ANGLE +/- 2	SHIELD AGRICULTURAL EQUIPMENT			
-	-	-	-					
-	-	-	-		DRAWN BY: SHORES	DATE: 10/15/09		
-	-	-	-					
-	-	-	-					
REV.	BY	DATE	DESCRIPTION	CHECKED BY: _			DATE: _	
DESCRIPTION DMI 28-rig liquid nozzle clamps				MATERIAL Clamp set			PART NO. KSC-05310130 & 0140-DMI	REV. NC

ITEM #	QUAN.	PART #	DESCRIPTION
1	1	K-SS1/4	KNIFE COVER PLATE, 1/4"
2	2	K-SS12ga	12 ga Shim, K-SS
3	2	AP-500430	1/2-13 X 2-1/2 CARRIAGE BOLT, GR5
4	1	CPG-2	CUSHION BLOCK FOR 26" SWEEPS
5	2	MF4	1/2" FLAT WASHER
6	2	LW4	1/2" LOCK WASHER
7	2	N4	1/2-13 NUT
8	2	SHIM	KNIFE ADJUSTING SHIM



-	-	-	-	TOLERANCE UNLESS OTHERWISE NOTED 0/0 +/- 1/32 0.00 +/- .020 0.000 +/- .005 0.0000 +/- .001 ANGLE +/- 1/2	SHIELD AGRICULTURAL EQUIPMENT	DRAWN BY: ALINK	DATE: 05-19-08
-	-	-	-				
NC	AL	05-19-08	Release For Production			CHECKED BY: -	DATE: -
REV.	BY	DATE	DESCRIPTION				
DESCRIPTION HARDWARE KIT, K5S				MATERIAL ASSEMBLY	PART NO. K-5SHDWREKIT	REV. NC	

ITEM #	QUAN	PART NUMBER	DESCRIPTION
1	1	KSC-05310555 & KSC-531038	Tube weldment with tab
2	2	AP-500453	5/16-18 X 1-1/4" HHCS
3	4	DW2	5/16 SAE Flat Washer
4	2	LW3	5/16" LOCK WASHER
5	2	N7	5/16-18 Hex Nut Plated



-	-	-	-	TOLERANCE UNLESS OTHERWISE NOTED	SHIELD AGRICULTURAL EQUIPMENT DRAWN BY: BERGMER DATE: 2/11/88 CHECKED BY: DATE:
-	-	-	-	0/0 +/- 1/32	
-	-	-	-	0.00 +/- .020	
-	-	-	-	0.000 +/- .005	
-	-	-	-	0.0000 +/- .001	
REV.	BY	DATE	DESCRIPTION	AMOUNT +/- 1/2	
DESCRIPTION COULTER ARM TUBE W/ HARDWARE				MATERIAL	PART NO. KSC-05310166 REV. -

DMI REPLACEMENT PARTS PRICING 2010 SHIELDAG 800-798-1968

DMI NUMBER	SHIELD NUMBER	Description
DMI04663200	KSC-466320	COLTER PIVOT,
DMI05019000	KSC-384i	Eye BOLT ASS'Y, 4X4 bar, 1X2 ONLY
DMI05019000	KSC-384i1142	Eye bolt assy 4X 4 bars 1-1/4 coils or 1 X 2
	KSC-384i-6SP	SUB TO KSC-386i6
	KSC-386i6	Eye bolt assy 6" V X 4" H bars, 1-1/4 or 1 X 2
DMI05021000	KSC-384TP	Plate-UPPER for 4 X 4" Bar
	KSC-384TP-6	Plate-UPPER for 6" HORIZONTAL BAR (4X6)
DMI09232000	KSC-1244	RIGID SH MTG
DMI17620020	KSC-466360-MB14	MACHINE BUSH, thin
DMI17620030	KSC-466360-MB10	MACHINE BUSH, thick
DMI28163311	KSC-466300-HUB	Q633 HUB ASSY
DMI28363331	KSC-466300-SPL	SPINDLE, Q633
DMI28463300	KSC-909911	DUST CAP
DMI495-11081	KSC-913608	WASHER, 3/4"
04663150	KSC-466315	COLTER SHAFT, 20"
04663140	KSC-466315	COLTER SHAFT, 24"
	KSC-466315-C	Safety Collar for shaft
04663410	KSC-466340	COULTER MNT
04691745-2	KSC-444442	COULTER mnt for 1-1/2 shaft
438-32840	KSC-466360-RP716	Roll pin 7/16 X 3
5310130	KSC-05310130-DMI	Outer clamp, double break, cartridge clamp
5310140	KSC-05310140-DMI	Inner clamp, single break, cartridge clamp

**NOTES: ShieldAg's KSC-466315 colter shaft is
UNIVERSAL for both 20" and 24" applications**

**NOTES: Shield offers the KSC-466315-C safety collar
STANDARD on all our row units**

**NOTES: WHEN YOU ORDER a KSC-466315, you get
two roll pins and the safety collar**

Hot Products bulletin from ShieldAg and Acra-Plant

Corporate executives talk about “synergy” and we never understood what it meant. I think it means this: At ShieldAg and Acra-Plant, we’ve combined terrific products from both of our lines to design an Acra-Plant Trash Whipper™ for use on our ShieldAg fertilizer row units. The Acra-Plant Trash Whipper™ was originally patented by Acra-Plant in the early 1980’s. There are 1000’s of rows of Trash Whippers on planters all over the country. With the advent of less-till fertilizer application and strip till, there is a need for a universal mounting bracket to allow the farmer to install whatever row cleaner they want on their row units. Now you have that choice:



KSC-466237 bracket fits on any 1-3/4” diameter row unit stem, whether made by ShieldAg or DMI/CNH.

AP-TW466 Acra-Plant Trash Whipper™ pins to the bracket.

The bracket also accepts any row cleaner made by Sunco, Dawn, Martin, Yetter and others with the 2” square tubing stem.

TO ORDER:

KSC-466237 Universal Trash Whipper Mount complete, accepts any 2” square stem

AP-TW466 Trash Whipper™ assembly for KSC row units

This assembly comes complete with the 12” and 13” notched blade assemblies. The blade-mount allows customers to change the angle of attack of the blades and change blade stagger to easily adapt to changing crop and ground conditions. This unit is designed specifically for the KSC-466360 and KSC-466370 20” and 24” coulter arm assemblies, the KSC-531002 liquid row unit, and CNH/DMI factory row units.

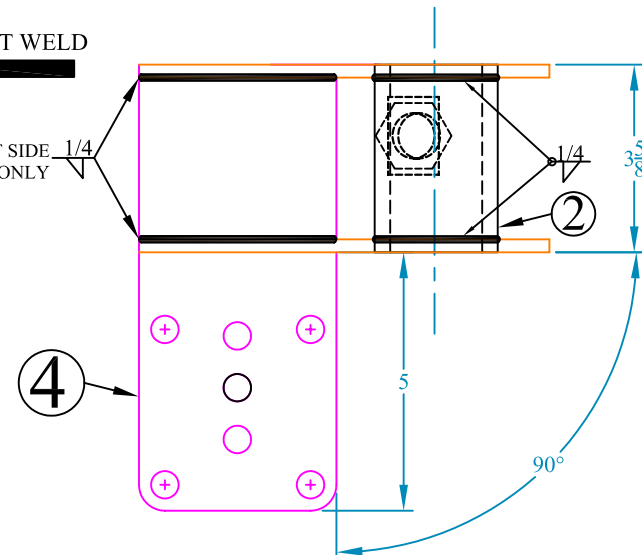
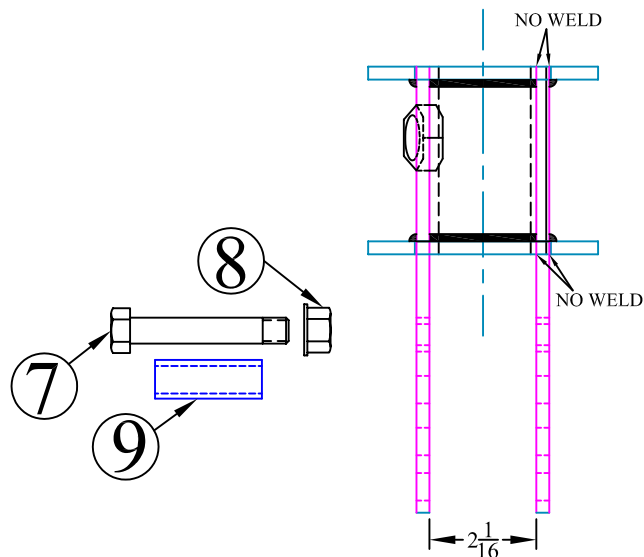
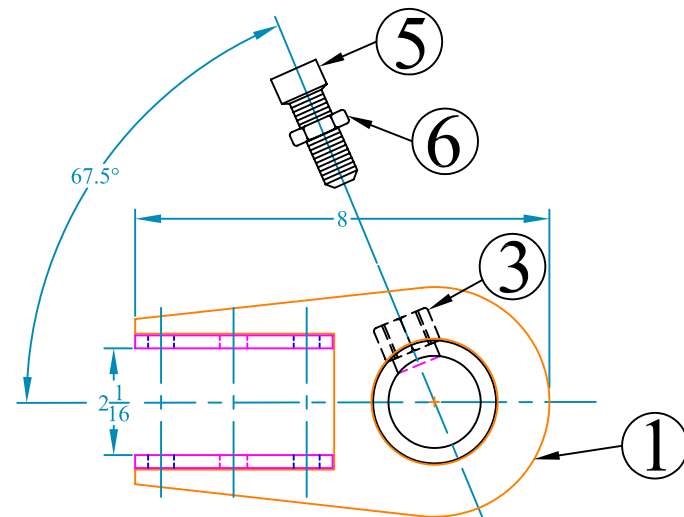



www.shieldag.com
(800) 798-1968
www.acraplant.com



PO Box 687 • Hutchinson, KS 67504-0687 • (620) 662-7482 Fax

ITEM #	QUAN.	PART #	DESCRIPTION
1	2	FRC001	ROW CLEANER MOUNT TUBE MTG PLATE
2	1	KSC-466340-BMT	BAR MTG TUBE 2-3/8 X 3-5/8
3	1	N6H	NUT, HEX HEAVY, 3/4-10 GR2 NO PLATING
4	2	FRC002	ROW CLEANER SIDE PLATE
5	1	106-B1	SET SCREW 3/4-10 X2 SQ HEAD CUP PT
6	1	N6J	NUT, HEX JAM, 0.750 3/4" PLATED
7	4	104-C1	HHCS, GRADE5, 0.5x3.00 1/2x3" BOLT
8	4	AP-500587	1/2-13 SERRATED FLANGE NUT ZINC
9	4	FRC003	TRASH WHIPPER MOUNT SPACER



-	-	-	-	TOLERANCE UNLESS OTHERWISE NOTED 0/0 +/- 1/16 0.00 +/- .020 0.000 +/- .005 0.0000 +/- .001 ANGLE +/- 2	<div> <div>  </div> <div> DRAWN BY: ALBRIGHT DATE: 6/1/09 </div> </div> <div> CHECKED BY: _ DATE: _ </div>
-	-	-	-		
-	-	-	-		
-	-	-	-		
REV.	BY	DATE	DESCRIPTION		
DESCRIPTION COULTER ROW CLEANER MOUNT				MATERIAL WELDMENT	PART NO. KSC-466237 REV. NC

DRAWN BY: **ALBRIGHT**

DATE: 6/1/09

CHECKED BY:

DATE:

ShieldAg New Product

KSC-666460 Rolling Basket with CONVEX (“pumpkin”) basket

KSC-666461 Rolling Basket with CONCAVE basket

For Strip-Till and Conventional Bars

- Installs on any 1 X 2 or 1-1/4 X 2 “Flat Way” shank
- Low-draft—unit just “trails” the shank without adding load
- Works in conjunction with any standard disc sealer system
- Smooth and form your berm for optimized wintering and spring planting
- Improves seed-to-soil contact during planting season
- Assists in sealing fertilizer products in the ground
- Choice of Berm-builder baskets—concave or convex, YOUR CHOICE
- NEW for 2010—transport lock to minimize damage while roading



KSC-666460 with Convex “pumpkin” basket



Perfect Shaping and Soil Control !

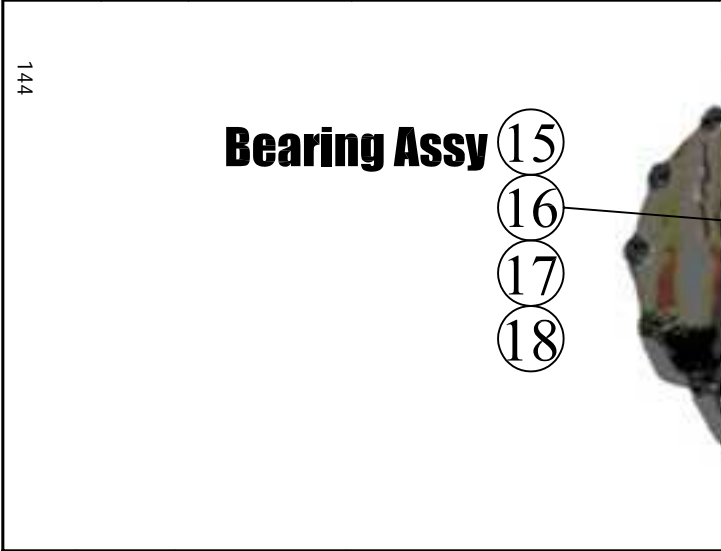


www.shieldag.com
(800) 798-1968
www.acraplant.com

PO Box 687 • Hutchinson, KS 67504-0687 • (620) 662-7482 Fax



ITEM #	QUAN.	PART #	DESCRIPTION
1	1	KSC-666460	Complete assy with 10" CONVEX (Pumpkin) basket
2	1	KSC-666461	Complete assy with 10" CONCAVE (Inward) basket
3	1	KSC-666462	10" CONCAVE (Inward) basket only CFI-1B
4	1	KSC-666463	10" CONVEX (Pumpkin) basket only CFI-1A
5	1	KSC-666464	Arm Weldment only, no basket, no hinge, no hardware CFI-54
6	1	KSC-666465	Hinge plate weldment CFI-71
7	1	KSC-666466	Black poly bumper pad CFI-54N
8	2	AP-505525	U-bolt, 1/2 X 2 X 2-1/2
9	4	N4	1/2-13 Hex Nut
10	4	LW4	1/2" SAE helix lock washer
11	4	MF4	1/2" SAE Flat washer
12	1	106-F2	3/4-10 X 6" Hex head bolt, Gr 5
13	1	LN6	3/4-10 Nylock Nut
14	1	531063	7/16-18 X 2-3/4" Flat head socket screw
15	2	NPS100RPC	NPS 100 RPC National brg w/ collar
16	4	52M-2ZP	52M-2ZP Bearing flange
17	4	ZK1-2	5/16-18 X 1 carriage bolt
18	4	LN2	5/16-18 lock nut
19	1	LN4	7/16-18 Flange lock nut



-	-	-	-
-	-	-	-
-	-	-	-
-	-	-	-
REV.	BY	DATE	DESCRIPTION

DESCRIPTION	Berm conditioner basket	MATERIAL	Assembly	PART NO.	KSC-666460	REV.	NC
-------------	-------------------------	----------	----------	----------	------------	------	----

KSC-666460 Assembly with CONVEX (pumpkin) basket
KSC-666461 Assembly with CONCAVE (inward) basket



KSC-666460 NC

TOLERANCE UNLESS OTHERWISE NOTED
0/0 +/- 1/16
0.00 +/- .020
0.000 +/- .010
0.0000 +/- .001
ANGLE +/- 2

SHIELD
AGRICULTURAL EQUIPMENT

DRAWN BY: SHORES	DATE: 7/1/10
CHECKED BY: -	DATE: -

NEW FROM SHIELD AG

Shank conversion for Orthman 1tRIPr

- Heat treated 5160 shank to eliminate bent shanks
- Converts 1tRIPr to standard fertilizer knives
- Knife adapters optimize knife working angle
- DROP IN adaptability, no cutting/welding/grinding
- Wide selection of fertilizer knives available, from NH₃, liquid or combinations for dry applicators



S-1336SVORTH



Shown with NH₃/Dry knife



Shown with conventional knife

INCREASE THE VERSATILITY OF YOUR ORTHMAN 1tRIPr with the ShieldAg conventional knife conversion kit.



**INNOVATION IN AGRICULTURE FROM
SHIELDAG**

800-798-1968

www.shieldag.com

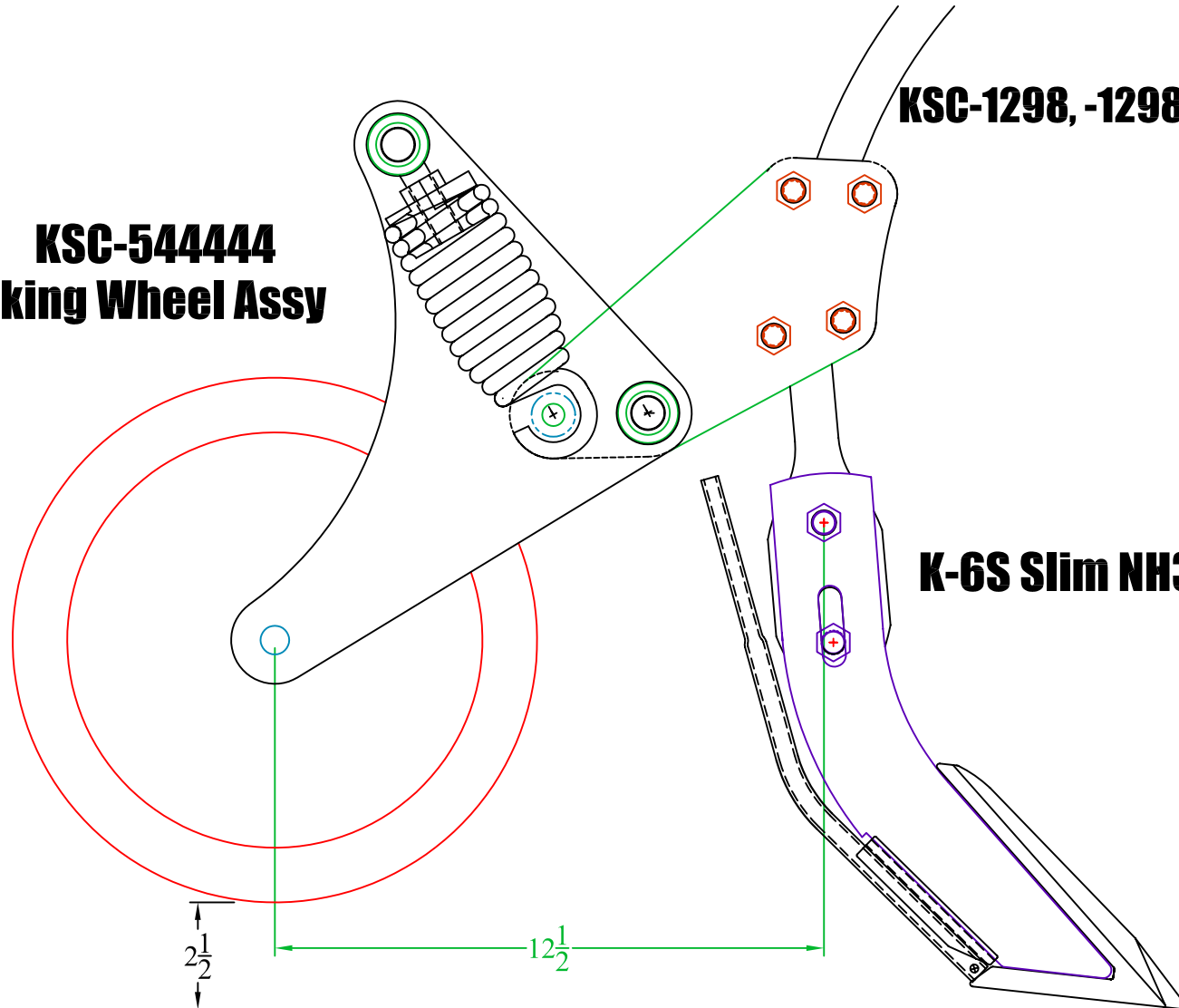
www.acraplant.com

www.shieldagconveyors.com

KSC-544444 Packing Wheel Assy

KSC-1298, -1298WP or KSC-1295 Shank

K-6S Slim NH3 knife



-	-	-	-
-	-	-	-
-	-	-	-
-	-	-	-
REV.	BY	DATE	DESCRIPTION

**TOLERANCE UNLESS
OTHERWISE NOTED**

0/0 +/- 1/32

0.00 +/- .020

0.000 +/- .005

0.0000 +/- .001

ANGLE +/- 1/2

SHIELD
AGRICULTURAL EQUIPMENT

DRAWN BY: SHORES

DATE: 7/9/09

CHECKED BY: _

DATE: _

DESCRIPTION Hi-speed knife and sealing/packing wheel

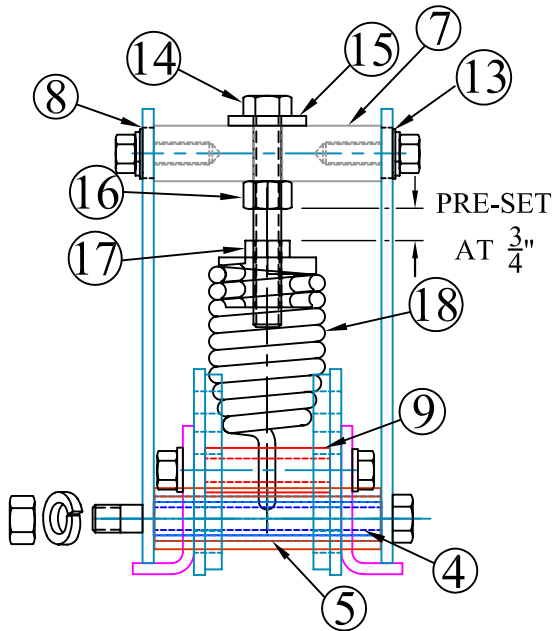
MATERIAL Installation

PART NO. ASSY

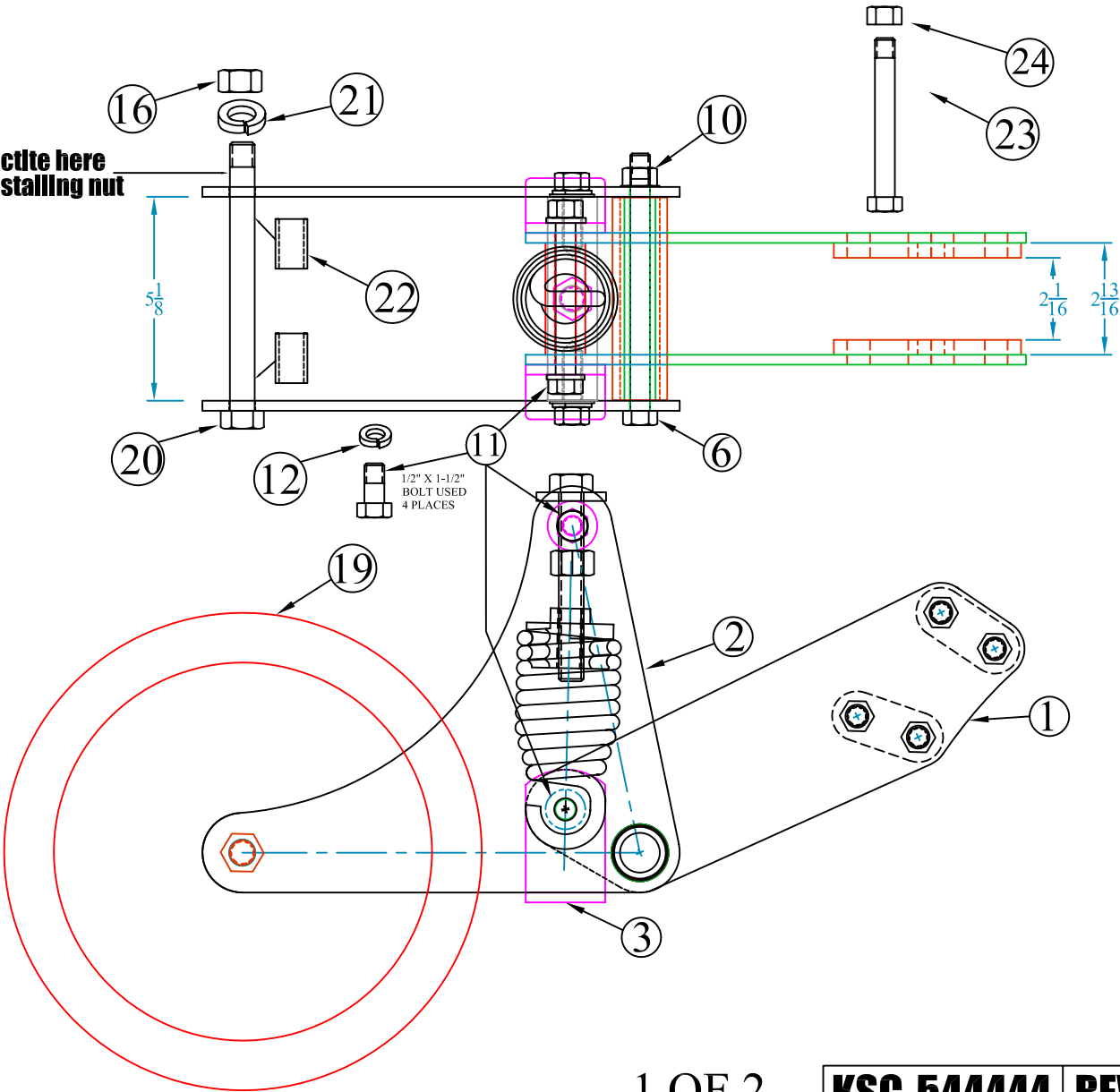
REV. NC

BILL OF MATERIALS
ON SHEET 2

Apply ONE DROP of Blue Loctite here
Apply to threads of bolt before installing nut



WHEEL AXLE HARDWARE ONLY SHOWN IN THIS VIEW
(1/2 X 6-1/2" BOLT NOT SHOWN IN THIS VIEW)



1 OF 2

KSC-544444 REV A

-	-	-	-	TOLERANCE UNLESS OTHERWISE NOTED 0/0 +/- 1/16 0.00 +/- .020 0.000 +/- .005 0.0000 +/- .001 ANGLE +/- 2	SHIELD AGRICULTURAL EQUIPMENT	
-	-	-	-			
-	-	-	-			
-	-	-	-			
A	MB	11/01/2010	ADDED ITEM 24, 1/2-13 Top lock nut	DRAWN BY: SHORES CHECKED BY: _ DATE: 7/9/09	DATE: 7/9/09	
REV.	BY	DATE	DESCRIPTION		DATE: _	
DESCRIPTION			MATERIAL		PART NO. KSC-544444	
Toolbar packing wheel 4 X 12 for 1 X 2 shank			ASSEMBLY			REV. A

Item #	Quantity	Part Number	Description	<div>2 OF 2</div> <div><div>KSC-544444</div><div>A</div></div> <div><div>TOLERANCE UNLESS OTHERWISE NOTED</div><div>0/0 +/- 1/16</div><div>0.00 +/- .020</div><div>0.000 +/- .005</div><div>0.0000 +/- .001</div><div>ANGLE +/- 2</div></div> <div><div>SHIELD</div><div>AGRICULTURAL EQUIPMENT</div><div><div>DRAWN BY: SHORES</div><div>DATE: 7/9/09</div></div><div><div>CHECKED BY: _</div><div>DATE: _</div></div></div>						
1	1	KSC-544443	SHANK MOUNT WELDMENT							
2	2	BE0008	FERTILIZER PRESS WHEEL ARM PLATE							
3	2	BE0006	FERTILIZER PRESS WHEEL ARM STOP							
4	1	BE0009	HINGE BEARING							
5	1	BE0011	HINGE SPACER							
6	1	104-D6.5	HHCS, 1/2-13 X 6-1/2							
7	1	BE0012	UPPER SPRING MOUNT							
8	2	BE0013	UPPER SPRING MOUNT SPACER							
9	1	BE0014	LOWER SPRING MOUNT							
10	1	AP-500587	1/2-13 SERRATED FLANGE NUT ZINC							
11	4	AP-500488	BOLT, HHCS, 0.50x1.50 1/2x1.50" G5/ZINC							
12	4	LW4	WASHER, SPLIT LOCK, 0.500 1/2"							
13	2	MF4	WASHER, FLAT, 05.00 1/2"							
14	1	AP-500512	HHCS, ALL THREAD, 0.625x4.50" 5/8x4.5 G5							
15	1	AP-500621	WASHER, FLAT SAE, 0.625 5/8" ZINC							
16	2	N5	NUT, HEX, 0.6250 5/8-11" PLATED GRADE 5							
17	1	AP-300055	ADU MAIN SPRING NUT 3/8" SPRING							
18	1	AP-300196	ADU MAIN SPRING 0.375" 3/8"							
19	1	AP-510723	PRESS WHEEL, 4x12 V-GROOVE W/40mm BEARING							
20	1	AP-510716	HHCS, 5/8 X 6-1/2 GR 5							
21	1	LW5	WASHER, SPLIT LOCK, 0.625 5/8"							
22	2	AP-501540	ADU PRESS HEEL AXLE SPACER							
23	4	104-D4	HHCS, GRADE 5, 1/2x4" BOLT							
24	4	AP-500584	Nut, 1/2-13 Top Lock							
-	-	-	-	<div>2 OF 2</div> <div><div>KSC-544444</div><div>A</div></div> <div><div>TOLERANCE UNLESS OTHERWISE NOTED</div><div>0/0 +/- 1/16</div><div>0.00 +/- .020</div><div>0.000 +/- .005</div><div>0.0000 +/- .001</div><div>ANGLE +/- 2</div></div> <div><div>SHIELD</div><div>AGRICULTURAL EQUIPMENT</div><div><div>DRAWN BY: SHORES</div><div>DATE: 7/9/09</div></div><div><div>CHECKED BY: _</div><div>DATE: _</div></div></div>						
-	-	-	-							
-	-	-	-							
A	MB	11/01/2010	Added item 24, 1/2-13 top lock nut							
REV.	BY	DATE	DESCRIPTION							
DESCRIPTION			Toolbar packing wheel 4 X 12 for 1 X 2 shank	MATERIAL		ASSEMBLY	PART NO.	KSC-544444	REV.	A

This page intentionally left blank

ShieldAg 800-798-1968 www.shieldag.com

STRAIGHT FROM THE **HEARTLAND** **SHIELDAG.COM**



CALL THE DEALER **NEAREST YOU**

PHONE: (620) 662-7221 (800) 798-1968

FAX: (620) 662-7482

MAILING: PO BOX 687 • HUTCHINSON, KS 67504

SHIPPING: 950 SCOTT BLVD • SOUTH HUTCHINSON, KS 67505

