

STRAIGHT FROM THE HEARTLAND

2020 - 2021



**FERTILIZER
CATALOG**

800-798-1968
SHIELDAG.COM



Quality Agricultural Equipment

Manufacturers of:

V-Blades • Sweeps • Chisels & Spikes • Disc Blades • Drill Discs & Hoe Drill Points
Related Tillage & Planting Hardware • Fertilizer Knives • Shanks • Coulter Blades • Crop Savers
Precision Planting Equipment • Conservation Ripper Points • Strip Till Points • Fertilizer Row Units

Distributors of:

Belted Grain & Fertilizer Conveyors • Salt & Material Handling Conveyors • Seed Handling Equipment
Round Baler Belting • Milo Guards & Crop Savers

President

Mike Bergmeier – Ext. 301
Email: mjbergmeier@shieldag.com

Vice President

Angie Bergmeier – Ext. 311
Email: acbergmeier@shieldag.com

Sales Manager

Andy Klamm – Ext. 305
Cell: 620-728-8630
Email: adklamm@shieldag.com

Office

General Manager/Engineer
Logan Hurlbut – Ext. 315
Email: lhurlbut@shieldag.com

Inside Sales

Paul Ehler – Ext. 303
Cell: 620-728-8617
Email: prehler@shieldag.com

Accounting/Parts Department

Iris Devena – Ext. 308
Email: iddevena@shieldag.com

Shipping

Brenda Klug – Ext. 304
Email: shipping@shieldag.com

Warranty

ShieldAg warrants our products to be free of defects in materials and workmanship for a period of 180 days after the date of end user (consumer) purchase from the dealer. The warranty for whole goods equipment shall be exactly the warranty offered on these products by the original equipment manufacturer, and their individual warranties shall replace this warranty. This warranty does not apply to item(s), equipment or component parts that are found to have been subject to abuse or inadequate maintenance, that have been altered in any way or that have been used beyond their advertised capacity, rating or intended use. This warranty shall be for the repair or replacement of the defective item(s) at the sole discretion of ShieldAg. Any warranty replacement or repairs shall be subject to pro-rated consumer usage deductions as outlined below. Any warranty on tillage items expires after 1/2" of edge wear has occurred. Chrome products are warranted for defects in material and workmanship only, and the pro-rating system and 1/2" edge wear rule does not apply to chrome products. Chrome products are not guaranteed for use in rocky or frozen ground. This warranty does not extend to labor incurred in removal or replacement of any item(s). ShieldAg shall not be liable for incidental or consequential damages arising out of the use or inability to use the item(s) for any purpose whatsoever.

Execution of consumer rights for warranty repair or replacement:

1. Consumer must provide the dealer with evidence of date of purchase of the item(s) to be considered for warranty. This evidence shall be in the form of a copy of the invoice or bill of sale for the item(s) and this evidence shall accompany the item(s) alleged to be defective.
2. The dealer shall provide ShieldAg with #1, above, and with a copy of the ShieldAg invoice to the dealer for the same item(s).
3. The ShieldAg Territory Manager or the dealer shall complete a ShieldAg Returned Goods Authorization (RGA) for the item(s) alleged to be defective. It is the dealer's responsibility to return the item(s) to ShieldAg at the dealer's expense; however, the Territory Manager may elect to return the item(s) to ShieldAg via our truck. Extension of this courtesy does not constitute the final decision to authorize warranty replacement or repair for the item(s).
4. Upon receipt of the item(s) alleged to be defective and the RGA, the ShieldAg engineering department will inspect the item(s). The engineering department will have sole discretion to authorize warranty replacement or repair.
5. ShieldAg engineering department shall assign the pro-rated wear factors to all item(s) subject to a warranty claim. Since the range of item(s) varies widely, the assignment of pro-rated wear factor deductions shall be done in good faith, working with the ShieldAg Territory Manager, the dealer and the consumer. In general, warranty will be pro-rated for wear up to 1/2" of edge wear on the item(s). Any warranty on tillage items expires after 1/2" of edge wear has occurred. The pro-rating system and 1/2" edge wear rule does not apply to chrome products.
6. ShieldAg will at its sole discretion replace or repair the item(s) found to be defective, less the pro-rated wear factors. ShieldAg will return the item(s) that have been repaired or replaced to the dealer including free return transportation via the mode of our choice.

Notes on Implied Warranties and Limitations

There is no implied warranty of merchantability or fitness for a particular purpose. Some states do not allow limitations on implied warranties of merchantability or fitness for a particular purpose, so this limitation may not apply in a given state. Some states do not allow the exclusion or limitation of incidental or consequential damages, so this limitation may not apply in a given state. This warranty gives dealers and consumers specific rights. There may be other rights that vary from state to state.

Shipments & Returns

This “Shipments and Returns Policy” outlines the rights and obligations of ShieldAg dealers with regards to discrepancies in shipments and returns of unsold items to ShieldAg.

Shipments

ShieldAg must be informed of any shortages in shipments within ten (10) days of the arrival of that shipment or shipments at the dealer or end user (in the case of drop-shipments from ShieldAg to the end user). Shortages for truck shipments via LTL, UPS or other common carrier should be forwarded to the carrier for adjustment via freight claim. Shortages deemed by ShieldAg corporate office or our Territory Managers to be our responsibility will be corrected through a credit on the account of the dealer or through replacement of the item(s) that were missing from the shipment. It is the sole responsibility of the dealer to count the item(s) received on shipments and to make appropriate claims for shortages within ten (10) days of the receipt of the item(s).

Execution of dealer rights for shipments:

1. Dealer shall provide ShieldAg with a copy of the ShieldAg packing slip (pick list) highlighting the item(s) that were alleged to be missing. A copy of the packing slip is to be faxed or mailed to ShieldAg within ten (10) days of the receipt of the shipment.
2. The ShieldAg Territory Manager may at our discretion be asked to visit the dealer and examine the shipment and shortage prior to extending credit or replacing the items.
3. ShieldAg will at its sole discretion replace the missing item(s) or credit the dealer account for the net dealer cost of the item(s) found to be missing. If replaced, ShieldAg will replace the missing item(s) to the dealer including free return transportation via the mode of our choice.

Returns

ShieldAg will accept the return of new item(s) originally purchased into dealer stock from ShieldAg for a period of one (1) year from the date of original purchase from ShieldAg. Any acceptance of new item(s) older than one (1) year shall be subject to individual negotiation by the Territory Manager and corporate management of ShieldAg. ShieldAg reserves the right to refuse or accept returned merchandise. All items returned must be current to the stream of commerce in the geography where originally sold to the dealer and not deemed to be obsolete due to acts of nature or naturally occurring changes in consumer preference. All new items returned shall be in merchantable condition and shall not require repackaging, rework or repainting. Returned item(s) shall be subject to a twenty percent (20%) restocking charge. Returned item(s) shall **not** be accepted unless authorized in advance and in writing according to the “Execution of dealer rights for returned goods” outlined below.

Execution of dealer rights for returned goods:

1. Dealer shall provide ShieldAg with a copy of the original invoice for the item(s) to be returned and a written explanation of the reason for return.
2. The ShieldAg Territory Manager or the dealer shall complete a ShieldAg Returned Goods Authorization (RGA) for the item(s) to be returned. Upon inspection of the original invoice and the written explanation for return, the Territory Manager will authorize return of the item(s) for inspection and subsequent credit. It is the dealer’s responsibility to return the item(s) to ShieldAg at the dealer’s expense; however, the Territory Manager may elect to return the items(s) to ShieldAg via our truck. Extension of this courtesy does not constitute the final decision to extend return credit for the item(s).
3. Upon receipt of the item(s) and the RGA, ShieldAg will inspect the items for merchantability and general condition. Credit on account will only be applied after the items have been inspected and accepted. Credit against the dealer account receivable will be applied **less** the twenty percent (20%) restocking charge. There will be **no cash refunds** for returned items. The Territory Manager will communicate (to the dealer) acceptance (or rejection) of the returned goods and the final credit amount.

ShieldAg INDEX TO FERTILIZER CATALOG 2010

SECTION 1 Description

| | |
|----------------|--|
| Page 1 | DF-1PM IMPROVED "MOLE" Deep Furrow Knives |
| Page 2 | K-2 Series Upright Fertilizer Knives |
| Page 3 | K-4 Series Frontswept Fertilizer Knives |
| Page 4 | K-4 Series Slim, Backswept, Hi-Speed & Coulter Rig Knives |
| Page 5 | Strip Till Points For Fertilizer Applicators |
| Page 6 | Chisel Plow Knives and Chisel Plow and Sweep Tubes |
| Page 7 | Acra-Plant Quick Change Knives and Points |
| Page 8 | Fertilizer Shanks--Drawings are in Section 2 |
| Page 9 | Tool Bar Mounts--Drawings are in Sections 5--8 |
| Page 10 | Eyebolts (lollipops), soil end knife clamps and service parts |
| | Rigid clamps and eyebolts are in Section 10 |
| Page 11 | Hardware (nuts and bolts) |
| Page 12 | Coulter blades |

| | |
|-------------------|---|
| SECTION 2 | Shank drawings, all ShieldAg shanks |
| SECTION 3 | Row unit selection guide |
| SECTION 4 | Standard Coulter Row Units |
| SECTION 5 | Rigid Coulter Mounts |
| SECTION 6 | Rigid Coulter-Shank Mounts (C-S Mounts) |
| SECTION 7 | Spring-Loaded Coulter-Shank Mounts |
| SECTION 8 | Spring-Loaded S-series spring bundles |
| SECTION 9 | U-Bolts |
| SECTION 10 | Eyebolt sets and rigid shank mounts |
| SECTION 11 | Individual Eyebolts, Soil-end knife clamps and 1-1/4 Stabilizer plate |
| SECTION 12 | Knife and Liquid Tube mtg Hardware |
| SECTION 13 | DMI Replacement parts crossover index |
| SECTION 14 | Trash Whipper, Berm Conditioner, Orthman Conversion, Hi-Speed Packer Wheel |



www.shieldag.com
(800) 798-1968
www.acraplant.com



PO Box 687 • Hutchinson, KS 67504-0687 • (620) 662-7482 Fax

This page intentionally left blank

ShieldAg 800-798-1968 www.shieldag.com

SHIELDAG FERTILIZER KNIVES



All DF deep furrow knives are supplied with the DF1PM improved casting
 DF-1PM/ST series knives are designed for strip till applications
 For heavy-duty strip till applications, see the section of ST-series strip till points

STANDARD DF-1PM Deep Furrow Knives, 1/2" X 2-1/2" X 16" Tall

Drawings for knives following this page are in the order shown in this table

| Part # | Description | DRAWING | Weight |
|----------------------|---|------------|--------|
| DF-1PM | Single 3/8" NH3 tube | yes | 7.2 |
| DF-1PM/O | Single 3/8" open end tube | yes | 7.2 |
| DF-1PM/1/2A | Single 1/2" NH3 tube | yes | 7.3 |
| DF-1PM/3/4DA | 3/8" NH3 & 3/4" vapor tube | yes | 7.8 |
| DF-1PM/DA | 3/8" NH3 & 3/8" open end tubes | yes | 7.6 |
| DF-1PM/DA/O | Dual open end 3/8" tubes | yes | 7.6 |
| DF-1PM/2DA | 3/8" NH3 & 1/2" open end tubes | yes | 7.8 |
| DF-1PM/1/2A/3/4DA | 1/2" NH3 & 3/4" open end tubes | | 8.2 |
| DF-1PM/1/2A/1/2DA | 1/2" NH3 & 1/2" open end tubes | | 7.9 |
| DF-1PM/1/2A/3/8DA | 1/2" FRONT NH3 & 3/8" REAR open end tubes | | 7.8 |
| DF-1PM/DA/3/4 | 3/8" NH3 & 3/8" open end tubes and 3/4 vapor tube | | 8.4 |
| DF-1PM/112DA | 3/8" NH3 & 1-1/2" dry tubes, conventional | yes | 9.6 |
| DF-1PM/112DAR | 3/8" NH3 & 1-1/2" dry tube, conventional, dry tube BENT RIGHT | | 9.6 |
| DF-1PM/112 | Knife with 1-1/2" dry tube only, conventional | | 9.5 |
| DF-1PM/112DA/HF | SUB TO DF-1PM/ST/112DA | | |
| DF-1PM/112DA/3/4 | 3/8" NH3, 3/4" Vapor & 1-1/2" dry tubes, conventional | yes | 10.6 |
| DF-1PMDATS | Dual App tube saver, 3/8" drilled front tube, no rear tube | yes | 7.0 |
| DF-1PM/WOT | No tube with single tube saver | yes | 6.8 |
| DF-1PM/WOTS | No tube, no tube saver | yes | 6.7 |
| DF-1PM/ST | Single 3/8" NH3 tube with Strip till protection | STRIP TILL | yes |
| DF-1PM/ST/DA/TB-18 | 3/8" NH3, TB-18 tubes, with Strip till protection | STRIP TILL | yes |
| DF-1PM/ST/3/4DA | 3/8" NH3 & 3/4" open end tubes and strip till protection | STRIP TILL | yes |
| DF-1PM/ST/DA/3/4 | 3/8" NH3 X 3/4 vapor X 3/8" (TB-18) and strip till protection | STRIP TILL | yes |
| DF-1PM/ST/DA/1/2 | 3/8" NH3 X 3/8" (TB-18) X 1/2 vapor and strip till protection | STRIP TILL | yes |
| DF-1PM/ST/112 | 1-1/2" dry tube only, Strip Till protection | STRIP TILL | yes |
| DF-1PM/ST/112DA | 3/8" NH3 & 1-1/2" dry tubes, Strip Till protection | STRIP TILL | yes |
| DF-1PM/ST/1/2A/112DA | 1/2" NH3 & 1-1/2" dry tubes, Strip Till protection | STRIP TILL | yes |

| Part # | Replacement Parts for Deep Furrow Knives | Weight |
|------------|--|--------|
| DF1PM | Knife point | 1.65 |
| DNC-200 | Single tube saver | 0.35 |
| DNC-202 | Dual tube saver | 0.56 |
| TB-2/DF | 3/8" tube drilled | 0.30 |
| TB-2/O | 3/8" tube open end | 0.30 |
| TB-4/O | 3/8" tube open end | 0.30 |
| K2TB1/2A | 1/2" tube drilled | 0.53 |
| K2TB1/2A/O | 1/2" tube open end | 0.53 |
| K2TBDA3/4 | 3/4" tube open end | 0.74 |
| K4TB112DA | 1-1/2" dry tube | 0.75 |
| K4T1/2DAS | Knife strap for adding secondary tubes | 0.06 |
| KTWS-01 | 4-segment chrome extension for knife front | 0.34 |

NOTE: Special Configurations available for ANY Shield knife

K-2T**K-2T/PLSPL****K-2T/3/4DA**

STANDARD K-2T Upright 1/2" X 2-1/2" X 16" tall Knives

Drawings for knives following this page are in the order shown in this table

| Part # | Description | DRAWING | Weight |
|-------------------------|---|---------|--------|
| K-2T | Single 3/8" NH3 tube | YES | 6.2 |
| K-2T/O | Single 3/8" open end tube | YES | 6.2 |
| K-2T/1/2A | Single 1/2" NH3 tube | YES | 6.4 |
| K-2T/1/2A/O | Single 1/2" open end tube | YES | 6.4 |
| K-2T/1/2A/PLSPL | Single 1/2" NH3 tube with sealer | YES | 7.1 |
| K-2T/1/2DA | 3/8" NH3 & 1/2" open end tubes | YES | 7.1 |
| K-2T/1/2DA/PLSPL | 3/8" NH3 & 1/2" open end tubes with sealer | | 7.8 |
| K-2T/1/2A/1/2DA | 1/2" NH3 & 1/2" open end tubes | | 7.1 |
| K-2T/1/2A/1/2DA/PLSPL | 1/2" NH3 & 1/2" open end tubes with sealer | | 7.8 |
| K-2T/1/2A/3/4DA | 1/2" NH3 tube with 3/4 vapor tube | YES | 7.2 |
| K-2T/1/2A/3/4DA/PLSPL | 1/2" NH3 tube with 3/4 vapor tube and sealer | YES | 7.8 |
| K-2T/1/2A/PLSPL/LOWER | Single 1/2" NH3 tube with sealer lower position | | 7.8 |
| K-2T/1/2A/O/3/4DA | 1/2" open end tube with 3/4 vapor | YES | 7.2 |
| K-2T/1/2A/O/3/4DA/PLSPL | 1/2" open end tube with 3/4 vapor and sealer | YES | 7.8 |
| K-2T/3/4DA | 3/8" NH3 & 3/4" open end tubes | YES | 7.2 |
| K-2T/O/3/4DA | 3/8" OPEN & 3/4" open end tubes | YES | 7.2 |
| K-2T/3/4DA/PLSPL | 3/8" NH3 & 3/4" open end tubes with sealer | YES | 7.8 |
| K-2T/O/3/4DA/PLSPL | 3/8" OPEN & 3/4" open end tubes with sealer | YES | 7.8 |
| K-2T/O/112DA | 3/8" open end tube with 1-1/2" dry tube | YES | 8.6 |
| K-2T/O/112DA/3/4 | 3/8" open end tube with 1-1/2" dry tube and 3/4 vapor on back | | 9.0 |
| K-2T/O/1/2DA/O | 3/8" open and 1/2" open tubes | | 7.1 |
| K-2T/O/1/2DA/O/3/4DA | 3/8" open and 1/2" open tubes and 3/4 vapor tube | | 7.6 |
| K-2T/DA | 3/8" NH3 & 3/8" open end tubes | YES | 7.0 |
| K-2T/DA/O | 3/8" and 3/8" open end tubes | YES | 7.0 |
| K-2T/DA/3/4 | 3/8" NH3 & 3/8" open and 3/4" vapor | YES | 7.6 |
| K-2T/DA/O/3/4 | Dual 3/8" and 3/8" open end tubes and 3/4 vapor | | 7.6 |
| K-2T/DA/1/2 | 3/8" NH3 & 3/8" open and 1/2" vapor | YES | 7.2 |
| K-2T/DA/PLSPL | 3/8" NH3 & 3/8" open end tubes with sealer | | 7.7 |
| K-2T/O/PLSPL | Single 3/8" OPEN tube with sealer | YES | 7.0 |
| K-2T/PLSPL | Single 3/8" NH3 tube with sealer | YES | 7.0 |
| K-2TDATS | Dual app tube saver and single 3/8" drilled tube | YES | 6.4 |
| K-2TDATS/O | Dual app tube saver and single 3/8" open-end tube | YES | 6.4 |
| K-2T/WOT | Single tube saver and NO TUBE | YES | 6.0 |

| Part # | Replacement Parts for K-2T Knives | Weight |
|-------------|--|--------|
| 500 | Knife point | 1.00 |
| DNC-200 | Single tube saver | 0.35 |
| DNC-202 | Dual tube saver | 0.56 |
| TB-3 | 3/8" tube drilled | 0.30 |
| TB-2/O | 3/8" tube open end | 0.30 |
| K2TB1/2A | 1/2" tube drilled | 0.53 |
| K2TB1/2A/O | 1/2" tube open end | 0.53 |
| K2TBDA3/4 | 3/4" tube open end | 0.74 |
| SPL-4NEW | Sealer, will fit single & dual app tubes to 1/2" | 0.60 |
| SPL-4DANNEW | Sealer, will fit 3/4" dual application | 0.80 |
| K4T1/2DAS | Knife strap for adding secondary tubes | 0.06 |
| KTWS-01 | 4-segment chrome extension for knife front | 0.34 |

SHIELDAG Will CUSTOMIZE any K-2T knife for STRIP TILL Application
SPECIAL SEALER PLATES AND SEALER POSITIONS AVAILABLE !!

K-4T**K-4T/3/4DA**

SHIELDAG FRONT SWEEP KNIVES

STANDARD K-4T Forward Swept 1/2" X 2-1/2" X 16" tall knives

Drawings for knives following this page are in the order shown in this table

| Part # | Description | DRAWING | Weight |
|---------------------|---|---------|--------|
| K-4T | Single 3/8" NH3 tube | YES | 6.6 |
| K-4T/O | Single 3/8" open end tube | YES | 6.6 |
| K-4T/1/2A | Single 1/2" NH3 tube | YES | 6.7 |
| K-4T/1/2 | Single 1/2" Open End tube | | 6.7 |
| K-4T/1/2A/1/2DA | 1/2" NH3 and 1/2" Open end tubes | | 7.2 |
| K-4T/1/2/HFSPL | Single 1/2" Open End tube, hardfaced sealer | | 7.6 |
| K-4T/1/2A/HFSPL | Single 1/2" NH3 tube, hardfaced sealer | | 7.6 |
| K-4T/1/2A/PLSPL | Single 1/2" NH3 tube with plain sealer | | 7.5 |
| K-4T/1/2DA | 3/8" NH3 & 1/2" open end tubes | | 7.4 |
| K-4T/1/2DA/HFSPL | 3/8" NH3 & 1/2" open end tubes and hardfaced sealer | | 7.9 |
| K-4T/3/4DA | 3/8" NH3 & 3/4" open end tubes | YES | 7.4 |
| K-4T/3/4DA/PLSPL | 3/8" NH3 & 3/4" open end tubes and plain sealer | | 7.9 |
| K-4T/3/4DA/HFSPL | 3/8" NH3 & 3/4" open end tubes and hardfaced sealer | | 8.0 |
| K-4T/1/2A/3/4DA | 1/2" NH3 & 3/4" vapor tubes | | 7.6 |
| K-4T/DA | 3/8" NH3 & 3/8" open end tubes | YES | 7.2 |
| K-4T/DA/O | Dual 3/8" open end tubes | | 7.2 |
| K-4T/DA/HFSPL | 3/8" NH3 & 3/8" open end tubes with hardfaced sealer | | 7.7 |
| K-4T/DA/PLSPL | 3/8" NH3 & 3/8" open end tubes with plain sealer | | 7.6 |
| K-4T/HFSPL | Single 3/8" tube with hardfaced sealer | | 7.4 |
| K-4T/O/112DA | K-4T Strip Till with 3/8O & 1-1/2" dry tubes STRIP TILL | | 8.4 |
| K-4T/O/112DA/HF | K-4T Strip Till with 3/8O & 1-1/2" dry tubes STRIP TILL XTRA hardmetal | | 8.6 |
| K-4T/O/112DA/HF/3/4 | Strip till with 3/8OX3/4VX1-1/2 dry STRIP TILL XTRA hardmetal | | 9.3 |
| K-4T/112 | K-4T Strip Till with 1-1/2" dry tube only STRIP TILL w/o hard metal | | 8.2 |
| K-4T/O/114DA | K-4T Strip Till with 3/8O & 1-1/4" dry tubes CONVENTIONAL | | 7.8 |
| K-4T/PLSPL | Single 3/8" tube with plain sealer | YES | 7.3 |
| K-4TDATS | Knife shank with dual app tube saver and 3/8" NH3 tube | YES | 6.7 |

| Part # | Replacement Parts for K-4T Knives | Weight |
|-----------|--|--------|
| IOE | Knife point | 0.92 |
| DNC-200 | Single tube saver | 0.35 |
| DNC-202 | Dual tube saver | 0.56 |
| TB-4 | 3/8" tube drilled | 0.30 |
| TB-4/O | 3/8" tube open end | 0.30 |
| TB-2/O | 3/8" tube open end | 0.30 |
| K4TB1/2 | 1/2" tube open end | 0.53 |
| K2TB1/2A | 1/2" tube drilled | 0.53 |
| K4TB.5DA | 1/2" tube open end | 0.53 |
| K2TBDA3/4 | 3/4" tube open end | 0.74 |
| SPL-4/HF | Hardfaced sealer, will fit single & dual app tubes to 1/2" | 0.80 |
| SPL-4NEW | Plain sealer, will fit single & dual app tubes to 1/2" | 0.60 |
| K4T1/2DAS | Knife strap for adding secondary tubes | 0.06 |
| KTWS-01 | 4-segment chrome extension for knife front | 0.34 |

NEED A SPECIAL KNIFE FOR YOUR APPLICATION ? WE CAN DO IT !!

OUR CATALOG IS AVAILABLE ON LINE AT WWW.SHIELDAG.COM



K-4TS



K-4TSBS

**Widest selection of
narrow profile knives
in the industry !!**

Standard length "slim" knives, knives for coultter injection rigs

"high-speed" knives for standard applicators

Drawings for knives following this page are in the order shown in this table

| Part # | Description | DRAWING | Weight |
|-------------------|---|---------|--------|
| K-4TS | Single 3/8" NH3 tube | YES | 5.5 |
| K-4TS/O | Single 3/8" open-end tube | YES | 5.5 |
| K-4TS/1/2A | Single 1/2" NH3 tube | YES | 5.6 |
| K-4TS/1/2A/PLSPL | Single 1/2" NH3 tube with sealer | YES | 5.9 |
| K-4TS/1/2DA | Dual 3/8" NH3 & 1/2" open end tubes | | 6.5 |
| K-4TS/3/4DA | Dual 3/8" NH3 & 3/4" open end tubes | YES | 6.6 |
| K-4TS/DA | Dual 3/8" NH3 & 3/8" open end tubes | YES | 6.4 |
| K-4TS/DA/PLSPL | Dual 3/8" NH3 & 3/8" open end tubes with sealer | | 6.8 |
| K-4TS/HFSP | Single 3/8" NH3 tube with hardfaced sealer | | 6.0 |
| K-4TS/PLSPL | Single 3/8" NH3 tube with sealer | YES | 5.9 |
| K-4TS/PLSPL/LOWER | Single 3/8" NH3 tube with sealer lower position | | 5.9 |

Knives designed specifically for coultter injection rigs, lengths vary

| Part # | Description | DRAWING | Weight |
|-----------------|---|---------|--------|
| K-336070147BB | Boron Steel thin knife for DMI coultter rigs | YES | 4.2 |
| K-336070147BBST | Boron Steel thin knife for DMI coultter rigs with SURFA SHIELD | YES | 4.6 |
| K-5S | Thin Chrome knife for coultter injection systems | YES | 4.8 |
| K-5SB | Boron Steel thin knife for coultter injection rigs | YES | 4.0 |
| K-5SBSST | Boron Steel knife with SURFA SHIELD | YES | 4.4 |
| K-5SB/HF | Boron Steel thin knife for coultter injection rigs, hardfaced | YES | 4.2 |
| K-5SHDWREKIT | Hardware kit for thin knives, includes cushion | YES | 1.0 |

Slim (5/16" thick) high speed 13" tall knives for high speed NH3 and liquid applicators

| Part # | Description | DRAWING | Weight |
|---------------|---|---------|--------|
| K-6S | Slim (high speed) knife with 3/8" NH3 tube | YES | 5.5 |
| K-6S/DA | Slim (high speed) knife with dual 3/8" tubes | YES | 6.0 |
| K-6S/3/4DA | Slim (high speed) knife with 3/8" NH3 tube and 3/4 vapor tube | YES | 6.4 |
| K-6S/DA/3/4DA | Slim (high speed) knife with dual 3/8" tubes and 3/4 vapor tube | YES | 6.9 |

SEE OUR FERTILIZER CATALOG FOR HIGH SPEED PACKER WHEEL ASSEMBLIES DESIGNED TO ADAPT TO CONVENTIONAL RIGS !!

| Part # | Replacement Parts for K-4TS "Slim" Knives | Weight |
|-----------|---|--------|
| 716SM | Knife point | 0.73 |
| 100S | Single tube saver | 0.22 |
| 100DS | Dual tube saver | 0.35 |
| K4STB | 3/8" tube drilled | 0.30 |
| K4STB1/2A | 1/2" tube drilled | 0.50 |
| K4TB.5DA | 1/2" tube open end | 0.50 |
| K2TBDA3/4 | 3/4" tube open end | 0.70 |
| TB-2/O | 3/8" tube open end | 0.30 |
| SPL-4SNEW | Plain sealer | 0.50 |
| SPL-4S/HF | Hardfaced sealer | 0.60 |

K-4TSBS "Slim" Backswept Knives

| Part # | Description | DRAWING | Weight |
|----------------|--|---------|--------|
| K-4TSBS | 14" Tall 3/8" Backswept knife with 3/8" Tube | | 3.8 |
| K-4TSBSS | 14" Tall 3/8" Backswept knife with 3/8" Stainless Tube | | 3.8 |
| K-4TSBS/BORON | Forged 14" Tall 3/8" Backswept knife with 3/8" Tube | YES | 3.5 |
| K-4TSBS/BSST | Forged 14" Tall 3/8" Backswept knife with 3/8" Tube with SURFA SHIELD | YES | 3.6 |
| K-4TSBSS/1/2A | 14" Tall 3/8" Backswept knife with 1/2" Stainless Tube, open end | | 3.9 |
| K-4TTSBS | 17" Tall 3/8" Backswept knife with 3/8" Tube | | 5.0 |
| K-4TTSBSS | 17" Tall 3/8" Backswept knife with 3/8" Stainless Tube | | 5.0 |
| K-4TTSBSS/1/2A | 17" Tall 3/8" Backswept knife with 1/2" Stainless Tube | | 5.1 |

ShieldAg's ST-series Strip Till Points

optional
TB-18 tube



Designed specifically for 8-12" working depths
Acts as a subsoiler point to alleviate compaction
Knife tubes will deliver NH₃, liquid and acid programs
Dry tubes are available in 1-1/4", 1-1/2" and 1-3/4" diameter
Creates the optimum berm desired by strip-till farmers
Available in 16" and 18" lengths

ShieldAg's ST-16, the Strip Till Point of choice for side-mount rigs

Drawings for knives following this page are in the order shown in this table

| Part # | Description | DRAWING | Weight |
|--------------------|--|---------|--------|
| ST-16 REV A | 16" Strip Till point with 3/8 tube and strip till protection dual round punch | YES | 10.6 |
| ST-16 REV NC | 16" Strip Till point with 3/8 tube and strip till protection hole & slot punch | YES | 10.6 |
| ST-16DA | 16" Strip Till point with dual 3/8 tubes and strip till protection | YES | 10.9 |
| ST-16/3/4DA | 16" Point with 3/8 and 3/4 (vapor) tubes and strip till protection | YES | 11.4 |
| ST-16/1/2A | 16" Point with 1/2" tube and strip till protection | | 10.8 |
| ST-16/1/2DA | 16" Point with 3/8 and 1/2" tubes and strip till protection | | 11.1 |
| ST-16/112 | 16" Point with 1-1/2" dry tube and strip till protection | YES | 13.7 |
| ST-16/112DA REV A | 16" Point with 3/8 and 1-1/2" tubes and strip till protection dual round punch | YES | 14.0 |
| ST-16/112DA REV NC | 16" Point with 3/8 and 1-1/2" tubes and strip till protection hole & slot punch | YES | 14.0 |
| ST-16/112DA/1/2 | 16" Point with 3/8 and 1/2 and 1-1/2" tubes and strip till protection | | 14.4 |
| ST-16/112DA/3/4 | 16" Point with 3/8, 3/4 and 1-1/2" tubes and strip till protection | | 15.1 |
| ST-16/112DA/HF | 16" Point with 3/8 and 1-1/2" tubes and strip till protection, hardfaced | | 14.6 |
| ST-16/114 | 16" Point with 1-1/4" dry tube and strip till protection | | 13.6 |
| ST-16/114/114 | 16" Point with dual 1-1/4" dry tube and strip till protection | | 15.4 |
| ST-16/114DA | 16" Point with 3/8 and 1-1/4" dry tubes and strip till protection | | 13.8 |
| ST-16/DA/3/4 | 16" Strip Till point with 3/8 X 3/4 X 3/8 (TB-18) and strip till protection | YES | 11.6 |
| ST-16/5/8S | 16" Point with 5/8" stainless tube and strip till protection | | 11.2 |
| ST-16DA/1/2DA | 16" Point with 3/8, 1/2 and 3/8 tubes and strip till protection | | 11.6 |
| ST-16EX | SUB TO ST-16Wii/WOT | | |
| ST-16KL | 16" Point liquid using 3/8" TB-18, ships loose for custom applications | | 10.6 |
| ST-16Wii | 16" Point with 3/8 tube, special side plates and strip till protection | YES | 10.9 |
| ST-16Wii/DA | 16" Point with dual 3/8 tubes, special sides and strip till protection | YES | 11.2 |
| ST-16Wii/WOT | 16" Point with NO TUBE, special sides and strip till protection, EXACTRIX | | 11.0 |
| ST-16WOT | 16" Point with strip till protection and NO TUBE | YES | 10.4 |
| ST-16WOT/WOTS | 16" Point with NO TUBE, NO protection, for CUSTOM applications | | 10.0 |
| ST-18 | 18" Strip Till point with 3/8 tube and strip till protection | YES | 11.0 |
| ST-18/112DA | 18" Point with 3/8 and 1-1/2" tubes and strip till protection | | 14.4 |
| ST-18Wii/WOT | 18" Point with strip till protection and NO TUBE FOR EXACTRIX | | 11.4 |
| ST-18/WOT | 18" Point with strip till protection and NO TUBE | | 10.8 |
| ST-18/WOTS | 18" Point with strip till protection and NO TUBE, NO TUBE SAVER | | 10.2 |
| ST-18DA | 18" Strip Till point with dual 3/8 tubes and strip till protection | | 11.2 |
| ST-18DASS | 18" Strip Till point with dual 3/8" stainless tubes and strip till protection | | 11.2 |

| Part # | Replacement Parts for ST-series | Weight |
|------------------|---|--------|
| TB-18 | Phos (liquid) rear eject tube (bent back) | 0.20 |
| TB-2/O | 3/8" tube open end | 0.30 |
| K2TB1/2A | 1/2" tube drilled | 0.53 |
| K2TBDA3/4 | 3/4" tube open end | 0.74 |
| K4TB112DA | 1-1/2" dry tube | 0.75 |
| TB-4E | Replacement 3/8" back-drilled tube | 0.40 |
| TB-4EN | Replacement 3/8" tube, NOT DRILLED, for custom applications | 0.40 |
| ST-16/18Hdwrekit | Knife cover plate kit complete, including knife bolts | 0.50 |
| DF1ST | Point casting only | 2.84 |
| KTWS-01 | 4-segment chrome extension for knife front | 0.34 |
| K4TTARS | Strip till protection plate for ST-16Wii/Wot and series | 0.80 |
| K4TTARS-2 | Strip till protection plate for ST-16 standard series | 0.60 |
| K4TTARS-3 | Strip till protection plate for ST-series with dry tubes | 1.40 |

ST-series strip till points are sold only through exclusive distributorships and territories, call us for details

SHIELDAG Fertilizer knives for Chisel Plows



**CPK-1, the heaviest-duty
Chisel Plow Knife available**

**CPK-1E, enhanced
to handle more trash**



Chisel Plow Knives

Drawings for knives following this page are in the order shown in this table

| Part # | Description | Drawing | Weight |
|------------------|--|---------|--------|
| CPK-1 | Single 3/8" NH3 tube | YES | 5.8 |
| CPK-1/1/2A | Single 1/2" NH3 tube | YES | 6.0 |
| CPK-1E | Single 3/8" NH3 tube w/ trash guard | YES | 6.1 |
| CPK-1E/1/2A | Single 1/2" NH3 tube w/ trash guard | YES | 6.3 |
| CPK-1E/DA | Dual 3/8" NH3 & 3/8" open end tubes w/ trash guard | YES | 6.5 |
| CPK-1/1/2A/1/2DA | Dual 1/2" NH3 & 1/2" open end tubes | | 6.7 |
| CPK-1E/1/2DA | Dual 3/8" NH3 & 1/2" tubes w/trash guard | YES | 6.7 |
| CPK-1/1/2DA | SUB TO CPK-1E/1/2DA | | |
| CPK-1/DA | SUB TO CPK-1E/DA | | |
| CPK-1E/3/4DA | 3/8" NH3 tube and 3/4" Vapor tube w/trash guard | YES | 7.3 |
| CPK-1LD | Single 3/8" NH3 tube w/center-mount tube stiffener | YES | 6.1 |
| CPK-1LD/1/2A | Single 1/2" NH3 tube w/center-mount tube stiffener | YES | 6.3 |
| CPK-1M | Single 3/8" Micronutrient tube | | 6.0 |
| CPK-1S | Single 3/8" Stainless NH3 tube | | 5.8 |
| CPK-1/WOT | Chisel knife with no tubes | YES | 5.6 |

| Part # | Replacement Parts for Chisel Plow Knives | Weight |
|--------------|--|--------|
| CPK1P | Knife point | 1.73 |
| TB-CPK1 | 3/8" tube crimped/drilled | 0.30 |
| TB-CPK1/1/2A | 1/2" tube crimped/drilled | 0.53 |
| CPK1E | trash guard | 0.06 |

SHIELDAG Offers the WIDEST SELECTION of Chisel Plow Knives in the Industry !!

Your customer can also add ShieldAg Sweep/Chisel tubes to standard chisels and sweeps !!

| Part # | Description | Weight |
|--------|--|--------|
| TA-1 | Center Mount Chisel/Sweep tube | 0.65 |
| TA-2 | Side Mount Chisel/Sweep tube | 0.68 |
| TA-3 | Side Mount 12" Chisel Plow and Cultivator Sweep tube | 0.69 |



Acra-Plant replaceable-point quick change fertilizer knives



**NOW AVAILABLE
IN STRIP-TILL
CONFIGURATIONS !**

AVAILABLE NOW IN STRIP TILL CONFIGURATIONS

| Item | Description | Weight |
|--------------|--|--------|
| AP-700000 | Acra Knife Shank with 3/8" NH3 tube and AP-700041 Standard Point | 7.67 |
| AP-700010 | Acra Knife Shank w/ 3/8" NH3 tube (.408" OD, for 3/8" NH3 hose), no point | 4.60 |
| AP-700010V | Acra Knife Shank w/ 3/8" NH3 tube and 3/4" Vapor Tube, no point | 5.40 |
| AP-700011 | Acra Knife Shank without tube (bare shank), no point | 4.50 |
| AP-700011STE | Acra ST-shank with 3/8" back-drilled tube STRIP TILL | 8.80 |
| AP-700011XBE | Acra ST-shank without tube. STRIP TILL | 8.60 |
| AP-700020 | 3/8" NH3 tube (.408" OD) crimped and drilled | 0.50 |
| AP-700021 | 3/8" Liquid tube (.408" OD) open end | 0.50 |
| AP-700022 | 1/2" Liquid tube (.569"OD) open end | 0.60 |
| AP-700023 | 3/8" NH3 tube (.408" OD) and Clip Rings for 1/2" large plastic tube | 0.60 |
| AP-700025 | 1/2" NH3 tube (.569" OD) crimped and drilled | 0.60 |
| AP-700041 | STANDARD ACRA KNIFE POINT w/PIN | 2.53 |
| AP-700042 | ACRA SUPER WING POINT w/PIN | 2.78 |
| AP-700042-ST | STRIP TILL POINT w/PIN | 4.00 |
| AP-700044 | ACRA CLOSER POINT w/PIN | 3.83 |
| AP-700200 | Acra Knife shank with 3/8" NH3 tube and AP-700042 Super Wing Point | 7.92 |
| AP-700400 | Acra Knife shank with 3/8" NH3 tube and AP-700044 Sealer Point | 8.50 |
| AP-702000 | Acra Knife shank with 3/8" NH3 tube and 3/8" Liquid tube (dual app) | 5.10 |
| AP-702000S | Acra Knife shank with 3/8" NH3 and 3/8" STAINLESS Liquid tubes (dual app) | 5.10 |
| AP-702010 | Acra Knife shank with 3/8" NH3 and 1/2" Liquid tubes (dual app) | 5.40 |
| AP-702110 | Acra Knife shank with 3/8" NH3 and Clip Rings for 1/2" large plastic hose (dual app) | 4.80 |
| AP-702510 | Acra Knife shank with single 1/2" NH3 tube (.569" OD), crimped and drilled | 4.70 |
| AP-702610 | Acra Knife shank with single 1/2" liquid tube (.569" OD), open end | 4.70 |
| K2TBDA3/4 | 3/4" Vapor tube (Raven) | 0.74 |



ShieldAg Fertilizer Shanks



1 X 2 and 1-1/4 X 2 flat shanks



1-1/4 square shanks

1" X 2" Shanks AND 1-1/4" X 2" Shanks

| Part # | Description | Unit Weight, lbs |
|-----------------------|--|------------------|
| KSC-1290 | DMI Flat Shank | 19.0 |
| KSC-1294 (NEW ITEM) | Side Mount 1" shorter vertical than Blue Jet | 20.0 |
| KSC-1295 | Flatten Side Blue Jet | 20.0 |
| KSC-1298 | Flatten Side Mount DMI | 22.0 |
| KSC-1298WP | Flatten Side Mount DMI w/locating Pin | 22.0 |
| KSC-1299 (NEW ITEM) | Flatten Side Mount DMI, HEAVY DUTY 1-1/4 X 2" | 28.0 |
| KSC-1299WP (NEW ITEM) | Flatten Side Mount DMI w/locating Pin, HEAVY DUTY 1-1/4 X 2" | 28.0 |

KSC-1299 Heavy-Duty Shanks are Perfect for Strip Till Rigs
These shanks do NOT "HairPin" Residue like "edge-on" shanks

Coil Shanks, 1-1/4" Square

| Part # | Description | Unit Weight, lbs |
|--------|--------------------------|------------------|
| KSC-90 | DMI Shank | 30.0 |
| KSC-91 | Clark 3 Hole Front Mount | 34.0 |
| KSC-92 | Wilmar or Dempster | 32.0 |
| KSC-93 | TCI Stubby Shank | 31.0 |
| KSC-94 | Universal 1 Hole | 30.0 |
| KSC-95 | Titan or Blue Jet | 33.0 |
| KSC-96 | Champion Shank | 31.0 |
| KSC-97 | John Blue Long | 32.0 |
| KSC-98 | John Blue Short | 30.0 |

Special Shanks for "West Coast"

| Part # | Description | Unit Weight, lbs |
|---------|---|------------------|
| H501 | Coil Shank 1" Square, Short | 21.0 |
| H502 | Coil Shank 1" Square, Long | 23.0 |
| H504-SC | Coil Shank 1-1/4" Square, Short | 30.0 |
| H510 | Stubby Coil Shank, 1" Square, flattened | 19.0 |

All ShieldAG shanks are manufactured using certified Chromium Manganese Steel
Quality Control and Heat Lot Documentation gives you CONFIDENCE in ShieldAg Quality !!

See our Catalog ON LINE at www.shieldag.com

ShieldAg Tool Bar Mounts

| Part # | Description | Unit Weight, lbs |
|---|---|----------------------|
| KSC-382 | Clark-Tote for 4x4" bar for 1-1/4" square shank, 3 bolt system | 8.3 |
| KSC-384 | "Quick-Tac" for 4x4" bar for 1-1/4" square shank, dual lollipop | 8.1 |
| KSC-384SPCC | "Quick-Tac" for 4x4" bar for 1-1/4" or 1x2" shanks, dual lollipop | Weight not available |
| KSC-384-6TP | "Quick-Tac" for 4Vx6"H bar for 1-1/4" square shank, dual lollipop | Weight not available |
| KSC-386i-44 | 4" X 4" bar, 1-1/4 Sq, 1 X 2 or 1-1/4 X 2 shanks, single lollipop & bolt | Weight not available |
| KSC-386i-64 | 6"VX4"H bar, 1-1/4 Sq, 1 X 2 or 1-1/4 X 2 shanks, single lollipop & bolt | Weight not available |
| KSC-386i-46 | 4"VX6"H bar, 1-1/4 Sq, 1 X 2 or 1-1/4 X 2 shanks, single lollipop & bolt | Weight not available |
| KSC-386i-66 | 6" X6" bar, 1-1/4 Sq, 1 X 2 or 1-1/4 X 2 shanks, single lollipop & bolt | Weight not available |
| KSC-384-55 | 5" X5" bar, 1-1/4 Sq, 1 X 2 or 1-1/4 X 2 shanks, single lollipop & bolt | Weight not available |
| KSC-384-57 | 5"V X7"H bar, 1-1/4 Sq, 1 X 2 or 1-1/4 X 2 shanks, single lollipop & bolt | Weight not available |
| KSC-384-75 | 7"V X5"H bar, 1-1/4 Sq, 1 X 2 or 1-1/4 X 2 shanks, single lollipop & bolt | Weight not available |
| KSC-384-77 | 7" X7" bar, 1-1/4 Sq, 1 X 2 or 1-1/4 X 2 shanks, single lollipop & bolt | Weight not available |
| KSC-1244 | Shank Clamp 4" X 4" bar, 1 X 2 or 1-1/4 X 2 shanks with stabilizer | 14.0 |
| KSC-1264 | Shank Clamp 6"V X 4"H bar, 1 X 2 or 1-1/4 X 2 shanks with stabilizer | 14.3 |
| KSC-1246 | Shank Clamp 4"V X 6"H bar, 1 X 2 or 1-1/4 X 2 shanks with stabilizer | 16.0 |
| KSC-1266 | Shank Clamp 6" X 6" bar, 1 X 2 or 1-1/4 X 2 shanks with stabilizer | 16.3 |
| KSC-1255 | Shank Clamp 5" X 5" bar, 1 X 2 or 1-1/4 X 2 shanks with stabilizer | 14.5 |
| KSC-1257 | Shank Clamp 5"V X 7" H bar, 1 X 2 or 1-1/4 X 2 shanks with stabilizer | 16.8 |
| KSC-1277 | Shank Clamp 7" X7" bar, 1 X 2 or 1-1/4 X 2 shanks with stabilizer | 17.1 |
| S-1244SL | Spring load clamp for 4x4" bar for 1x2" or 1-1/4 X 2 shank | 44.0 |
| S-1264SL | Spring load clamp for 6x4" bar for 1x2" shank or 1-1/4 X 2 shank | 44.0 |
| S-1246SL | Spring load clamp for 4x6" bar for 1x2" shank or 1-1/4 X 2 shank | 46.0 |
| S-1266SL | Spring load clamp for 6x6" bar for 1x2" shank or 1-1/4 X 2 shank | 46.0 |
| S-1257SL | Spring load clamp for 5x7" bar for 1x2" shank or 1-1/4 X 2 shank | 56.0 |
| S-1277SL | Spring load clamp for 7x7" bar for 1x2" shank or 1-1/4 X 2 shank | 56.0 |
| S-1244SLX | Heavy-duty SL clamp, 4x4" bar for 1x2" or 1-1/4 X 2 shank | 46.0 |
| S-1264SLX | Heavy-duty SL clamp, 6x4" bar for 1x2" shank or 1-1/4 X 2 | 46.0 |
| S-1246SLX | Heavy-duty SL clamp, 4x6" bar for 1x2" shank or 1-1/4 X 2 | 48.0 |
| S-1266SLX | Heavy-duty SL clamp, 6x6" bar for 1x2" shank or 1-1/4 X 2 | 48.0 |
| S-1257SLX | Heavy-duty SL clamp, 5x7" bar for 1x2" shank or 1-1/4 X 2 | 56.0 |
| S-1277SLX | Heavy-duty SL clamp, 7x7" bar for 1x2" shank or 1-1/4 X 2 | 56.0 |
| RIGID COULTER MOUNTS, 3/4" U-bolts not included | | |
| KSC-466340 | 4 X 4 or 6 X 4 Coultter System Mount, requires 3/4" mtg hardware | 10.0 |
| KSC-466640 | 4 X 6 or 6 X 6 Coultter System Mount, requires 3/4" mtg hardware | 14.0 |
| KSC-466571 | 5 X 7 or 7 X 7 Coultter System Mount, requires 3/4" mtg hardware | 21.0 |
| RIGID C-S (coultter-shank) Mounts, 5/8" U-bolts not included | | |
| KSC-466392 | 4 X 4 or 6 X 4 Coultter System Mount, 4" horizontal | 42.0 |
| KSC-466396 | 4 X 6 or 6 X 6 Coultter System Mount, 6" horizontal | 46.0 |
| KSC-466397 | 5 X 7 or 7 X 7 Coultter System Mount, 7" horizontal | 53.0 |
| COULTER-Spring Shank Mounts, 5/8"U-bolts not included | | |
| KSC-466540 | 4 X 4 or 6 X 4 Coultter-Shank System Mount | 53.0 |
| KSC-466540X | 4 X 4 or 6 X 4 Coultter-Shank System Mount, Heavy-Duty dbl spring | 55.0 |
| KSC-466560 | 4 X 6 or 6 X 6 Coultter-Shank System Mount | 58.0 |
| KSC-466560X | 4 X 6 or 6 X 6 Coultter-Shank System Mount, Heavy-Duty dbl spring | 60.0 |
| KSC-466570 | 5 X 7 or 7 X 7 Coultter-Shank System Mount | 62.0 |
| KSC-466570X | 5 X 7 or 7 X 7 Coultter-Shank System Mount, Heavy-Duty dbl spring | 64.0 |



NEW S-1244SLX series
Heavy-Duty double spring clamps
Supplied with U-bolts



KSC-466340
Rigid Coultter Mount



KSC-466392 C-S Mount

KSC-466540X Coultter-spring
shank mount shown
order U-bolts separately

EYE BOLTS (lollipops), Soil End Knife Clamps and Service Parts

| Part # | Description | Unit Weight, lbs |
|------------------------------|---|-----------------------------|
| EYE BOLTS (lollipops) | FOR VERTICAL MEASUREMENT TOOLBAR SIZE LISTED | Weight not available |
| KSC-384i | 4" bar Eye Bolt w/Nut/Lock Washer for 1-1/4" sq shanks only | Weight not available |
| KSC-384i1142 | 4" bar Eye Bolt w/ldwre for 1-1/4" square, 1x2" or 1-1/4 X 2 shanks | Weight not available |
| KSC-386i5 | 5" bar Eye Bolt w/ldwre for 1-1/4" square, 1x2" or 1-1/4 X 2 shanks | Weight not available |
| KSC-386i6 | 6" bar Eye Bolt w/ldwre for 1-1/4" square, 1x2" or 1-1/4 X 2 shanks | Replaces KSC384i-6SP |
| KSC-386i7 | 7" bar Eye Bolt w/ldwre for 1-1/4" square, 1x2" or 1-1/4 X 2 shanks | Weight not available |
| SOIL END knife clamps | FOR SHANK SIZES LISTED | |
| KSC-1212 | Soil end knife clamp for 1 X 2 shank | Weight not available |
| KSC-385 | Soil end knife clamp for 1-1/4" Square shank | Weight not available |

Replacement Parts for Clamp Assemblies

| | | |
|---|---|----------------------|
| KSC-125SP | 4" horiz stabilizer Plate for KSC-384 & 1-1/4" square shanks | Weight not available |
| KSC382-P | Main Plate for KSC-382 | Weight not available |
| KSC382-C | Shank coupon for KSC-382 | Weight not available |
| KSC-384TP | Top Plate for 4" horizontal eyebolt clamps | Weight not available |
| KSC-384TP-6 | Top Plate for 6" horizontal eyebolt clamps | Weight not available |
| KSC-384TP-75 | Top Plate for 5" horizontal eyebolt clamps | Weight not available |
| KSC-384TP-57 | Top Plate for 7" horizontal eyebolt clamps | Weight not available |
| Parts for KSC-12 series rigid clamps and knife-to-shank clamps | | |
| KSC1244-B | TOP plate for KSC-1244&-1264 | Weight not available |
| KSC1244-SP | Stabilizer Plate for KSC-1244& -1264 | Weight not available |
| KSC1244-C | Shank mount coupon for All KSC-12 series clamps | Weight not available |
| KSC1246-B | TOP plate for KSC-1246 & -1266 | Weight not available |
| KSC1246-SP | Stabilizer plate for KSC-1246 & -1266 | Weight not available |
| KSC1255-B | TOP plate for KSC-1255 & -1275 | Weight not available |
| KSC1255-SP | Stabilizer plate for KSC-1255 & -1275 | Weight not available |
| KSC1277-B | TOP plate for KSC-1257 & -1277 | Weight not available |
| KSC1277-SP | Stabilizer plate for KSC-1257 & -1277 | Weight not available |
| KSC385-PL | Knife-to-shank plate for KSC-385 | Weight not available |
| KSC-1212PL | Knife-to-shank plate for KSC-1212 | Weight not available |
| Replacement parts for spring bundles | | |
| S1244SL-HT | Hinge tube 1.5"ODx1.02"IDx1.5" for S-1244SL & S-1246SL | Weight not available |
| S1244SL-TW | Shank mount hinge/tongue for S-series clamps | Weight not available |
| S1244SL-SPC | Spring Cap Weldment for KSC- and S-series SINGLE SPRING bundles | Weight not available |
| SASC06 | Spring Cap Weldment for KSC- and S-series DOUBLE SPRING bundles | Weight not available |
| SPR-1 | Clamp Relief Spring | Weight not available |
| SPR-2 | Heavy-duty Spring for DOUBLE SPRING bundles (outer spring) | Weight not available |

Please see ShieldAg's product selection guide for application information



www.shieldag.com
(800) 798-1968
www.acraplant.com



PO Box 667 • Hutchinson, KS 67504-0667 • (620) 662-7482 Fax

Replacement Hardware for Clamp Assemblies, Grade 5 unless noted

| Part # | Description | Unit Weight, lbs |
|----------|---|----------------------|
| 104-B1 | HHCS Gr 5 1/2x2" | Weight not available |
| 104-B1-A | HHCS Gr 2 1/2x2", GRADE TWO for shear bolt | Weight not available |
| 104-C1 | HHCS Gr 5 1/2x3" | Weight not available |
| 104-C3 | HHCS Gr 5 1/2 x3-1/2" | Weight not available |
| 105-G1 | HHCS 5/8x7" | Weight not available |
| 105-G3 | HHCS 5/8x7-1/2" | Weight not available |
| 105-H1 | HHCS 5/8x8" | Weight not available |
| 105-H11 | HHCS 5/8 X 11" | Weight not available |
| 105-J1 | HHSC 5/8 X 10" | Weight not available |
| 105-M1 | HHSC 5/8 X 9" | Weight not available |
| 106-B1 | Set Screw 3/4x2" square head | Weight not available |
| 106-E3 | HHSC 3/4 X 3" for attaching shanks to spring bundles and clamps | Weight not available |
| 106-G3 | HHCS 3/4x7-1/2" | Weight not available |
| 106-I1 | HHCS 3/4 X 9" | Weight not available |
| 106-I3 | HHCS 3/4 X 9-1/2" | Weight not available |
| 106-H1 | HHCS 3/4 X 8" | Weight not available |
| 106-H10 | HHCS 3/4 X 10" | Weight not available |
| 106-N1 | HHCS Gr 5 3/4x14" | Weight not available |
| LW4 | Split lock washer 1/2" | Weight not available |
| LW5 | Split lock washer 5/8" | Weight not available |
| LW6 | Split lock washer 3/4" | Weight not available |
| MF6 | Fiat washer, 3/4" | Weight not available |
| MF6H | Fiat washer, 3/4", HEAT TREATED | Weight not available |
| N4 | Hex nut, 1/2" plated | Weight not available |
| N5 | Hex nut, 5/8" plated | Weight not available |
| N6 | Hex nut, 3/4" plated | Weight not available |
| N6H | Heavy hex nut, 3/4" plated | Weight not available |
| N6J | Hex jam nut, 3/4" plated | Weight not available |

VISIT US ON THE WEB




www.shieldag.com
(800) 798-1968
www.acraplant.com



PO Box 687 • Hutchinson, KS 67504-0687 • (620) 662-7482 Fax

ShieldAG Coulter Blades



| Part # | Size | Type | Center Hole | Thickness | | | BCD | Bolt Holes | Hole Size | Weight Lbs |
|-------------|------|-----------------|-------------|-----------|-----|---------|--------------|------------|-----------|------------|
| | | | | Gauge | MM | Decimal | | | | |
| 17FLYET CLT | 17" | Crucible Fluted | 4" | 7 | 4.5 | 0.177 | 5.25" | 4 | 0.5313 | 11.88 |
| 20FL COMBO | 20" | Fluted | 3-11/16" | 7 | 4.5 | 0.177 | 5.0" & 5.25" | 8 | 0.5313 | 16.28 |
| 20FLC COMBO | 20" | Crucible Fluted | 3-11/16" | 7 | 4.5 | 0.177 | 5.0" & 5.25" | 8 | 0.5313 | 16.28 |
| 20PL COMBO | 20" | Smooth | 3-11/16" | 7 | 4.5 | 0.177 | 5.0" & 5.25" | 8 | 0.5313 | 16.28 |
| 20NO COMBO | 20" | Notched | 3-11/16" | 7 | 4.5 | 0.177 | 5.0" & 5.25" | 8 | 0.5313 | 16.28 |
| 22PL COMBO | 22" | Smooth | 3-11/16" | 6 | 5.0 | 0.197 | 5.0" & 5.25" | 8 | 0.5313 | 22.00 |
| 24PL COMBO | 24" | Smooth | 3-11/16" | 6 | 5.0 | 0.197 | 5.0" & 5.25" | 8 | 0.5313 | 26.18 |
| 24PLDBJ CLT | 24" | Smooth | 3-11/16" | 6 | 5.0 | 0.197 | 5.0" | 4 | 0.5313 | 26.18 |

SPECIALTY COULTERS AND SEALERS--NOTE: AVAILABILITY IS LIMITED, OUT OF STOCK LEAD TIME IS 90--120 DAYS

| Part # | Size | Type | Center Hole | Thickness | | | BCD | Bolt Holes | Hole Size | Weight Lbs |
|---------------|------|----------------------------|-------------|-----------|-----|---------|--------------|------------|-----------|------------|
| | | | | Gauge | MM | Decimal | | | | |
| 20WB8 COMBO | 20" | 1-3/4" Wavy | 3-11/16" | 7 | 4.5 | 0.177 | 5.0" & 5.25" | 8 | 0.5313 | 16.28 |
| 17WB COMBO | 17" | 3/4" Wavy | 3-11/16" | 7 | 4.5 | 0.177 | 5.0" & 5.25" | 8 | 0.5313 | 11.88 |
| KSC-33551445N | 14" | 14" DMI Notched Sealer | 2-17/32" | 9 | 3.5 | 0.138 | 4.0" | 4 | 0.5313 | 7.04 |
| KSC-33551445 | 14" | 14" DMI Plain Sealer | 2-17/32" | 9 | 3.5 | 0.138 | 4.0" | 4 | 0.5313 | 7.04 |
| KSC-33551870 | 18" | 18" DMI Plain Sealer, Dull | 1-25/32" | 9 | 3.5 | 0.138 | 5.0" | 4 | .53 SQ | 8.80 |
| 18 DB11-NO | 18" | 18" Dalton Notched Sealer | 2-1/4" | 9 | 3.5 | 0.138 | 4.0" | 4 | 0.438 | 8.80 |

NOTE: An exclusive process developed by ShieldAG assures the flattest, truest running coulters on the market

[800] 798-1968

www.shieldag.com

PO Box 687 • Hutchinson, KS 67504-0687 • (620) 662-7482 Fax



**TILLAGE & FERTILIZER APPLICATION TOOLS • ACRA-PLANT PRECISION PLANTING EQUIPMENT
GRAIN & LIVESTOCK HANDLING EQUIPMENT**

ShieldAg Fertilizer Shanks



1 X 2 and 1-1/4 X 2 flat shanks

1-1/4 square shanks



SHANKS

1" X 2" Shanks AND 1-1/4" X 2" Shanks

| Part # | Description | Unit Weight, lbs |
|-----------------------|--|------------------|
| KSC-1290 | DMI Flat Shank | 19.0 |
| KSC-1294 (NEW ITEM) | Side Mount 1" shorter vertical than Blue Jet | 20.0 |
| KSC-1295 | Flatten Side Blue Jet | 20.0 |
| KSC-1298 | Flatten Side Mount DMI | 22.0 |
| KSC-1298WP | Flatten Side Mount DMI w/Locating Pin | 22.0 |
| KSC-1299 (NEW ITEM) | Flatten Side Mount DMI, HEAVY DUTY 1-1/4 X 2" | 28.0 |
| KSC-1299WP (NEW ITEM) | Flatten Side Mount DMI w/Locating Pin, HEAVY DUTY 1-1/4 X 2" | 28.0 |

KSC-1299 Heavy-Duty Shanks are Perfect for Strip Till Rigs
These shanks do NOT "HairPin" Residue like "edge-on" shanks

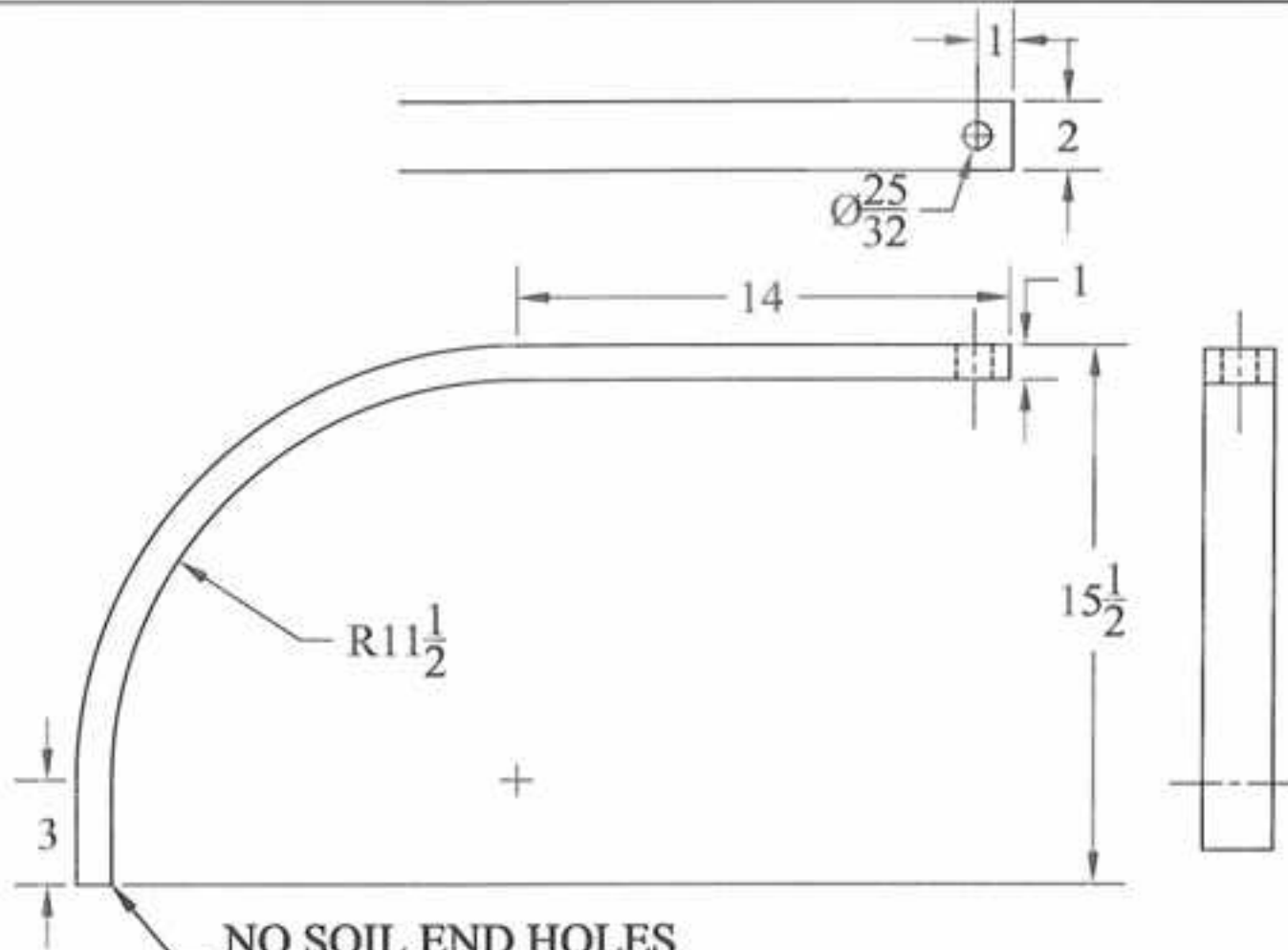
Coil Shanks, 1-1/4" Square

| Part # | Description | Unit Weight, lbs |
|--------|--------------------------|------------------|
| KSC-90 | DMI Shank | 30.0 |
| KSC-91 | Clark 3 Hole Front Mount | 34.0 |
| KSC-92 | Wilmar or Dempster | 32.0 |
| KSC-93 | TCI Stubby Shank | 31.0 |
| KSC-94 | Universal 1 Hole | 30.0 |
| KSC-95 | Titan or Blue Jet | 33.0 |
| KSC-96 | Champion Shank | 31.0 |
| KSC-97 | John Blue Long | 32.0 |
| KSC-98 | John Blue Short | 30.0 |

Special Shanks for "West Coast"

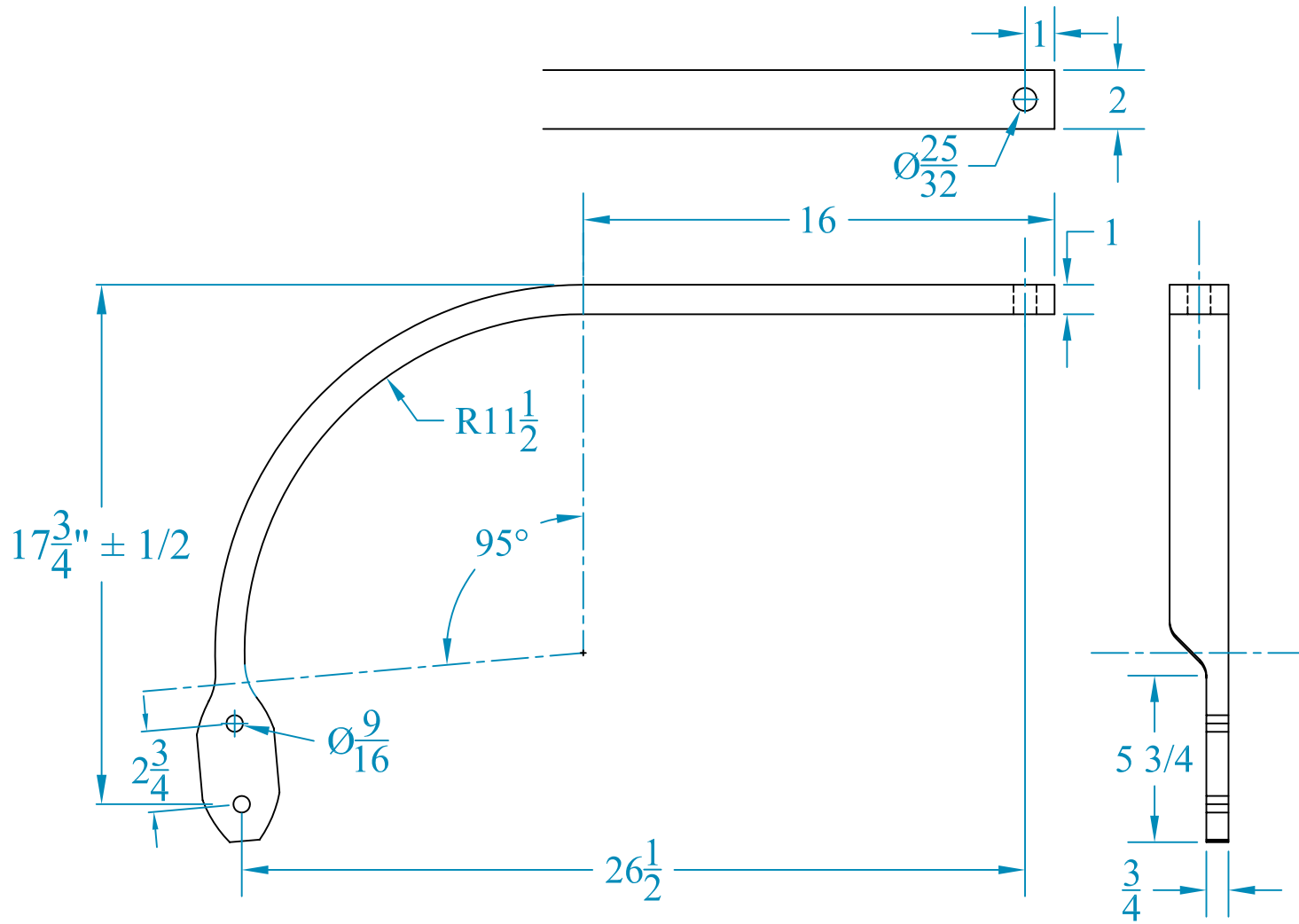
| Part # | Description | Unit Weight, lbs |
|---------|---|------------------|
| H501 | Coil Shank 1" Square, Short | 21.0 |
| H502 | Coil Shank 1" Square, Long | 23.0 |
| H504-SC | Coil Shank 1-1/4" Square, Short | 30.0 |
| H510 | Stubby Coil Shank, 1" Square, flattened | 19.0 |

All ShieldAG shanks are manufactured using certified Chromium Manganese Steel
Quality Control and Heat Lot Documentation gives you CONFIDENCE in ShieldAg Quality !!



NO SOIL END HOLES
REQUIRES KNIFE CLAMP KSC-1212

| REV. | BY | DATE | DESCRIPTION | TOLERANCE UNLESS OTHERWISE NOTED | SHIELD AGRICULTURAL EQUIPMENT DRAWN BY: SHORES DATE: 02/24/09 CHECKED BY: DATE: |
|----------------------|----|------|------------------|----------------------------------|---|
| - | - | - | - | 0/0 +/- 1/32 | |
| - | - | - | - | 0.00 +/- .020 | |
| - | - | - | - | 0.000 +/- .005 | |
| - | - | - | - | 0.0000 +/- .001 | |
| - | - | - | - | ANGLE +/- 1/2 | |
| DESCRIPTION | | | MATERIAL | PART NO. | REV. |
| DMI 1 X 2 FLAT SHANK | | | 1 X 25160 HR BAR | KSC-1290 | - |



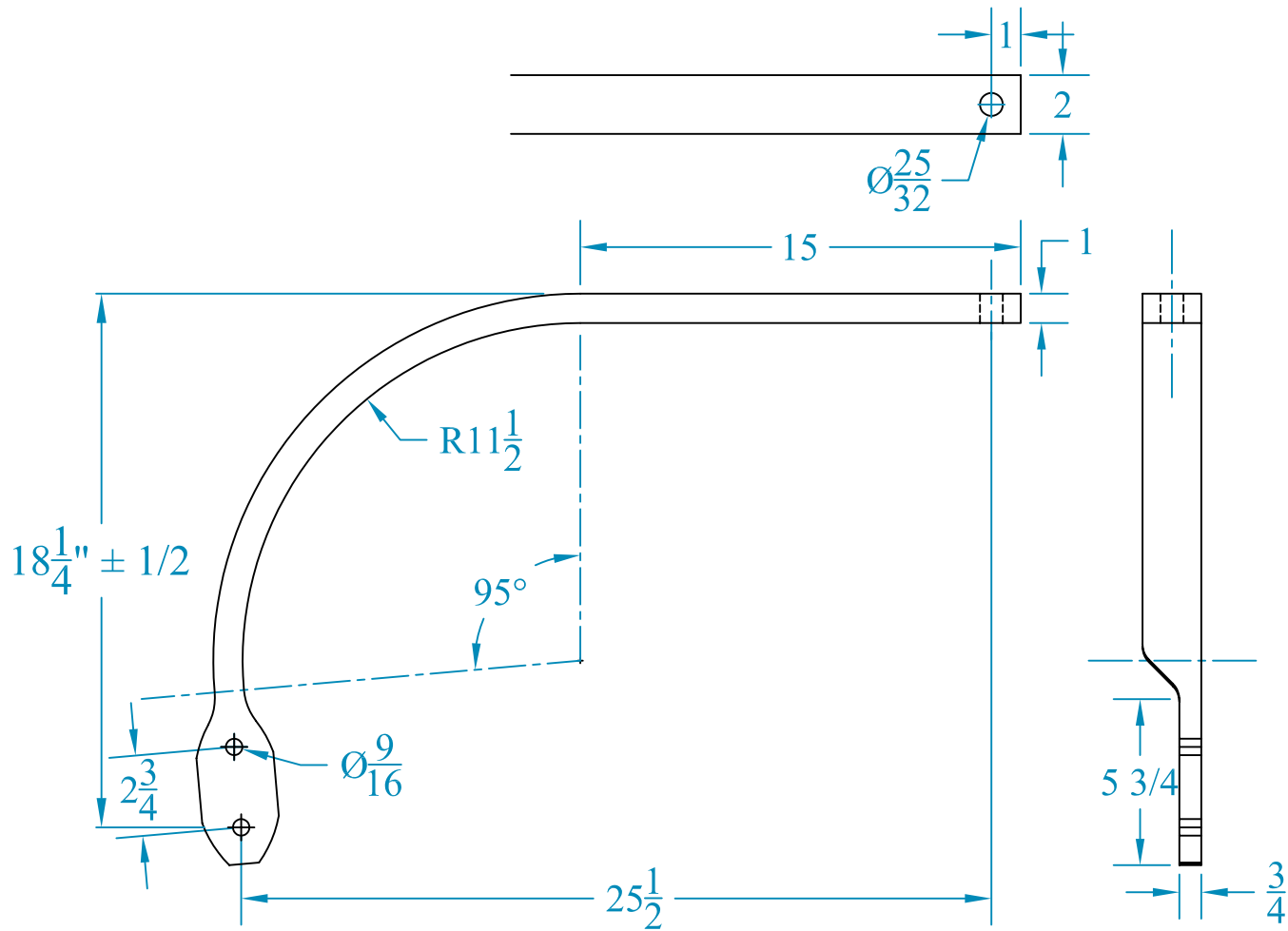
| - | - | - | - |
|------|----|------|-------------|
| - | - | - | - |
| - | - | - | - |
| - | - | - | - |
| REV. | BY | DATE | DESCRIPTION |

TOLERANCE UNLESS OTHERWISE NOTED
 0/0 +/- 1/32
 0.00 +/- .020
 0.000 +/- .005
 0.0000 +/- .001
 ANGLE +/- 1/2

SHIELD
 AGRICULTURAL EQUIPMENT

DRAWN BY: **SHORES** DATE: **02/24/09**
 CHECKED BY: **_** DATE: **_**

| | | | | | | | |
|-------------|--------------------------------------|----------|--------------------------|----------|-----------------|------|----------|
| DESCRIPTION | SHIELD 1 X 2 FERTILIZER SHANK | MATERIAL | 1 X 2 5160 HR BAR | PART NO. | KSC-1294 | REV. | - |
|-------------|--------------------------------------|----------|--------------------------|----------|-----------------|------|----------|



| REV. | BY | DATE | DESCRIPTION |
|------|----|------|-------------|
| - | - | - | - |
| - | - | - | - |
| - | - | - | - |
| - | - | - | - |

TOLERANCE UNLESS OTHERWISE NOTED
 0/0 +/- 1/32
 0.00 +/- .020
 0.000 +/- .005
 0.0000 +/- .001
 ANGLE +/- 1/2

SHIELD
 AGRICULTURAL EQUIPMENT

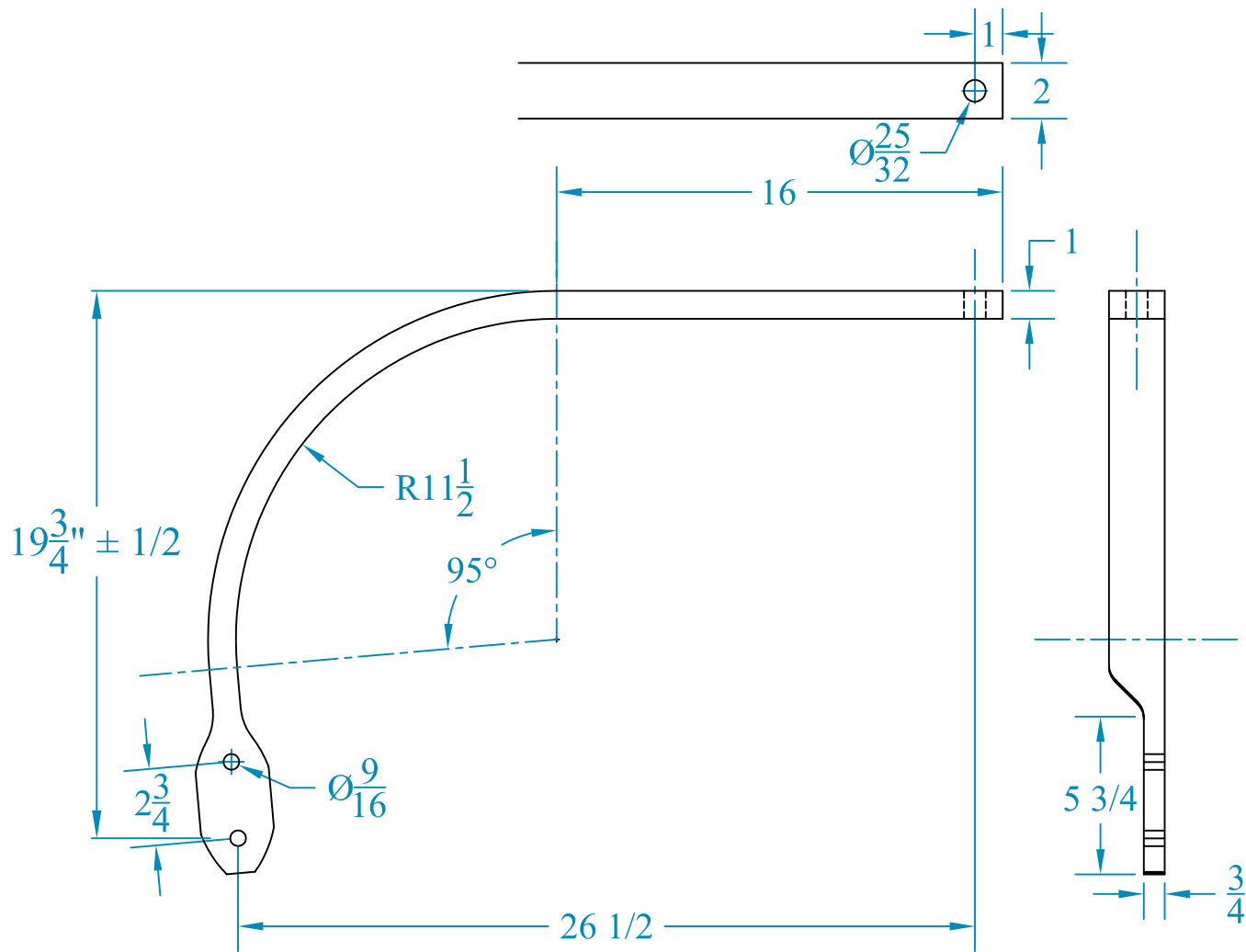
DRAWN BY: **SHORES** DATE: **02/24/09**
 CHECKED BY: **_** DATE: **_**

DESCRIPTION **BLU JET 1 X 2 FERTILIZER SHANK**

MATERIAL **1 X 2 5160 HR BAR**

PART NO. **KSC-1295**

REV. **-**



| - | - | - | - |
|------|----|------|-------------|
| - | - | - | - |
| - | - | - | - |
| - | - | - | - |
| REV. | BY | DATE | DESCRIPTION |

TOLERANCE UNLESS OTHERWISE NOTED
 0/0 +/- 1/32
 0.00 +/- .020
 0.000 +/- .005
 0.0000 +/- .001
 ANGLE +/- 1/2

SHIELD
 AGRICULTURAL EQUIPMENT

DRAWN BY: **SHORES** DATE: **02/24/09**
 CHECKED BY: **-** DATE: **-**

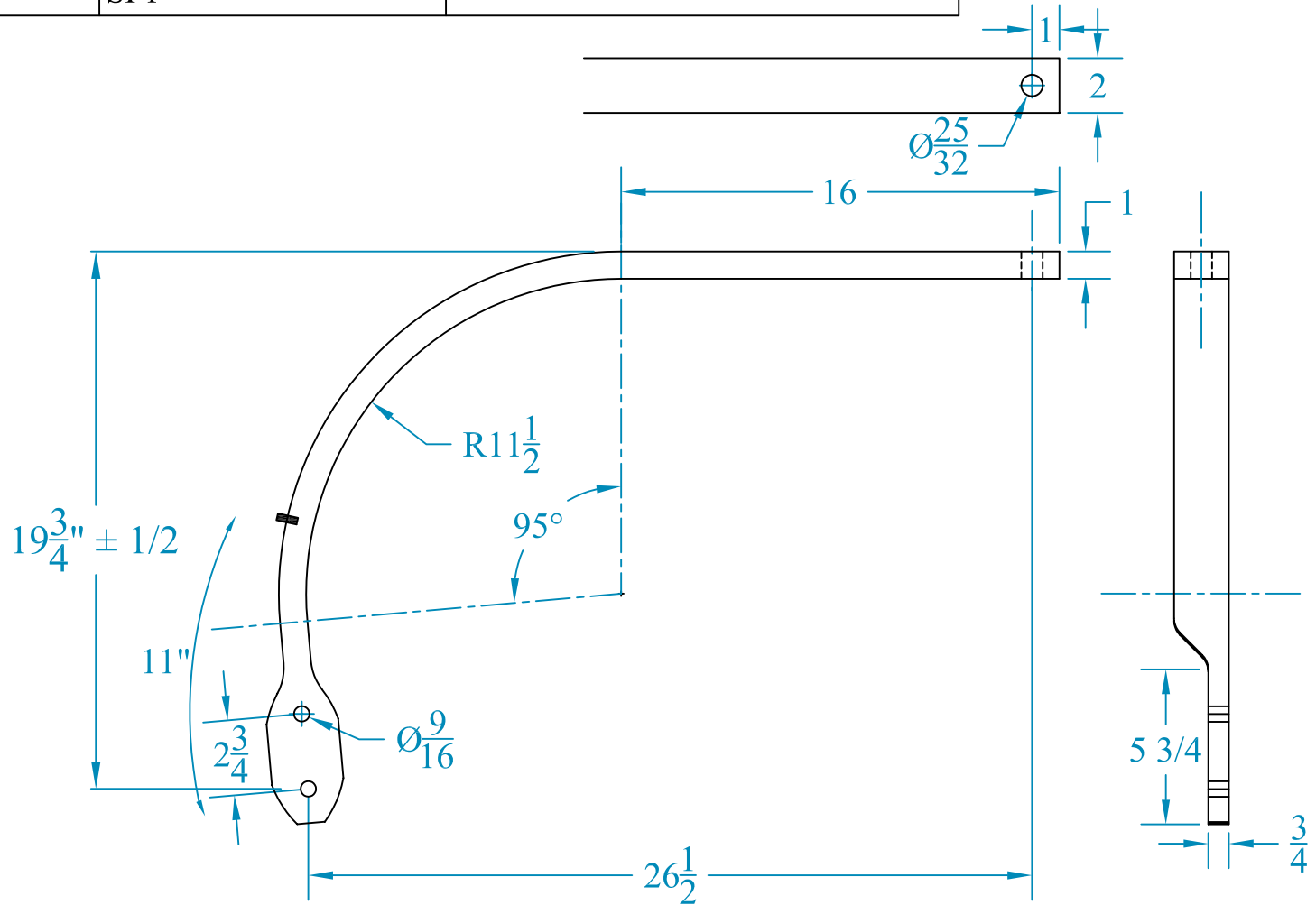
DESCRIPTION **DMI 1 X 2 FLAT SHANK**

MATERIAL **1 X 2 5160 HR BAR**

PART NO. **KSC-1298**

REV. **-**

| ITEM # | QUAN. | PART # | DESCRIPTION |
|--------|-------|----------|----------------------|
| 1 | 1 | KSC-1298 | DMI 1 X 2 FLAT SHANK |
| 2 | 1 | SP1 | 1/4 X 3/4 SPIROL PIN |



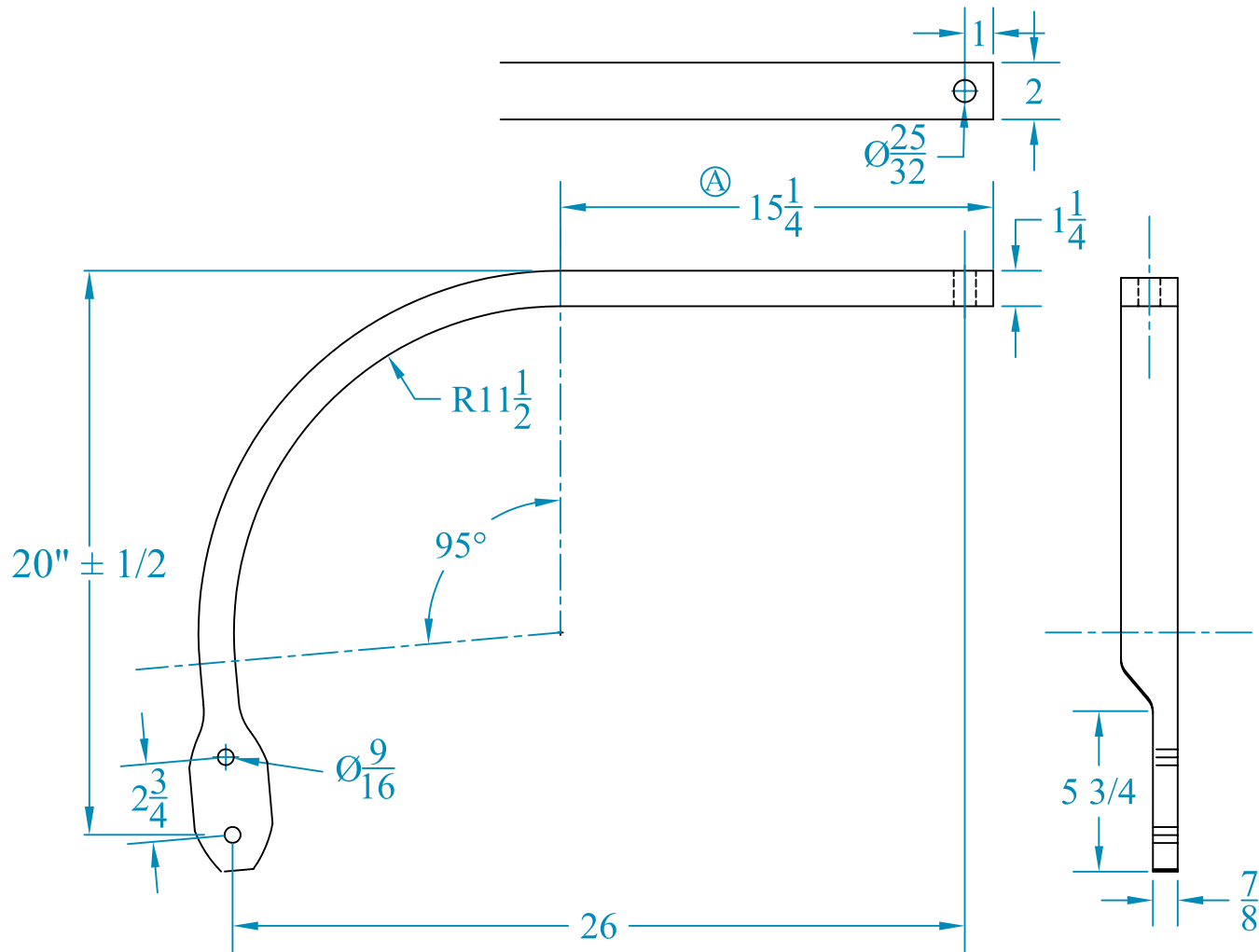
| REV. | BY | DATE | DESCRIPTION |
|------|----|------|-------------|
| - | - | - | - |
| - | - | - | - |
| - | - | - | - |
| - | - | - | - |

TOLERANCE UNLESS OTHERWISE NOTED
 0/0 +/- 1/32
 0.00 +/- .020
 0.000 +/- .005
 0.0000 +/- .001
 ANGLE +/- 1/2

SHIELD
 AGRICULTURAL EQUIPMENT

DRAWN BY: **SHORES** DATE: **02/24/09**
 CHECKED BY: **-** DATE: **-**

DESCRIPTION **DMI 1 X 2 FLAT SHANK WITH PIN** MATERIAL **1 X 2 5160 HR BAR** PART NO. **KSC-1298WP** REV. **-**



| | | | |
|----------|-----------|-----------------|---|
| - | - | - | - |
| - | - | - | - |
| - | - | - | - |
| A | BA | 10/28/08 | CHANGED TOP LENGTH FROM 16 TO 15 1/4, ADDED SHEAR LENGTH |
| REV. | BY | DATE | DESCRIPTION |

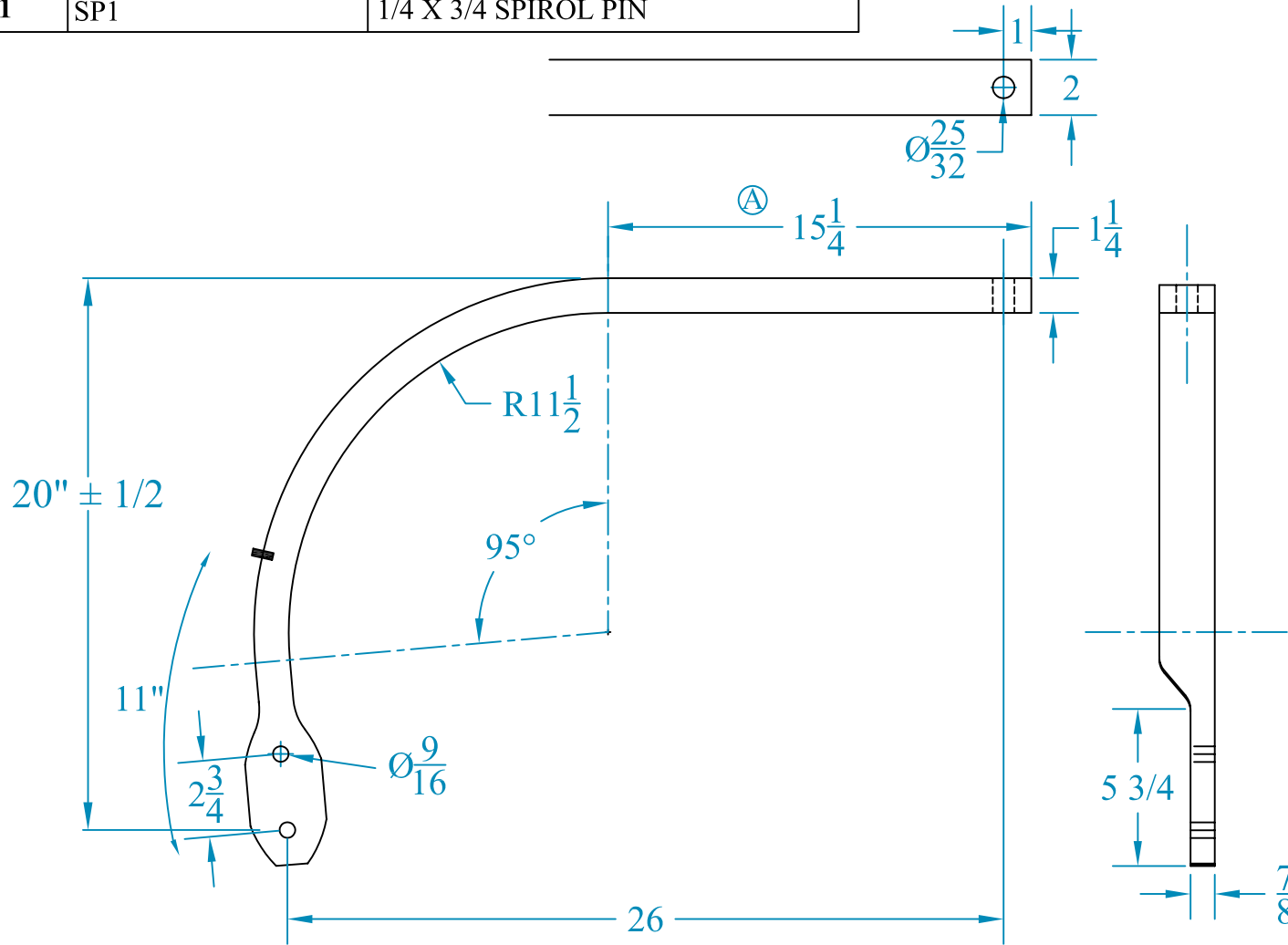
TOLERANCE UNLESS OTHERWISE NOTED

0/0 +/- 1/32
 0.00 +/- .020
 0.000 +/- .005
 0.0000 +/- .001
 ANGLE +/- 1/2

SHIELD
 AGRICULTURAL EQUIPMENT

| | |
|-------------------------|-----------------------|
| DRAWN BY: SHORES | DATE: 02/24/09 |
| CHECKED BY: - | DATE: - |

| ITEM # | QUAN. | PART # | DESCRIPTION |
|--------|-------|----------|--------------------------|
| 1 | 1 | KSC-1299 | DMI 1-1/4 X 2 FLAT SHANK |
| 2 | 1 | SP1 | 1/4 X 3/4 SPIROL PIN |



| | | | |
|----------|-----------|-----------------|---|
| - | - | - | - |
| - | - | - | - |
| - | - | - | - |
| A | BA | 10/28/08 | CHANGED TOP LENGTH FROM 16 TO 15 1/4, ADDED SHEAR LENGTH |
| REV. | BY | DATE | DESCRIPTION |

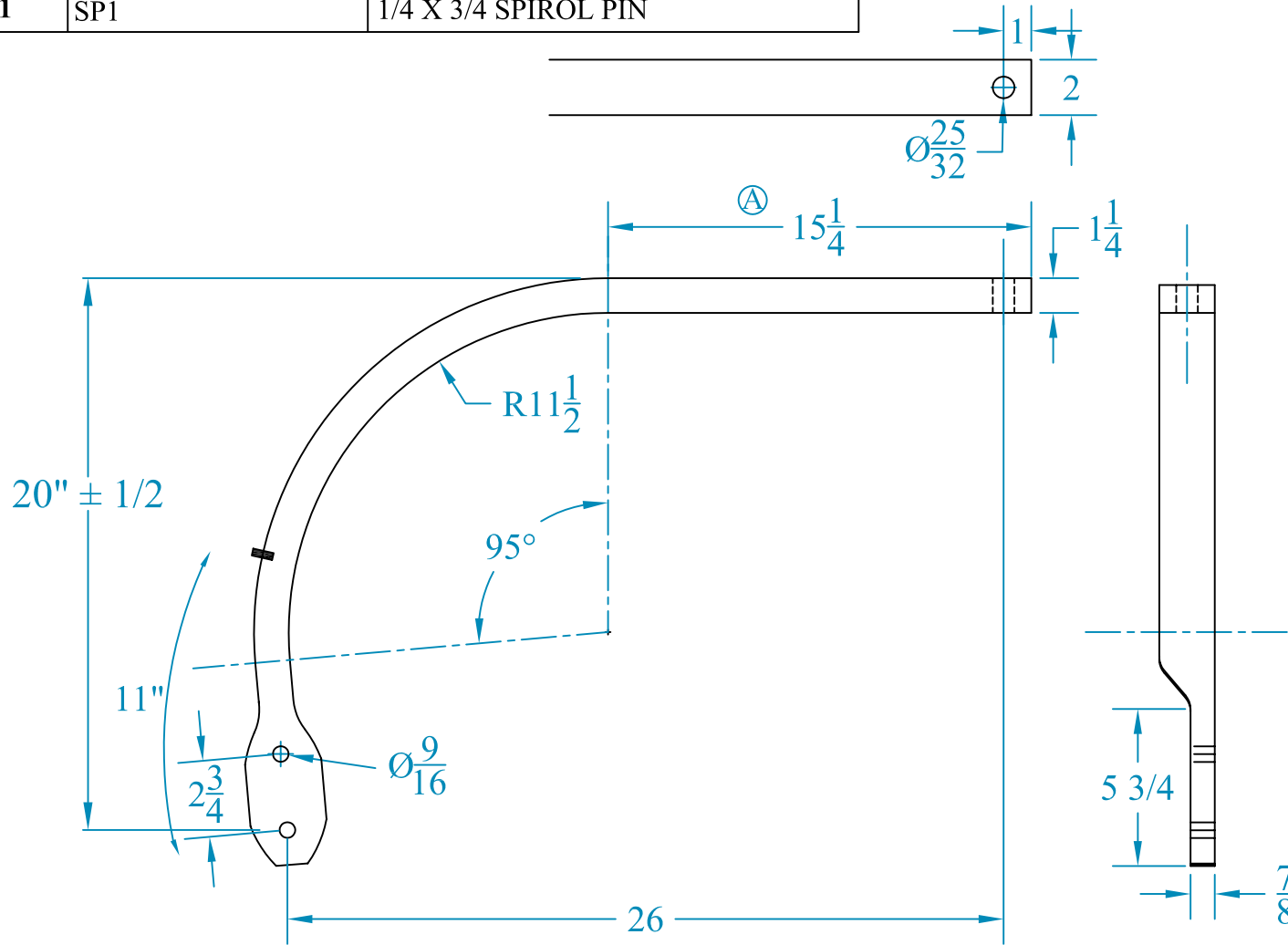
TOLERANCE UNLESS OTHERWISE NOTED
 0/0 +/- 1/32
 0.00 +/- .020
 0.000 +/- .005
 0.0000 +/- .001
 ANGLE +/- 1/2

SHIELD
 AGRICULTURAL EQUIPMENT

| | |
|-------------------------|-----------------------|
| DRAWN BY: SHORES | DATE: 02/24/09 |
| CHECKED BY: - | DATE: - |

| | | | |
|--|------------------------------|-------------------|----------|
| DESCRIPTION | MATERIAL | PART NO. | REV. |
| SHIELD AG 1 1/4 X 2 FERTILIZER SHANK WITH PIN | 1 1/4 X 2 5160 HR BAR | KSC-1299WP | A |

| ITEM # | QUAN. | PART # | DESCRIPTION |
|--------|-------|----------|--------------------------|
| 1 | 1 | KSC-1299 | DMI 1-1/4 X 2 FLAT SHANK |
| 2 | 1 | SP1 | 1/4 X 3/4 SPIROL PIN |



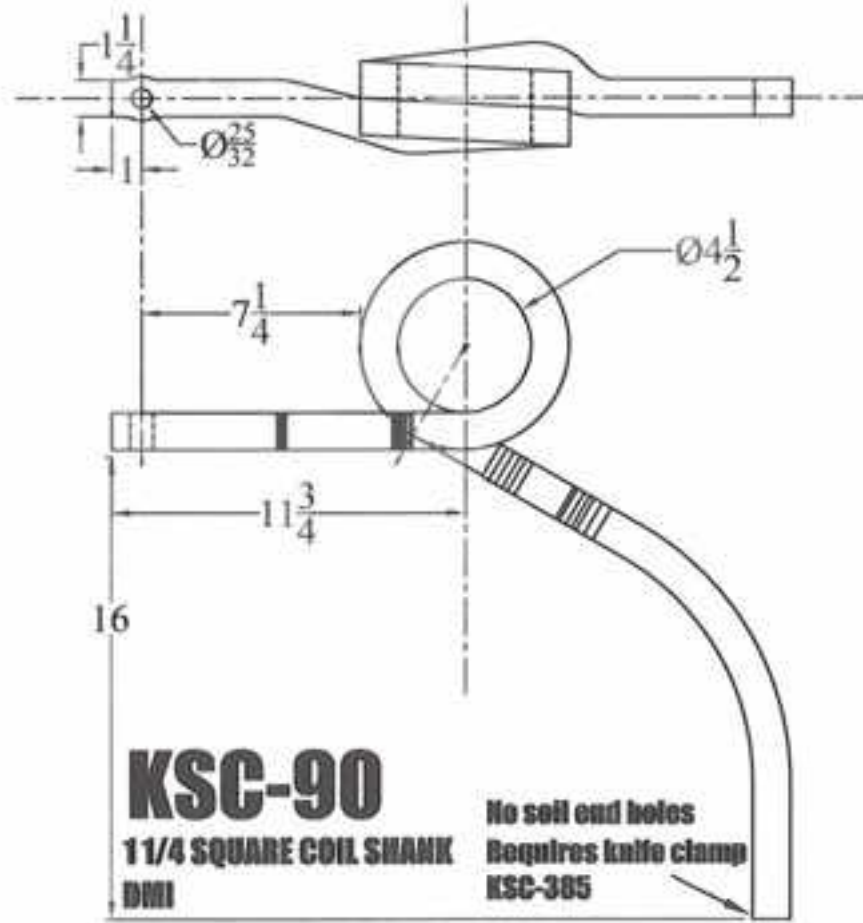
| | | | |
|----------|-----------|-----------------|---|
| - | - | - | - |
| - | - | - | - |
| - | - | - | - |
| A | BA | 10/28/08 | CHANGED TOP LENGTH FROM 16 TO 15 1/4, ADDED SHEAR LENGTH |
| REV. | BY | DATE | DESCRIPTION |

TOLERANCE UNLESS OTHERWISE NOTED
 0/0 +/- 1/32
 0.00 +/- .020
 0.000 +/- .005
 0.0000 +/- .001
 ANGLE +/- 1/2

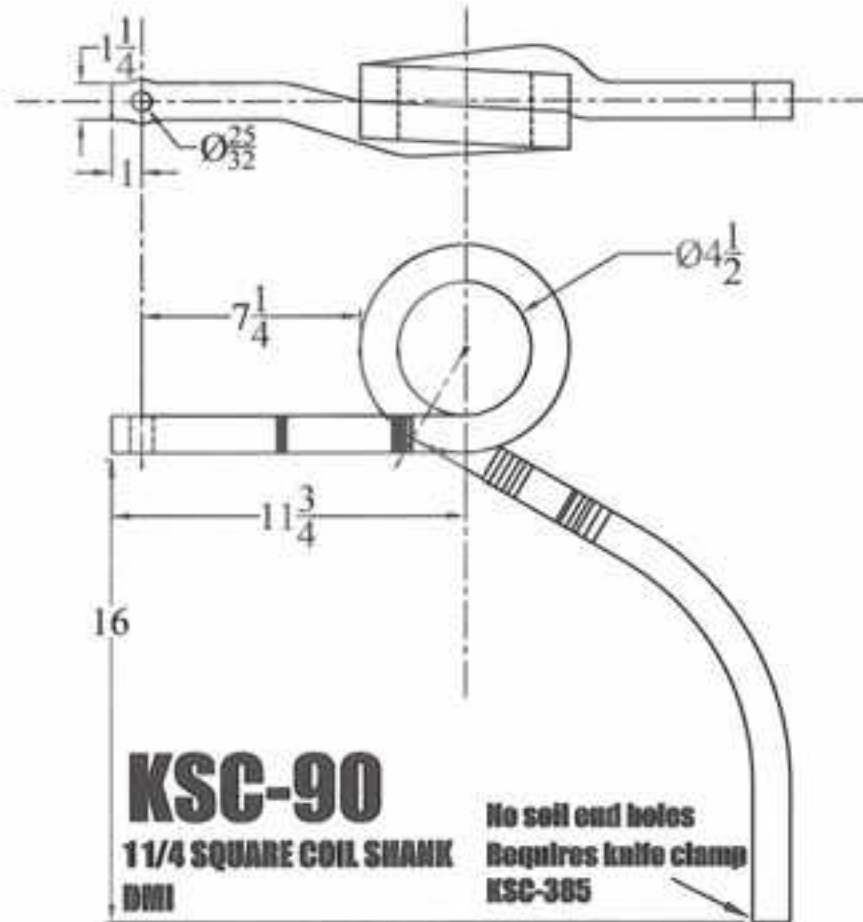
| | |
|---|-----------------------|
| SHIELD AGRICULTURAL EQUIPMENT | |
| DRAWN BY: SHORES | DATE: 02/24/09 |
| CHECKED BY: - | DATE: - |

| | | | |
|---|--|-------------------------------|------------------|
| DESCRIPTION SHIELD AG 1 1/4 X 2 FERTILIZER SHANK WITH PIN | MATERIAL 1 1/4 X 2 5160 HR BAR | PART NO. KSC-1299WP | REV. A |
|---|--|-------------------------------|------------------|

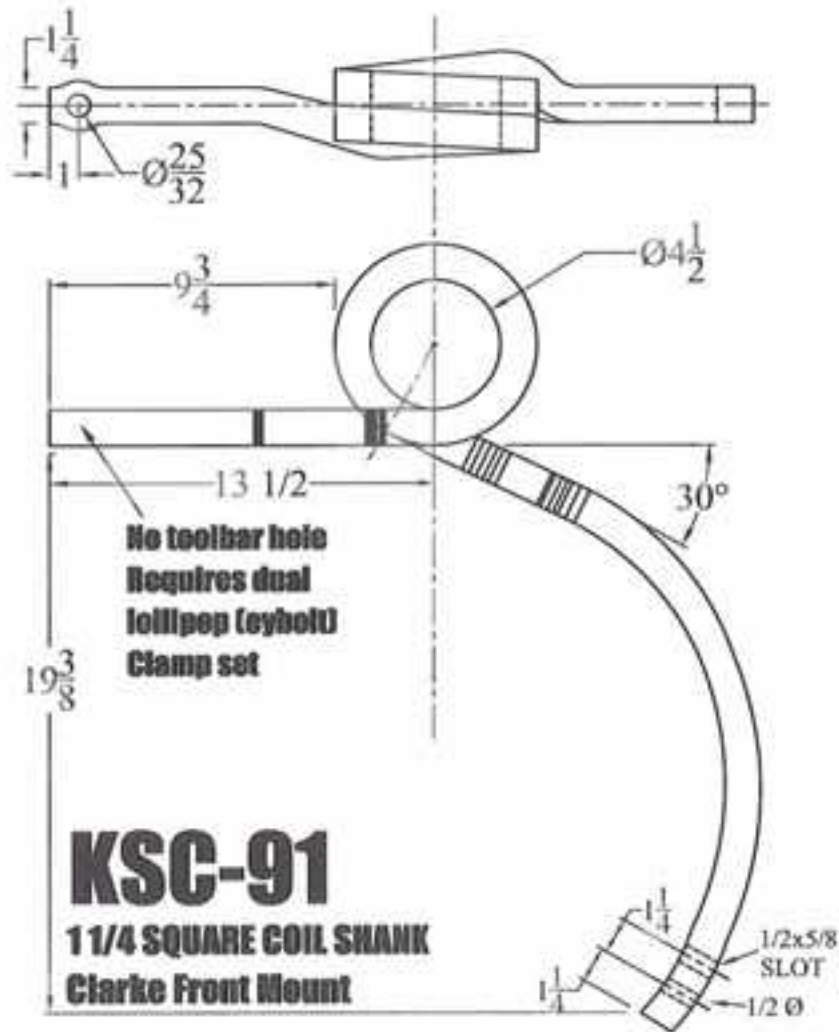
20



| | | | | | |
|------------------------------------|----|------|------------------------------|---|---|
| - | - | - | - | TOLERANCE UNLESS OTHERWISE NOTED 0/0 +/- 1/32 0.00 +/- .020 0.000 +/- .005 0.0000 +/- .001 ANGLES +/- 1/2 | <h1>SHIELD</h1> AGRICULTURAL EQUIPMENT |
| - | - | - | - | | |
| - | - | - | - | | |
| - | - | - | - | | |
| - | - | - | - | | |
| REV. | BY | DATE | DESCRIPTION | | DRAWN BY: SHORES DATE: 02/23/09 CHECKED BY: DATE: |
| DESCRIPTION | | | MATERIAL | | PART NO. |
| DMI 1-1/4 SQUARE COIL SHANK | | | 1 1/4 SQ. 5160 HR BAR | | KSC-90 |
| | | | | | REV. |
| | | | | | - |



| | | | | | |
|------------------------------------|----|------|------------------------------|---|---|
| - | - | - | - | TOLERANCE UNLESS OTHERWISE NOTED 0/0 +/- 1/32 0.00 +/- .020 0.000 +/- .005 0.0000 +/- .001 ANGLES +/- 1/2 | <h1>SHIELD</h1> AGRICULTURAL EQUIPMENT |
| - | - | - | - | | |
| - | - | - | - | | |
| - | - | - | - | | |
| - | - | - | - | | |
| REV. | BY | DATE | DESCRIPTION | | DRAWN BY: SHORES DATE: 02/23/09 CHECKED BY: DATE: |
| DESCRIPTION | | | MATERIAL | | PART NO. |
| DMI 1-1/4 SQUARE COIL SHANK | | | 1 1/4 SQ. 5160 HR BAR | | KSC-90 |
| | | | | | REV. |
| | | | | | - |



| | | | |
|------|----|------|-------------|
| - | - | - | - |
| - | - | - | - |
| - | - | - | - |
| - | - | - | - |
| REV. | BY | DATE | DESCRIPTION |

TOLERANCE UNLESS OTHERWISE NOTED

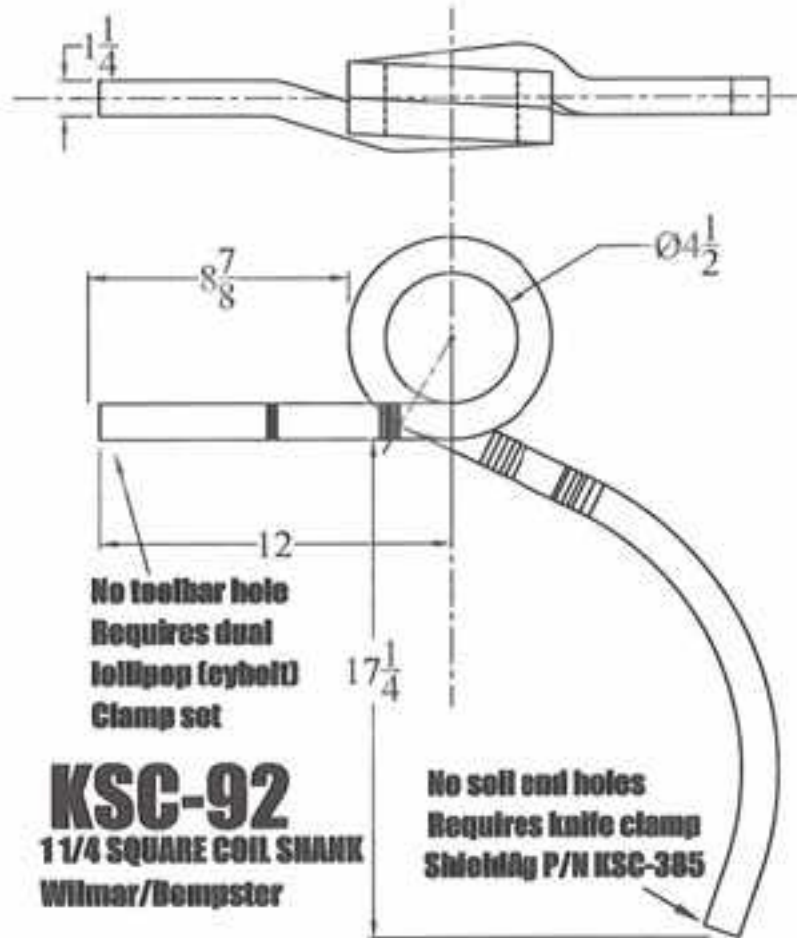
0/0 +/- 1/32
0.00 +/- .020
0.000 +/- .005
0.0000 +/- .001
ANGLE +/- 1/2

SHIELD
AGRICULTURAL EQUIPMENT

DRAWN BY: **SHORES** DATE: **02/24/09**

CHECKED BY: - DATE: -

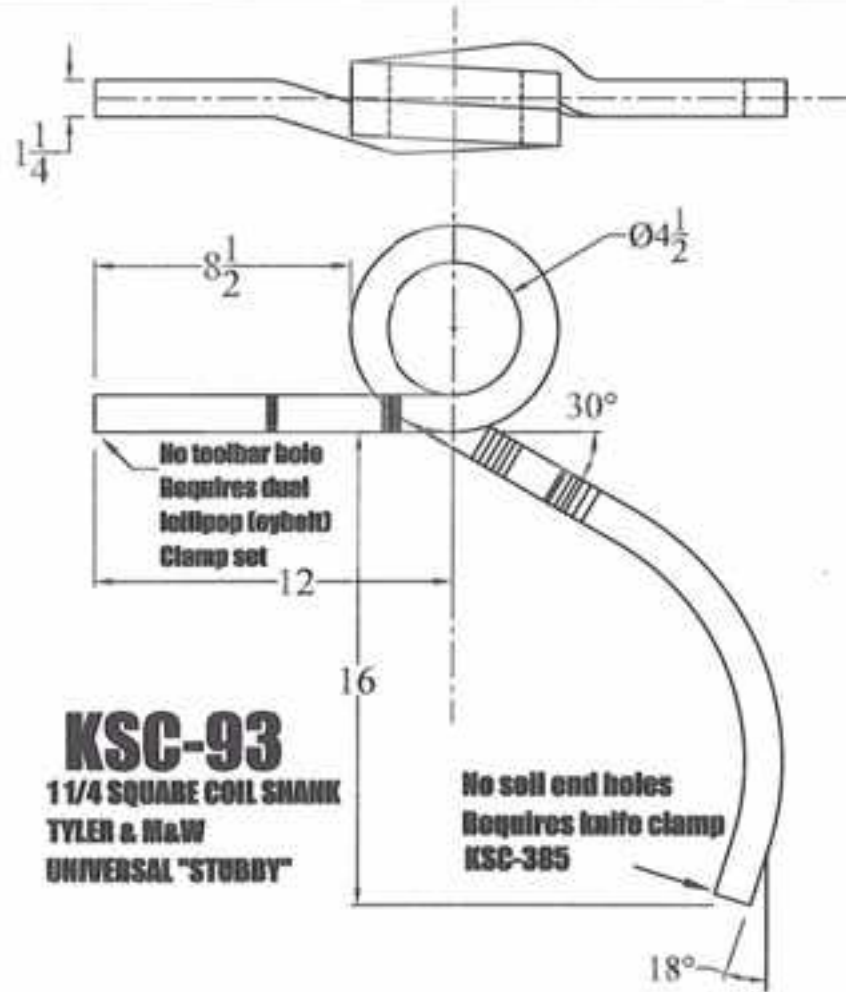
| | | | |
|---|------------------------------|---------------|------|
| DESCRIPTION | MATERIAL | PART NO. | REV. |
| 1-1/4" Square Coil shank, Clarke Front Mount | 1 1/4 SQ. 5160 HR BAR | KSC-91 | - |



KSC-92
1 1/4 SQUARE COIL SHANK
Wilmar/Dempster

No soil end holes
Requires knife clamp
ShieldAg P/N KSC-385

| | | | | | |
|--|----|------|-------------|--|---|
| - | - | - | - | TOLENANCE UNLESS OTHERWISE NOTED 0/0 +/- 1/32 0.00 +/- .020 0.000 +/- .000 0.0000 +/- .001 ANGLE +/- 1/2 | SHIELD AGRICULTURAL EQUIPMENT |
| - | - | - | - | | |
| - | - | - | - | | |
| - | - | - | - | | |
| - | - | - | - | | |
| REV. | BY | DATE | DESCRIPTION | | DRAWN BY: SHORES DATE: 02/24/09 CHECKED BY: DATE: |
| DESCRIPTION 1-1/4" Square Coil shank, Wilmar/Dempster | | | | MATERIAL 1 1/4 SQ. 5160 HR BAR | PART NO. KSC-92 |
| | | | | | REV. - |



KSC-93
1 1/4 SQUARE COIL SHANK
TYLER & M&W
UNIVERSAL "STUBBY"

No soil end holes
Requires knife clamp
KSC-385

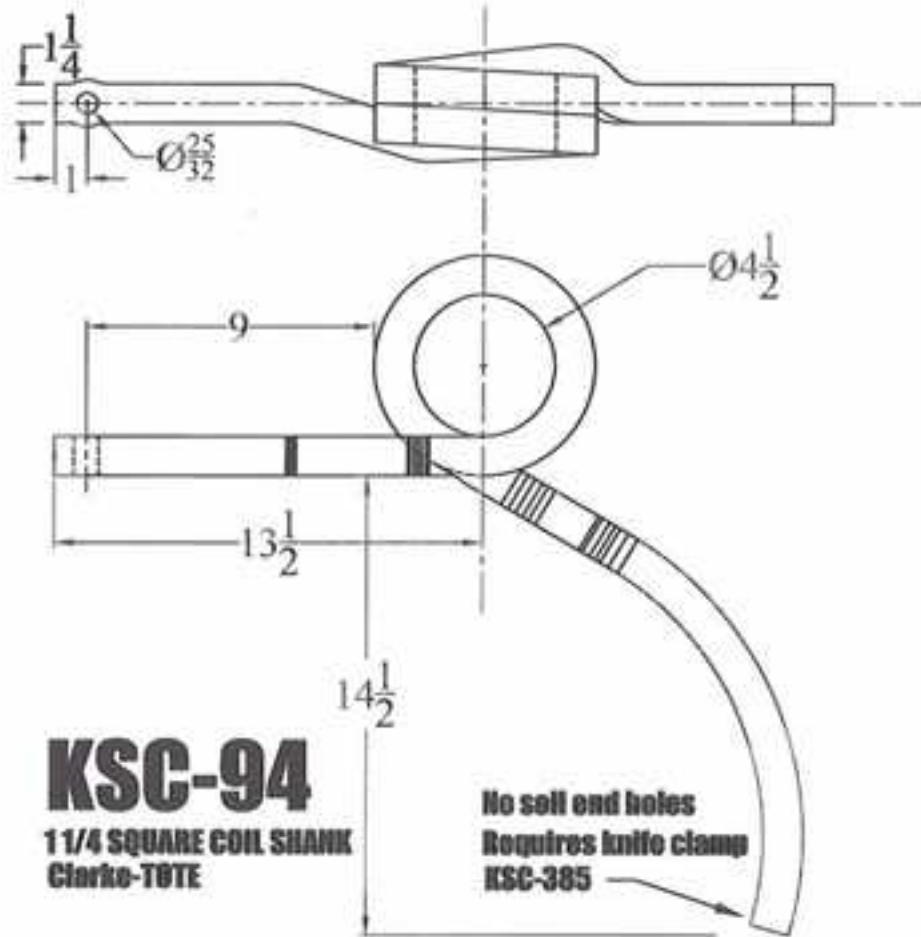
| REV. | BY | DATE | DESCRIPTION |
|------|----|------|-------------|
| - | - | - | - |
| - | - | - | - |
| - | - | - | - |
| - | - | - | - |

TOLERANCE UNLESS OTHERWISE NOTED
 0/0 +/- 1/32
 0.00 +/- .020
 0.000 +/- .005
 0.0000 +/- .001
 ANGLE +/- 1/2

SHIELD
 AGRICULTURAL EQUIPMENT

DESIGNED BY: **SHORES** DATE: **02/23/09**
 CHECKED BY: **-** DATE: **-**

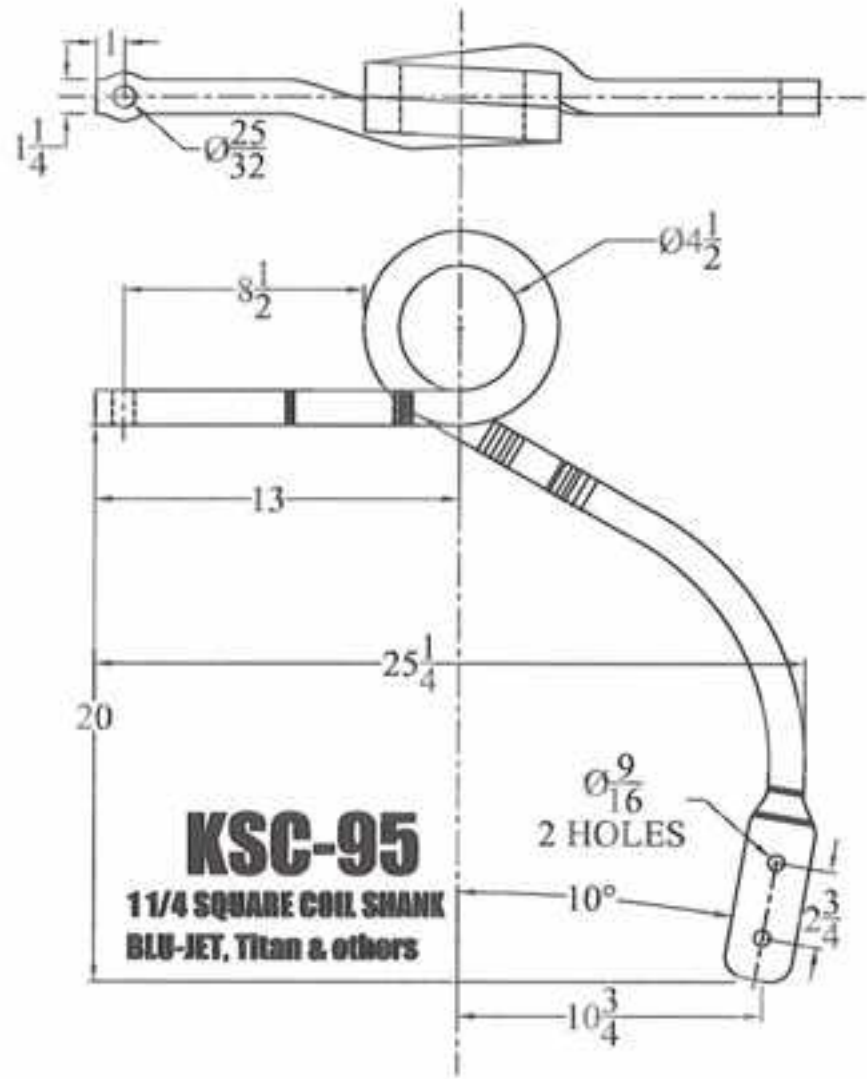
DESCRIPTION: **UNIVERSAL STUBBY 1-1/4 SQUARE, TYLER & M&W** MATERIAL: **1 1/4 SQ. 5160 HR BAR** PART NO.: **KSC-93** REV.: **-**



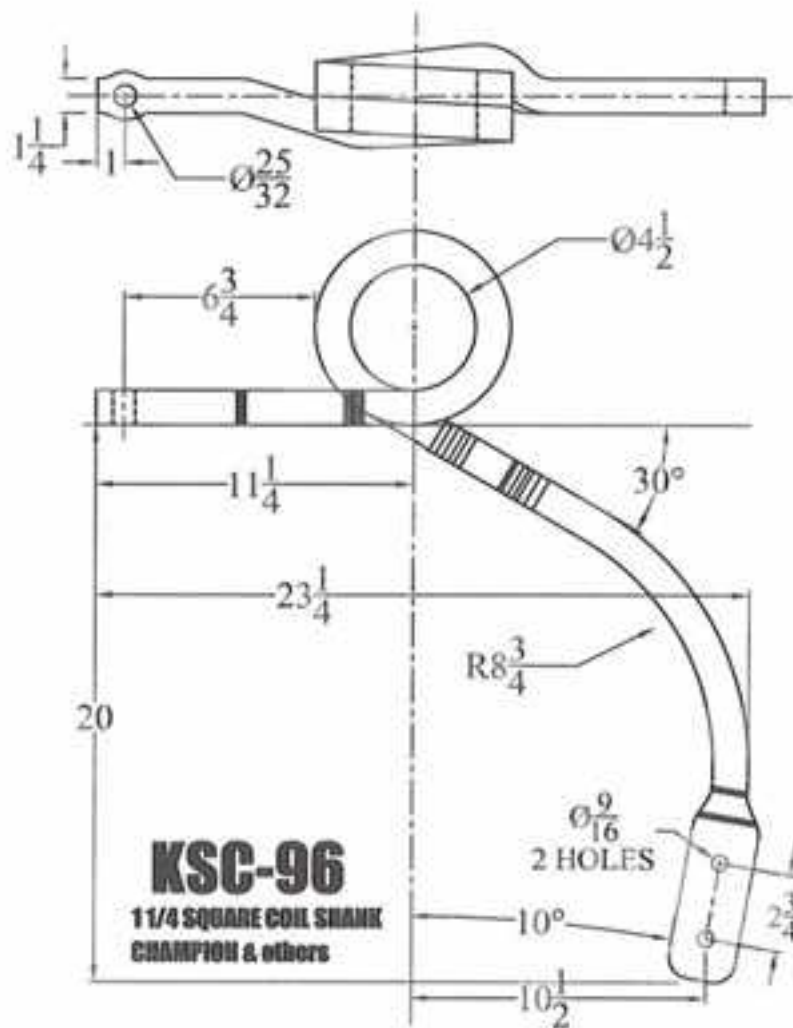
KSC-94
1 1/4 SQUARE COIL SHANK
Clarke-TOTE

No soil end holes
 Requires knife clamp
 KSC-385

| | | | | | | | |
|---|----|------|-------------|---------------------------------------|---|---|--|
| - | - | - | - | | | | |
| - | - | - | - | | | | |
| - | - | - | - | | | | |
| - | - | - | - | | | | |
| REV. | BY | DATE | DESCRIPTION | | | | |
| DESCRIPTION UNIVERSAL 1-1/4 SQUARE CLARKE & TOTE | | | | MATERIAL 1 1/4 SQ. 5160 HR BAR | TOLERANCE UNLESS OTHERWISE NOTED 0/0 +/- 1/32 0.00 +/- .020 0.000 +/- .005 0.0000 +/- .001 ANGLE +/- 1/2 | SHIELD AGRICULTURAL EQUIPMENT DRAWN BY: SHORES DATE: 02/23/09 CHECKED BY: DATE: | |
| | | | | PART NO. KSC-94 | REV. - | | |



| | | | | | | |
|--|----|------|-------------|--|---|--------|
| - | - | - | - | TOLERANCE UNLESS OTHERWISE NOTED 0/0 +/- 1/32 0.00 +/- .020 0.000 +/- .005 0.000 +/- .001 ANGLE +/- 1/2 | SHIELD AGRICULTURAL EQUIPMENT DRAWN BY: SHORES DATE: 2/23/09 CHECKED BY: _____ DATE: _____ | |
| - | - | - | - | | | |
| - | - | - | - | | | |
| - | - | - | - | | | |
| REV. | BY | DATE | DESCRIPTION | | | |
| DESCRIPTION TITAN/BLUE-JET 1-1/4 SQUARE SHANK | | | | MATERIAL 1 1/4 SQ. 5160 HR BAR | PART NO. KSC-95 | REV. - |



| REV. | BY | DATE | DESCRIPTION |
|------|----|------|-------------|
| - | - | - | - |
| - | - | - | - |
| - | - | - | - |
| - | - | - | - |

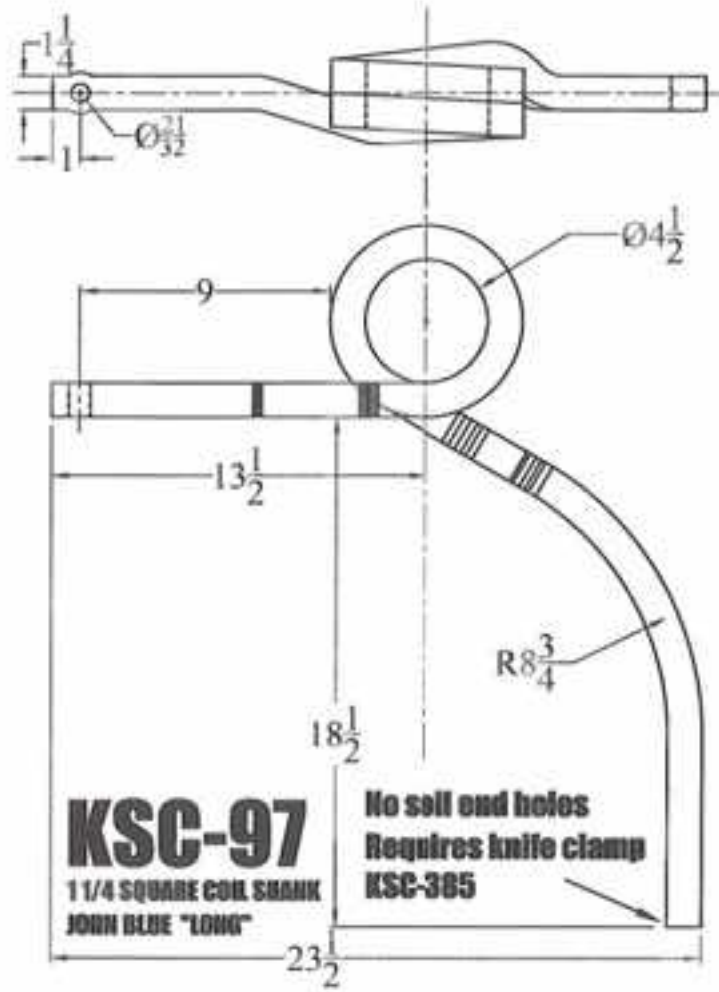
| |
|----------------------------------|
| TOLERANCE UNLESS OTHERWISE NOTED |
| 6/8 +/- 1/32 |
| 0.00 +/- .020 |
| 0.000 +/- .005 |
| 0.0000 +/- .001 |
| ANGLES +/- 1/2 |

| | |
|---|---------------|
| SHIELD AGRICULTURAL EQUIPMENT | |
| DRAWN BY: SHORES | DATE: 2/23/09 |
| CHECKED BY: . | DATE: . |

DESCRIPTION **CHAMPION 1-1/4 SQUARE SHANK**

MATERIAL **1 1/4 SQ. 5160 HR BAR**

PART NO. **KSC-96** REV. -



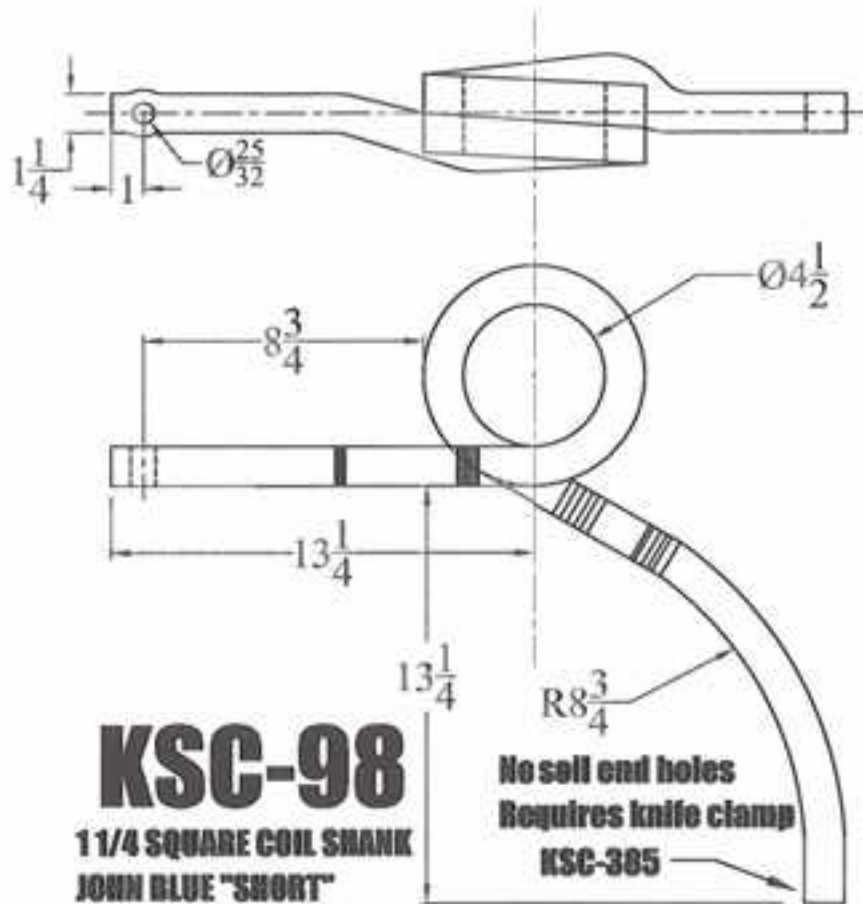
| REV. | BY | DATE | DESCRIPTION |
|------|----|------|-------------|
| - | - | - | - |
| - | - | - | - |
| - | - | - | - |
| - | - | - | - |

TOLERANCE UNLESS
 OTHERWISE NOTED
 0/0 +/- 1/32
 0.00 +/- .020
 0.000 +/- .005
 0.0000 +/- .001
 000X +/- 1/2

SHIELD
 AGRICULTURAL EQUIPMENT

| | |
|--|--------------------------------|
| DRAWN BY: SHORES CHECKED BY: | DATE: 02/23/09 DATE: |
|--|--------------------------------|

| | | | |
|---|---------------------------------------|------------------------|---------------|
| DESCRIPTION LONG JOHN BLUE 1-1/4 SQUARE COIL SHANK | MATERIAL 1 1/4 SQ. 5160 HR BAR | PART NO. KSC-97 | REV. - |
|---|---------------------------------------|------------------------|---------------|



KSC-98
1 1/4 SQUARE COIL SHANK
JOHN BLUE "SHORT"

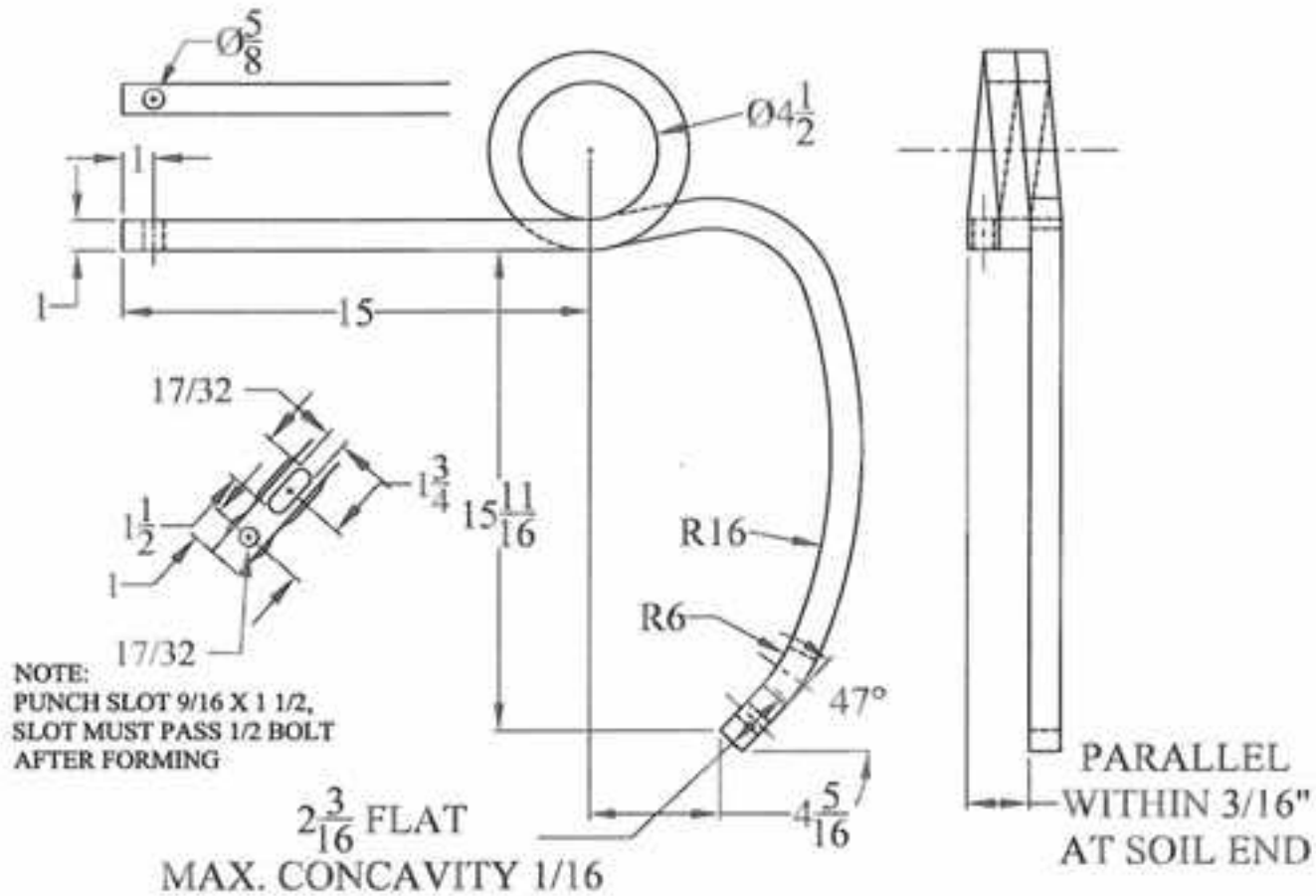
| | | | |
|------|----|------|-------------|
| - | - | - | - |
| - | - | - | - |
| - | - | - | - |
| - | - | - | - |
| REV. | BY | DATE | DESCRIPTION |

TOLERANCE UNLESS OTHERWISE NOTED
 $0/0 \pm 1/32$
 $0.00 \pm .020$
 $0.000 \pm .005$
 $0.0000 \pm .001$
 ANGLE $\pm 1/2$

SHIELD
 AGRICULTURAL EQUIPMENT

DRAWN BY: **SHORES** DATE: **02/24/09**
 CHECKED BY: - DATE: -

| | | | |
|--|------------------------------|---------------|------|
| DESCRIPTION | MATERIAL | PART NO. | REV. |
| 1-1/4" Square Coil Shank, John Blue "SHORT" | 1 1/4 SQ. 5160 HR BAR | KSC-98 | - |



HEAT TREAT TO Rc 41-47


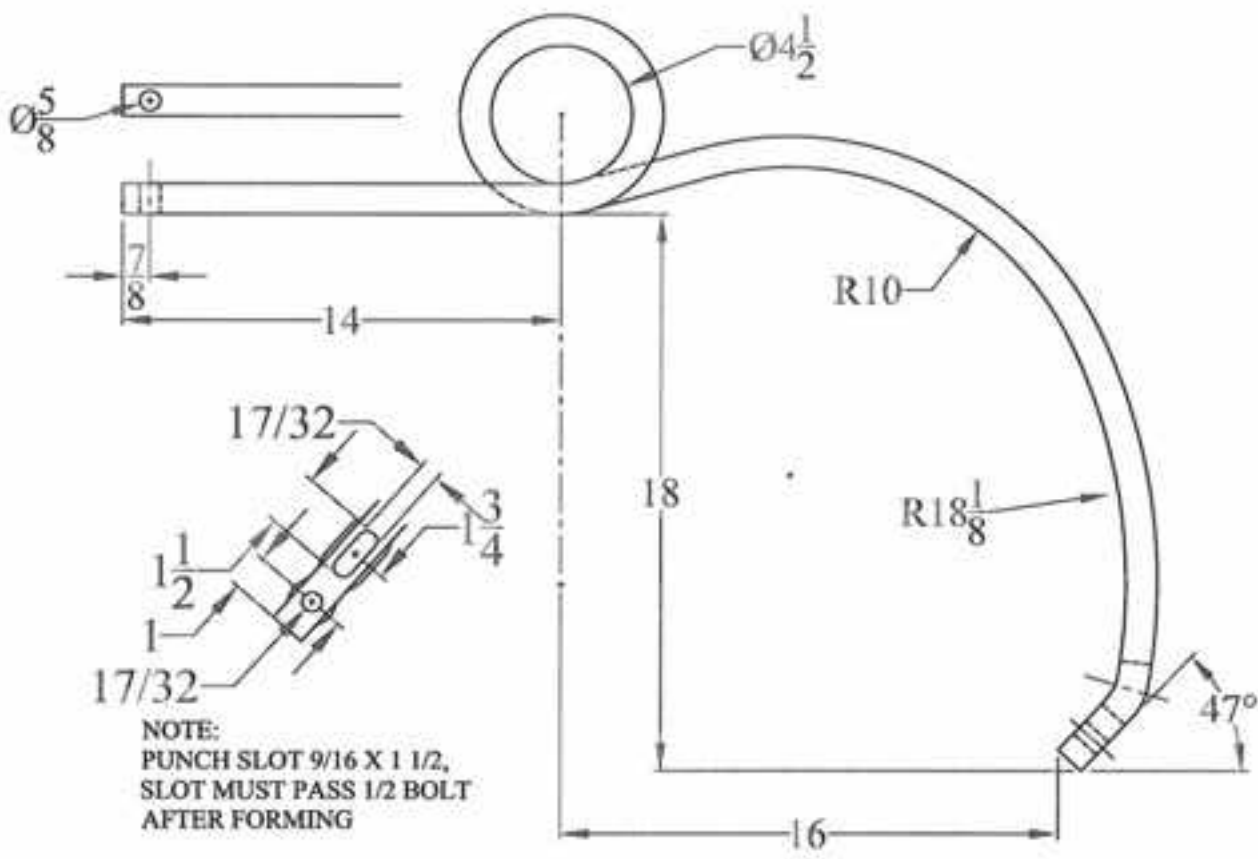
H501, 2171803

| REV. | BY | DATE | DESCRIPTION |
|------|----|------|-------------|
| - | - | - | - |
| - | - | - | - |
| - | - | - | - |
| - | - | - | - |

| |
|----------------------------------|
| TOLERANCE UNLESS OTHERWISE NOTED |
| 0/0 +/- 1/32 |
| 0.00 +/- .020 |
| 0.000 +/- .005 |
| 0.0000 +/- .001 |
| ANGLE +/- 1/2 |

| | |
|---|----------------|
| SHIELD AGRICULTURAL EQUIPMENT | |
| DRAWN BY: SHORES | DATE: 02/24/09 |
| CHECKED BY: - | DATE: - |

| | | | |
|------------------------------|-----------------------|-------------|------|
| DESCRIPTION | MATERIAL | PART NO. | REV. |
| H501 SHORT COIL SHANK | 1" SQ. NR 5160 | H501 | - |



HEAT TREAT TO Rc 41-47

H502, 2171804

| REV. | BY | DATE | DESCRIPTION |
|------|----|------|-------------|
| - | - | - | - |
| - | - | - | - |
| - | - | - | - |
| - | - | - | - |

TOLERANCE UNLESS OTHERWISE NOTED
 0/0 +/- 1/32
 0.00 +/- .020
 0.000 +/- .005
 0.0000 +/- .001
 ANGLE +/- 1/2

SHIELD
 AGRICULTURAL EQUIPMENT

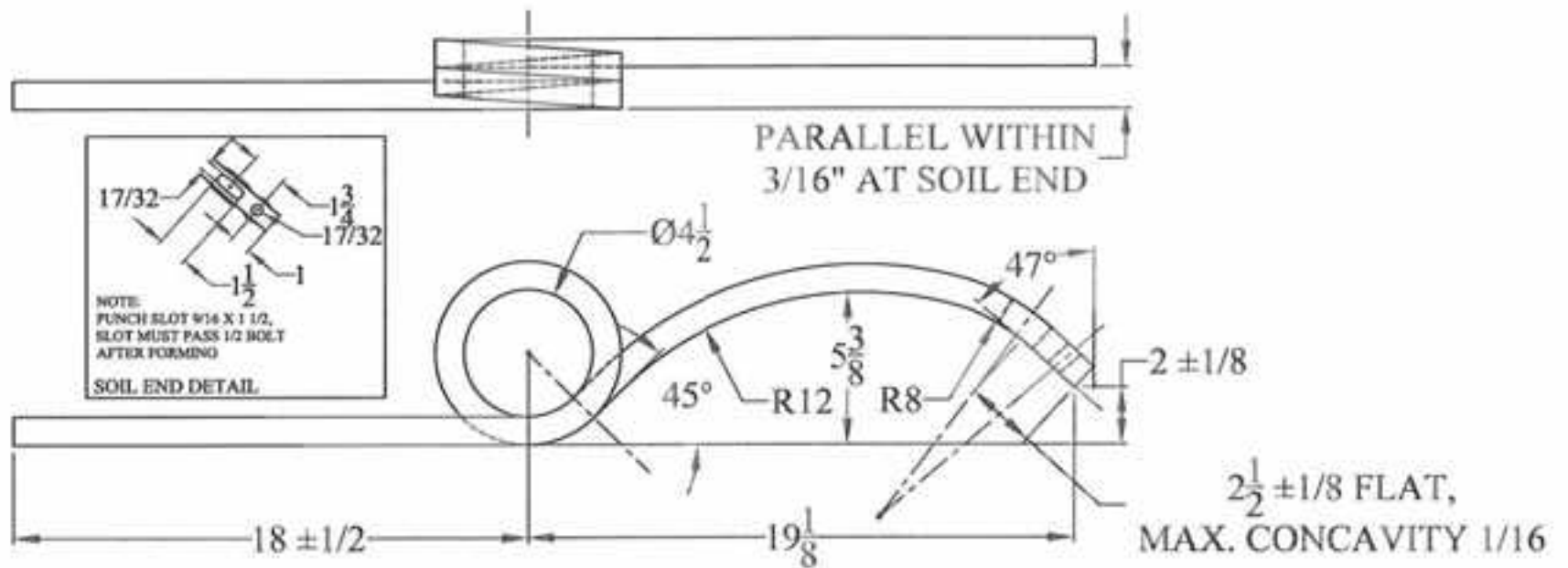
DESIGNED BY: **SHORES** DATE: **02/24/09**
 CHECKED BY: _____ DATE: _____

DESCRIPTION **H502 LONG COIL SHANK**

MATERIAL **1" SQ. HR 5160**

PART NO. **H502**

REV. -

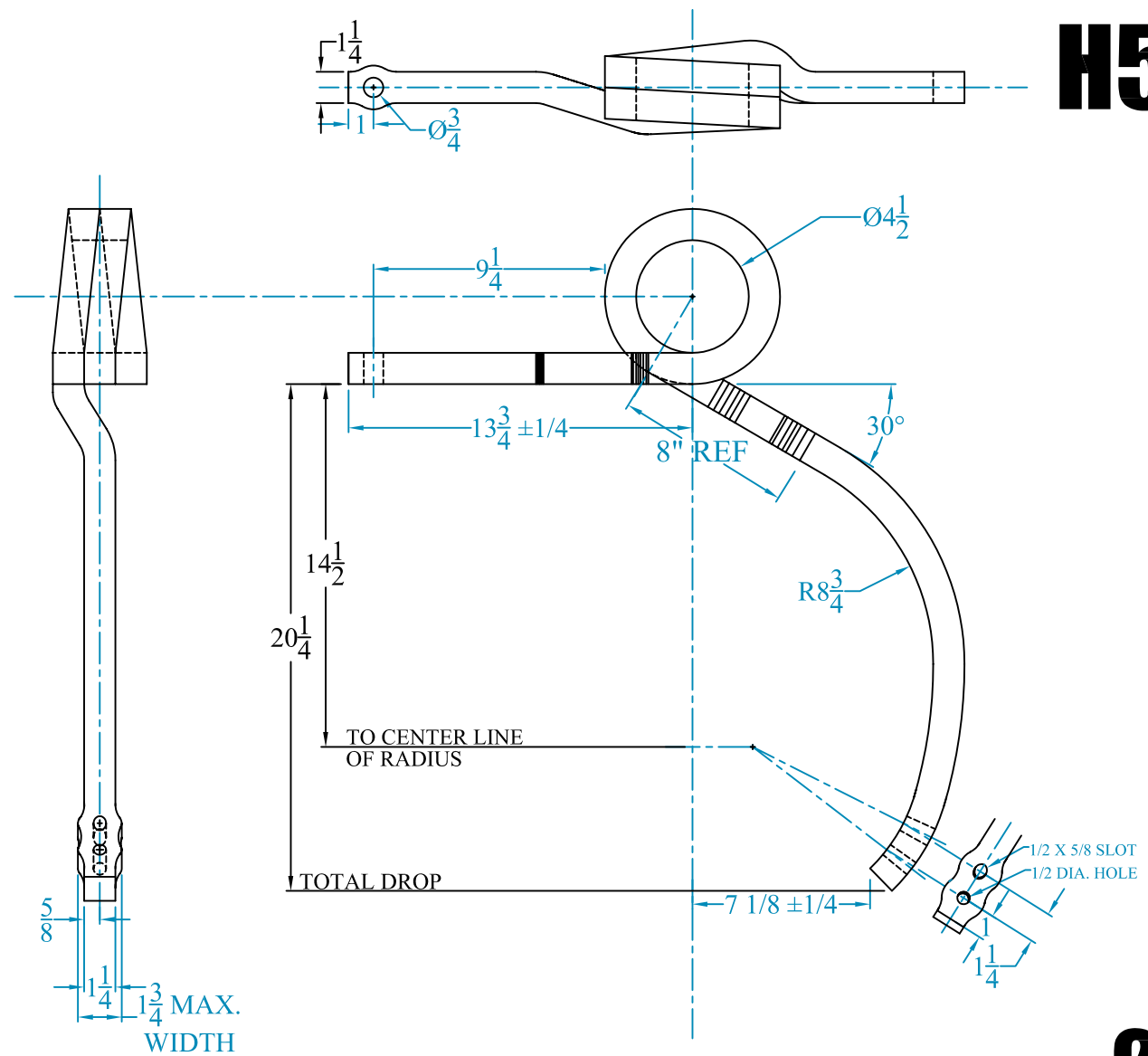


HEAT TREAT TO Rc 41-47

H506, MCC1637

| REV. | BY | DATE | DESCRIPTION | TOLERANCE UNLESS OTHERWISE NOTED | SHIELD AGRICULTURAL EQUIPMENT DRAWN BY: SHORES DATE: 02/24/09 CHECKED BY: _____ DATE: _____ | |
|---|----|------|-------------|----------------------------------|--|---------------|
| - | - | - | - | 0/0 +/- 1/32 | | |
| - | - | - | - | 0.00 +/- .020 | | |
| - | - | - | - | 0.000 +/- .005 | | |
| - | - | - | - | 0.000 +/- .001 | | |
| - | - | - | - | ANGLE +/- 1/2 | | |
| DESCRIPTION H506 1" VERTICAL MOUNT | | | | MATERIAL 1" SQ. HR 5160 | PART NO. H506 | REV. - |

H504-SC



Note: Modified ShieldAg KSC-91

2171813

SHIELD

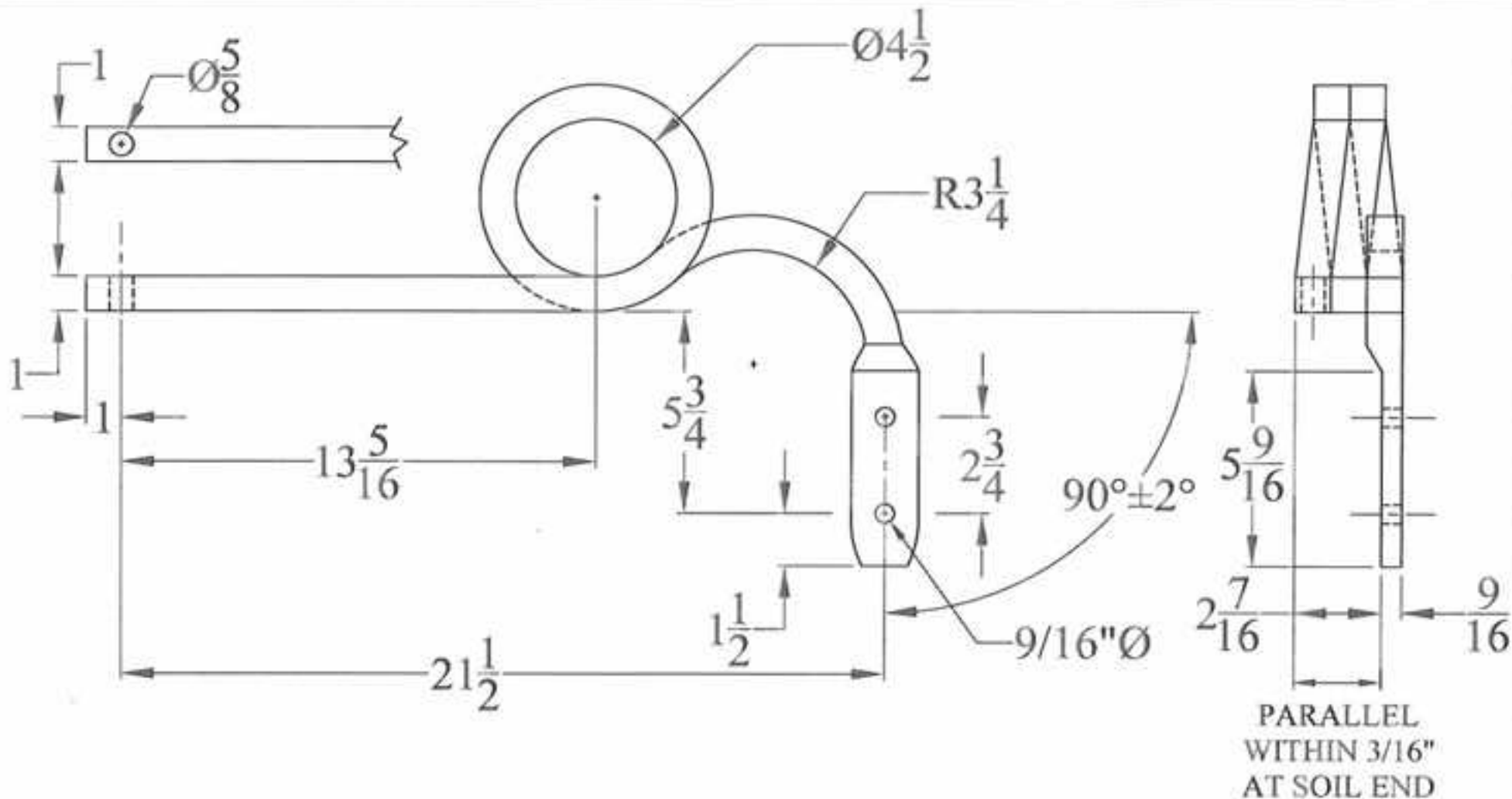
AGRICULTURAL EQUIPMENT

DRAWN BY: **SHORES** DATE: **02/24/09**
 CHECKED BY: **-** DATE: **-**

TOLERANCE UNLESS OTHERWISE NOTED
 0/0 +/- 1/32
 0.00 +/- .020
 0.000 +/- .005
 0.0000 +/- .001
 ANGLE +/- 1/2

| REV. | BY | DATE | DESCRIPTION |
|------|----|------|-------------|
| - | - | - | - |
| - | - | - | - |
| - | - | - | - |
| - | - | - | - |

| | | | | | | | |
|-------------|--------------------------|----------|------------------------------|----------|----------------|------|----------|
| DESCRIPTION | 1-1/4" SHORT COIL | MATERIAL | 1 1/4 SQ. 5160 HR BAR | PART NO. | H504-SC | REV. | - |
|-------------|--------------------------|----------|------------------------------|----------|----------------|------|----------|



HEAT TREAT TO Rc 41-47

H510, 2171806

| REV. | BY | DATE | DESCRIPTION |
|------|----|------|-------------|
| - | - | - | - |
| - | - | - | - |
| - | - | - | - |
| - | - | - | - |

DESCRIPTION **H510 STUBBY COIL SHANK**

MATERIAL **1" SQ. HR 5160**

TOLERANCE UNLESS OTHERWISE NOTED

0.00 +/- 1/32

0.00 +/- .020

0.000 +/- .005

0.0000 +/- .001

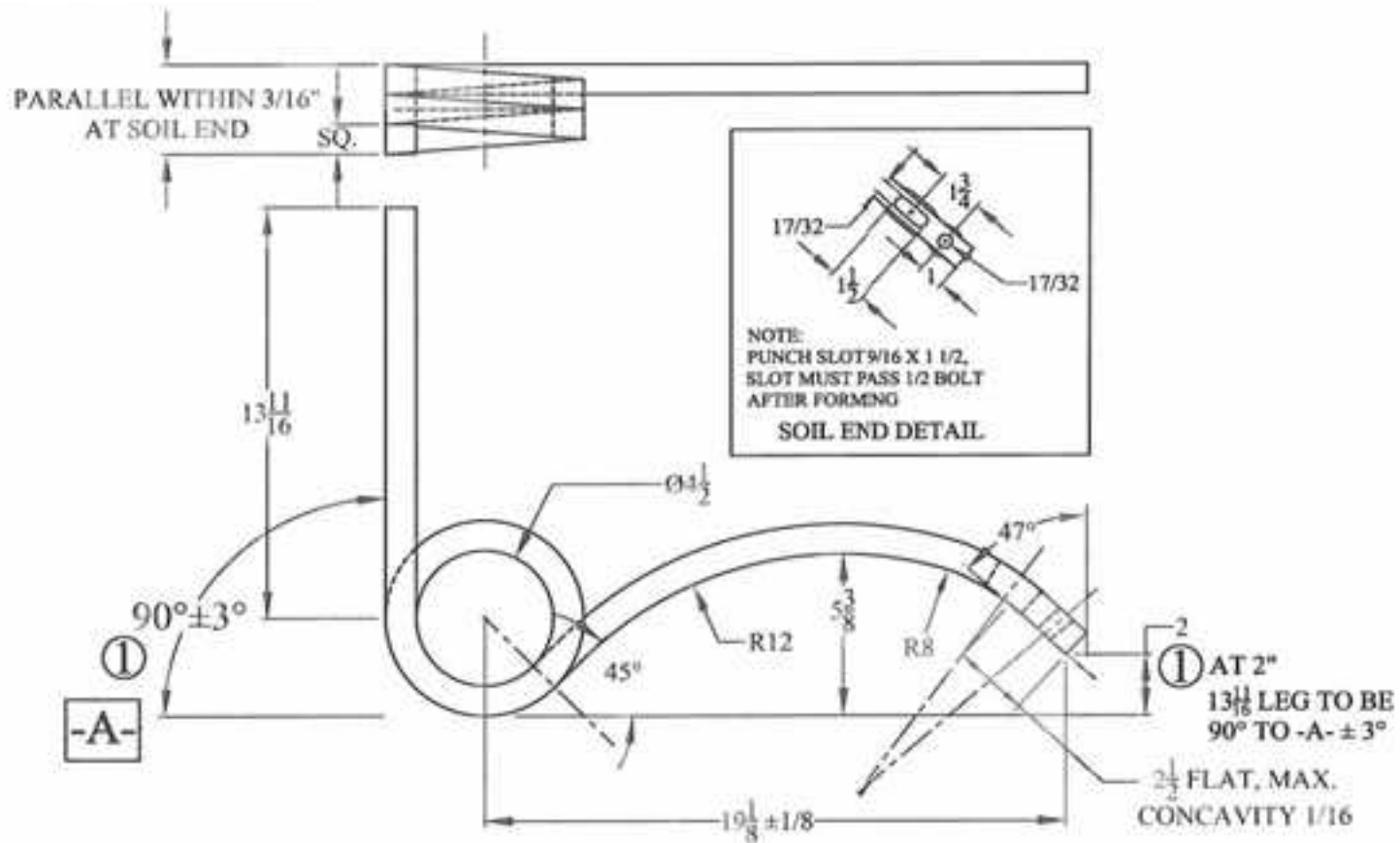
ANGLE +/- 1/2

SHIELD
AGRICULTURAL EQUIPMENT

DRAWN BY: **SHORES** DATE: **02/24/09**

CHECKED BY: DATE:

PART NO. **H510** REV. -



HEAT TREAT TO Rc 41-47

H1607, MCC1607

| REV. | BY | DATE | DESCRIPTION |
|------|----|------|-------------|
| - | - | - | - |
| - | - | - | - |
| - | - | - | - |
| - | - | - | - |

TOLERANCE UNLESS OTHERWISE NOTED

- 0/0 +/- 1/32
- 0.00 +/- .020
- 0.000 +/- .005
- 0.0000 +/- .001
- ANGLES +/- 1/2

SHIELD
AGRICULTURAL EQUIPMENT

| | |
|------------------|----------------|
| DRAWN BY: SHORES | DATE: 02/24/09 |
| CHECKED BY: - | DATE: - |

DESCRIPTION **1" HORIZONTAL MOUNT**

MATERIAL **1" SQ. NR 5160**

PART NO. **H1607**

REV. -

| Shield Bar Size | Liquid or NH3 | Manufacturer | Bar Size (inches) | | Applicator notes |
|--------------------|------------------|--------------|-------------------|------------|------------------------|
| | | | Vertical | Horizontal | |
| 6X4 | LIQ | Dalton | 6 | 4 | dual gang, 12 coulters |
| 6X4 | NH3 | Dalton | 6 | 4 | DW3000, DW6000-series |

| Bar Size | Manufacturer | Bar Size (inches) | | Applicator notes | |
|----------|--------------|-------------------|------------|------------------|------------------------|
| | | Vertical | Horizontal | | |
| 4X4 | LIQ | DMI/CNH | 4 | 4 | small bar |
| 6X4 | LIQ | DMI/CNH | 6 | 4 | large bar (NPX 2800) |
| 6X4 | NH3 | DMI/CNH | 6 | 4 | 3000-series |
| 6X4 | NH3 | DMI/CNH | 6 | 4 | 4000-series |
| 6X4 | NH3 | DMI/CNH | 6 | 4 | 5000-series & NPX 5300 |

| Bar Size | Manufacturer | Bar Size (inches) | | Applicator notes | |
|----------|--------------|-------------------|------------|------------------|-------------|
| | | Vertical | Horizontal | | |
| 7X7 | LIQ | Blu-Jet | 7 | 7 | AT 3000 |
| 6X6 | NH3 | Blu-Jet | 6 | 6 | AT 5000 |
| 4X6 | NH3 | Blu-Jet | 4 | 6 | Land Runner |
| 6X6 | NH3 | Blu-Jet | 6 | 6 | AT6010 |

| Bar Size | Manufacturer | Bar Size (inches) | | Applicator notes | |
|----------|--------------|-------------------|------------|------------------|-------------|
| | | Vertical | Horizontal | | |
| 7X7 | LIQ | Progressive | 7 | 7 | 2500 & 2450 |
| 5X7 | NH3 | Progressive | 5 | 7 | 1300 |

| Bar Size | Manufacturer | Bar Size (inches) | | Applicator notes | |
|----------|--------------|-------------------|------------|------------------|-----------------|
| | | Vertical | Horizontal | | |
| 7X7 | LIQ | Fast Distr. | 7 | 7 | 8100 main frame |
| 7X5 | LIQ | Fast Distr. | 7 | 5 | 8100 flip wings |
| 6X4 | LIQ | Fast Distr. | 6 | 4 | 8129 twin gang |

| Bar Size | Manufacturer | Bar Size (inches) | | Applicator notes | |
|----------|--------------|-------------------|------------|------------------|---------------|
| | | Vertical | Horizontal | | |
| 6X4 | LIQ | Schaben | 6 | 4 | LA9000 liquid |

| Bar Size | Manufacturer | Bar Size (inches) | | Applicator notes | |
|----------|--------------|-------------------|------------|------------------|-------------------|
| | | Vertical | Horizontal | | |
| 7X4 | LIQ | KBH | 7 | 4 | Liquid applicator |

| Bar Size | Manufacturer | Bar Size (inches) | | |
|----------|--------------|-------------------|------------|---|
| | | Vertical | Horizontal | |
| 6X4 | LIQ | Clark | 6 | 4 |

| Bar Size | Manufacturer | Bar Size (inches) | | Applicator notes | |
|----------|--------------|-------------------|------------|------------------|--------------------|
| | | Vertical | Horizontal | | |
| 4X6 | LIQ | Ag Systems | 4 | 6 | 6000-series |
| 4X6 | NH3 | Ag Systems | 4 | 6 | 7200 & 8000-series |

| Bar Size | Manufacturer | Bar Size (inches) | | Applicator notes | |
|----------|--------------|-------------------|------------|------------------|------|
| | | Vertical | Horizontal | | |
| 6X4 | LIQ | P & H Mfg. | 6 | 4 | 2880 |
| 4X6 | NH3 | P & H Mfg. | 4 | 6 | 2897 |

NOTE: ShieldAg uses ASAE standard tool bar sizing

VERTICAL first, Horizontal second: DMI uses the opposite terminology

For use with coultter arm and blade

Where customer needs to mount everything possible to one tool bar

Tool Bar size VERTICAL DIMENSION FIRST, HORIZONTAL DIMENSION SECOND

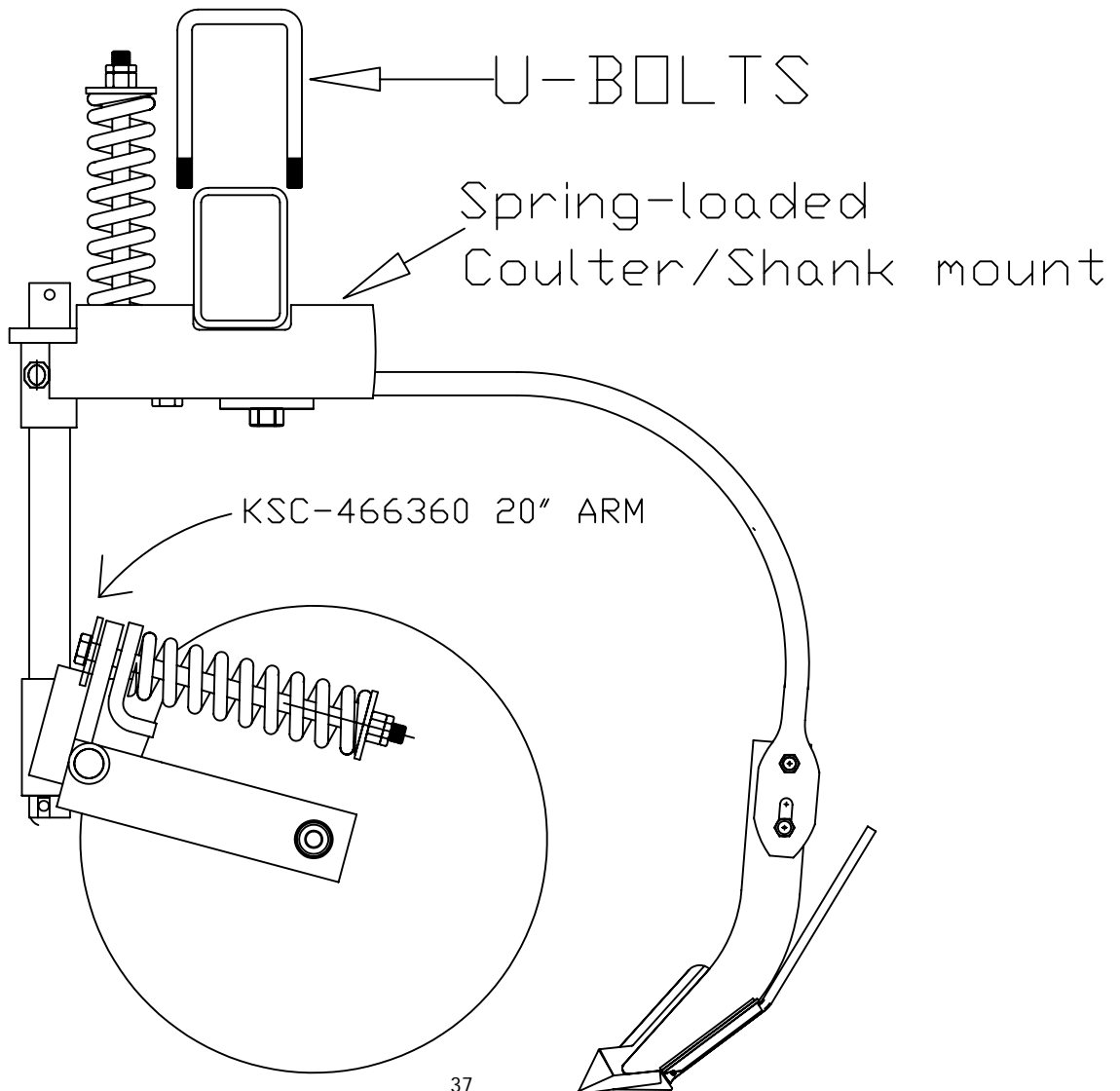
EXAMPLE 4 X 6 means 4" vertical X 6" horizontal

| Bar size Vert X Horiz | Spring-loaded Coulter/Shank mount | Heavy-duty double spring Coulter/Shank mount | U-bolts 2 per row | 20" Arm |
|--------------------------|--------------------------------------|---|----------------------|------------|
| 4X4 | KSC-466540 | KSC-466540X | AP-500529 | KSC-466360 |
| 6X4 | KSC-466540 | KSC-466540X | AP-505530 | KSC-466360 |
| 4X6 | KSC-466560 | KSC-466560X | AP-505529 | KSC-466360 |
| 6X6 | KSC-466560 | KSC-466560X | AP-505018 | KSC-466360 |
| 5X5 | KSC-466750 | KSC-466750X | AP-500539 | KSC-466360 |
| 5X7 | KSC-466570 | KSC-466570X | AP-500537 | KSC-466360 |
| 7X7 | KSC-466570 | KSC-466570X | AP-500538 | KSC-466360 |

CHOICE OF SHANK: KSC-1298, KSC-1298WP, KSC-1290, KSC-1295, KSC-1299

Bolt for bolting the shank to the clamp 106-E3 3/4-10 X 3" hex bolt grade 5

NOTE: KSC-466370 24" Coulter Arms are not designed for use with Single Toolbar CS Mounts



Shield Ag 800-798-1968

Single Tool Bar Mounting System for RIGID SHANK MOUNT

For use with coulter arm and blade

Where customer needs to mount everything possible to one tool bar

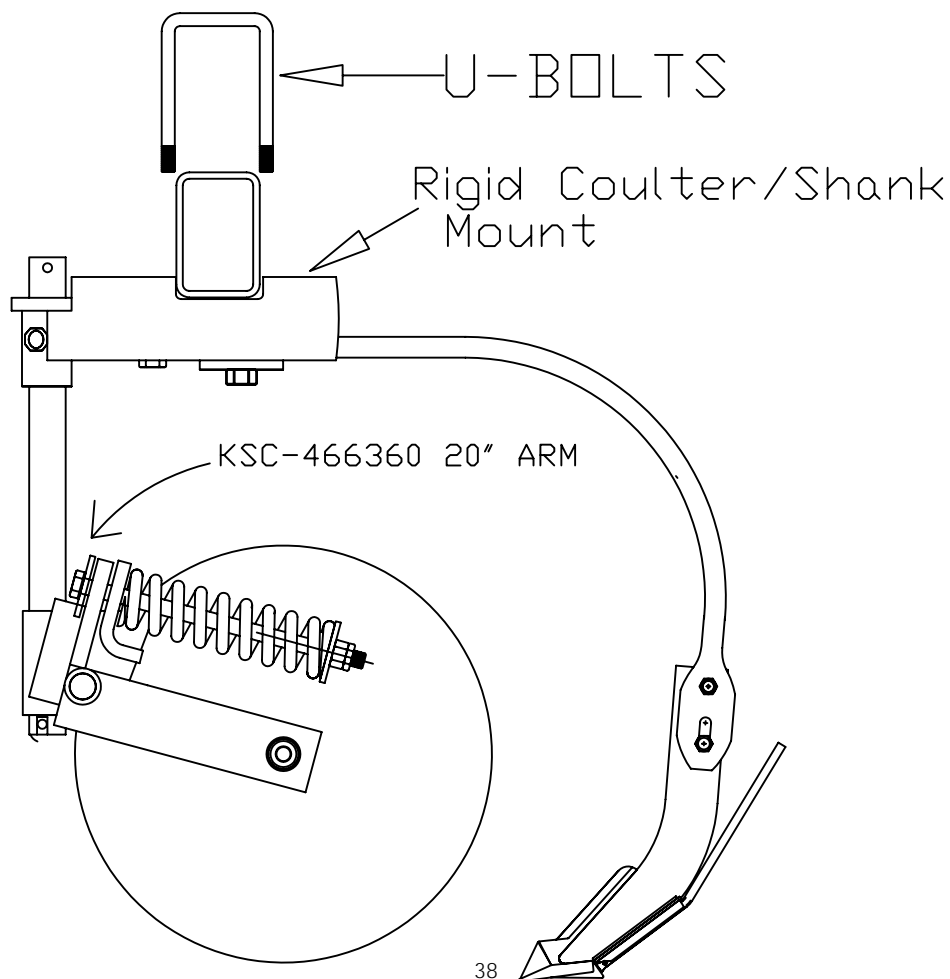
Tool Bar size VERTICAL DIMENSION FIRST, HORIZONTAL DIMENSION SECOND

EXAMPLE 4 X 6 means 4" vertical X 6" horizontal

| Bar size Vert X Horiz | Rigid CS Mount Tool Bar Clamp | U-bolts 2 per row | 20" Arm |
|--------------------------|----------------------------------|----------------------|------------|
| 4X4 | KSC-466392 | AP-500529 | KSC-466360 |
| 6X4 | KSC-466392 | AP-505530 | KSC-466360 |
| 4X6 | KSC-466396 | AP-505529 | KSC-466360 |
| 4X6 | KSC-466396-KSC95 | AP-505529 | KSC-466360 |
| 6X6 | KSC-466396 | AP-505018 | KSC-466360 |
| 5X5 | KSC-466751 | AP-500539 | KSC-466360 |
| 5X7 | KSC-466397 | AP-500537 | KSC-466360 |
| 7X7 | KSC-466397 | AP-500538 | KSC-466360 |

CHOICE OF SHANK: KSC-1298, KSC-1298WP, KSC-1290, KSC-1295, KSC-1299

Bolt for bolting the shank to the clamp 106-E3 3/4-10 X 3" hex bolt grade 5



Double Tool Bar System (front bar and back bar) with SPRING BUNDLE shank mounts

ShieldAg 800-798-1968

Mount coulter system on Front bar

Mount Shanks on rear bar

Tool Bar size VERTICAL DIMENSION FIRST, HORIZONTAL DIMENSION SECOND

EXAMPLE 4 X 6 means 4" vertical X 6" horizontal

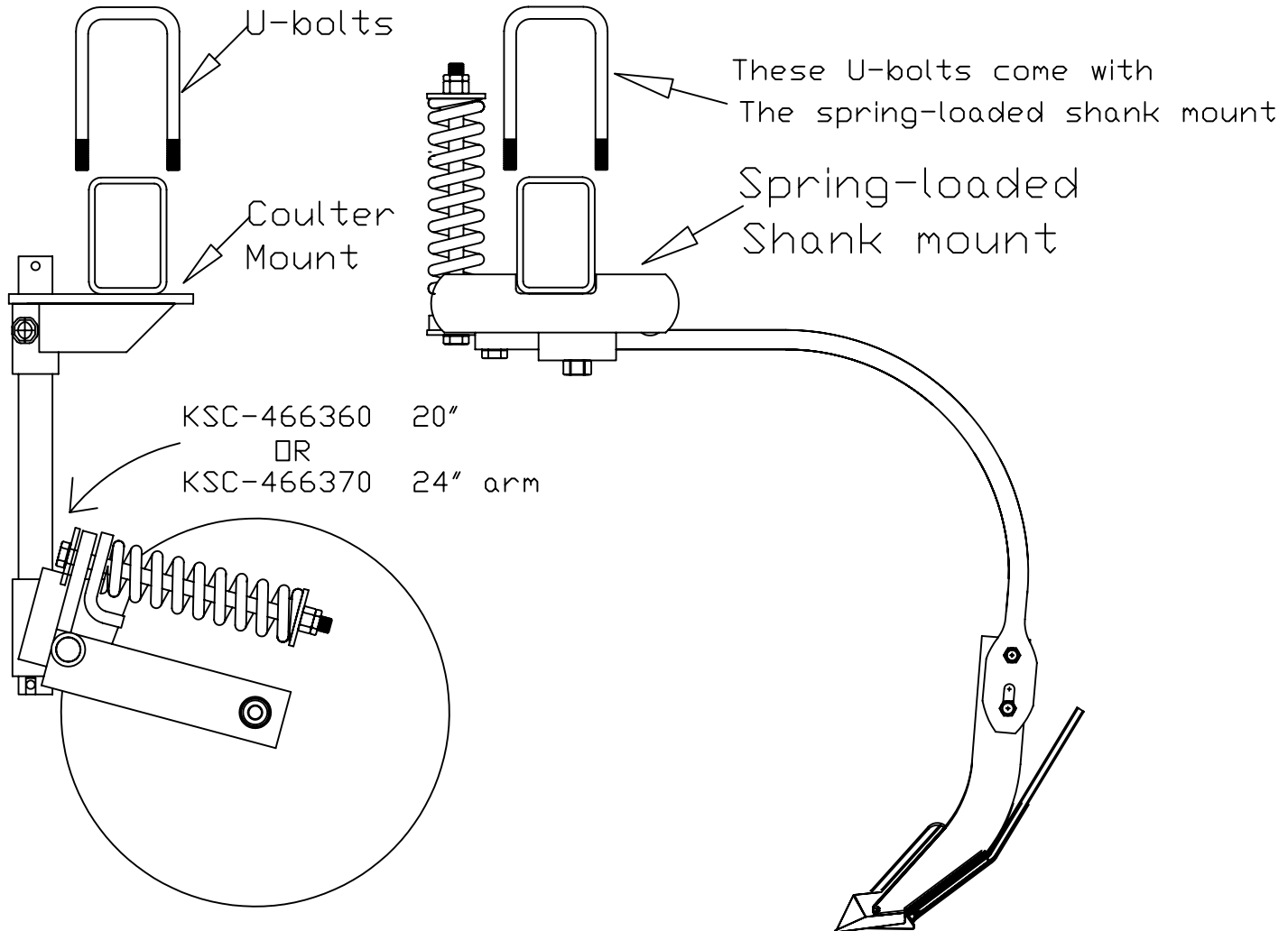
S-series clamps come with U-bolts

| Bar Size Vert X Horiz | Coulter Mount On Front Bar | Front Bar U-bolts (quantity) | S-series clamps come with U-bolts | | Standard Spring Bundle | Heavy-Duty Spring Bundle |
|--------------------------|-------------------------------|---------------------------------|-----------------------------------|------------|---------------------------|-----------------------------|
| | | | 20" Arm | 24" Arm | | |
| 6X2 | KSC-466340 | AP-500534 (1) | KSC-466360 | KSC-466370 | N/A | N/A |
| 4X4 | KSC-466340 | AP-500531 (1) | KSC-466360 | KSC-466370 | S-1244SL | S-1244SLX |
| 6X4 | KSC-466340 | AP-500532 (1) | KSC-466360 | KSC-466370 | S-1264SL | S-1264SLX |
| 4X6 | KSC-466640 | AP-505532 (2) | KSC-466360 | KSC-466370 | S-1246SL | S-1246SLX |
| 6X6 | KSC-466640 | AP-500533 (2) | KSC-466360 | KSC-466370 | S-1266SL | S-1266SLX |
| 5X7 | KSC-466571 | AP-500535 (2) | KSC-466360 | KSC-466370 | S-1257SL | S-1257SLX |
| 5X5 | KSC-466572 | AP-505126 (2) | KSC-466360 | KSC-466370 | S-1255SL | S-1255SLX |
| 7X7 | KSC-466571 | AP-510755 (2) | KSC-466360 | KSC-466370 | S-1277SL | S-1277SLX |

SELECTION GUIDE

CHOICE OF SHANK: KSC-1298, KSC-1298WP, KSC-1290, KSC-1295, KSC-1299

Bolt for bolting the shank to the clamp 106-E3 3/4-10 X 3" hex bolt grade 5



Mount coulters system on Front bar

Mount Shanks on rear bar using KSC-12 series clamps or Lollipop-style clamps

Tool Bar size VERTICAL DIMENSION FIRST, HORIZONTAL DIMENSION SECOND

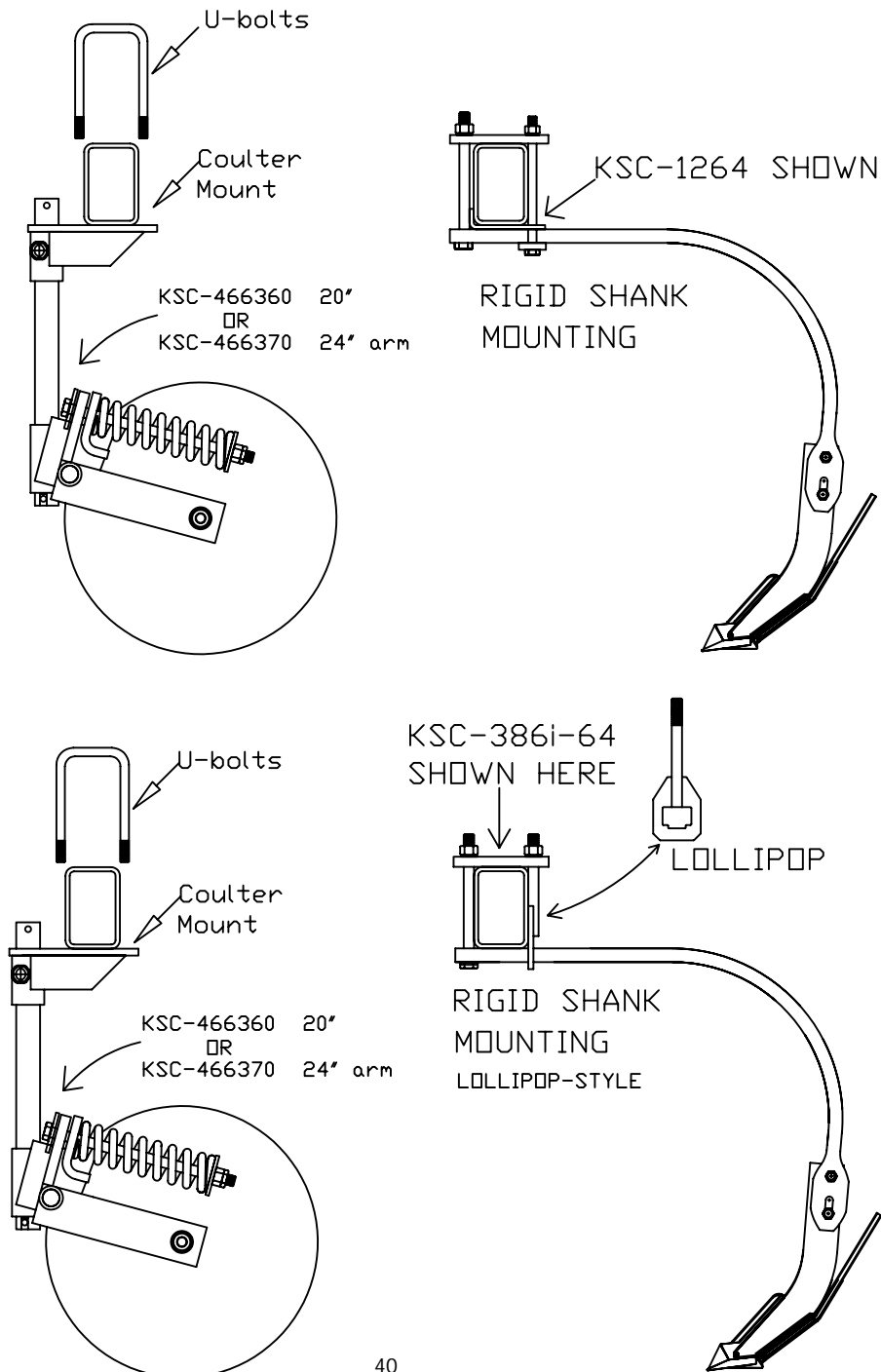
EXAMPLE 4 X 6 means 4" vertical X 6" horizontal

| Bar Size | Coulter Mount | Front Bar | Rigid Mount | | Lollipop |
|--------------|---------------|--------------------|-------------|------------|-----------|
| Vert X Horiz | On Front Bar | U-bolts (quantity) | 20" Arm | 24" Arm | Clamp Set |
| 6X2 | KSC-466340 | AP-500534 (1) | KSC-466360 | KSC-466370 | KSC-1262 |
| 4X4 | KSC-466340 | AP-500531 (1) | KSC-466360 | KSC-466370 | KSC-1244 |
| 6X4 | KSC-466340 | AP-500532 (1) | KSC-466360 | KSC-466370 | KSC-1264 |
| 4X6 | KSC-466640 | AP-505532 (2) | KSC-466360 | KSC-466370 | KSC-1246 |
| 6X6 | KSC-466640 | AP-500533 (2) | KSC-466360 | KSC-466370 | KSC-1266 |
| 5X7 | KSC-466571 | AP-500535 (2) | KSC-466360 | KSC-466370 | KSC-1257 |
| 5X5 | KSC-466572 | AP-505126 (2) | KSC-466360 | KSC-466370 | KSC-1255 |
| 7X7 | KSC-466571 | AP-510755 (2) | KSC-466360 | KSC-466370 | KSC-1277 |

CHOICE OF SHANK: KSC-1298, KSC-1298WP, KSC-1290, KSC-1295, KSC-1299

Lollipop clamp sets listed include ONE lollipop and one bolt, with all hardware included

NOTE: Other Lollipop configurations and combinations available from ShieldAg



ShieldAg 800-798-1968

Single Bar Rigid SHANK MOUNT ONLY for 1 X 2 Shanks
NO COULTER SYSTEM

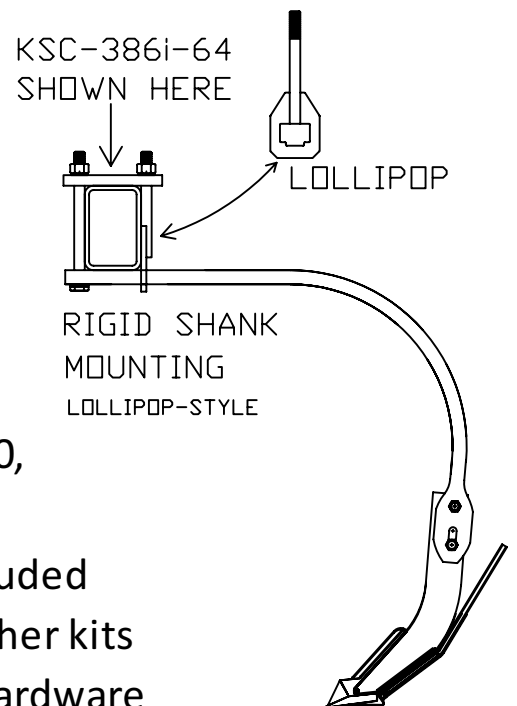
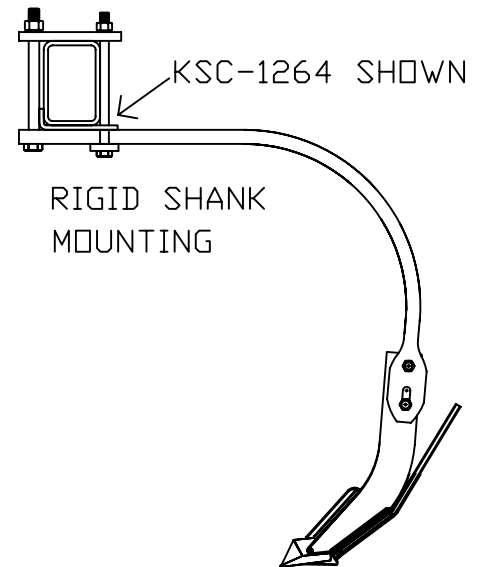
Mount Shanks on bar using KSC-12 series clamps
or Lollipop-style clamps

Tool Bar size VERTICAL DIMENSION FIRST,
HORIZONTAL DIMENSION SECOND
EXAMPLE 4 X 6 means 4" vertical X 6" horizontal

| Bar Size Vertical X Horizontal | Rigid Mount Clamp Set | Lollipop Clamp Set |
|-----------------------------------|--------------------------|-----------------------|
| 6X2 | N/A | N/A |
| 4X4 | KSC-1244 | KSC-386i-44 |
| 6X4 | KSC-1264 | KSC-386i-64 |
| 4X6 | KSC-1246 | KSC-386i-46 |
| 6X6 | KSC-1266 | KSC-386i-66 |
| 5X7 | KSC-1257 | KSC-384-57 |
| 5X5 | KSC-1255 | KSC-384-55 |
| 7X7 | KSC-1277 | KSC-384-77 |

CHOICE OF SHANK: KSC-1298, KSC-1298WP, KSC-1290,
KSC-1295 or KSC-1299

Rigid and Lollipop clamp sets listed all hardware included
Lollipop clamp sets have ONE lollipop in kit, other kits
Are available with different combinations of hardware



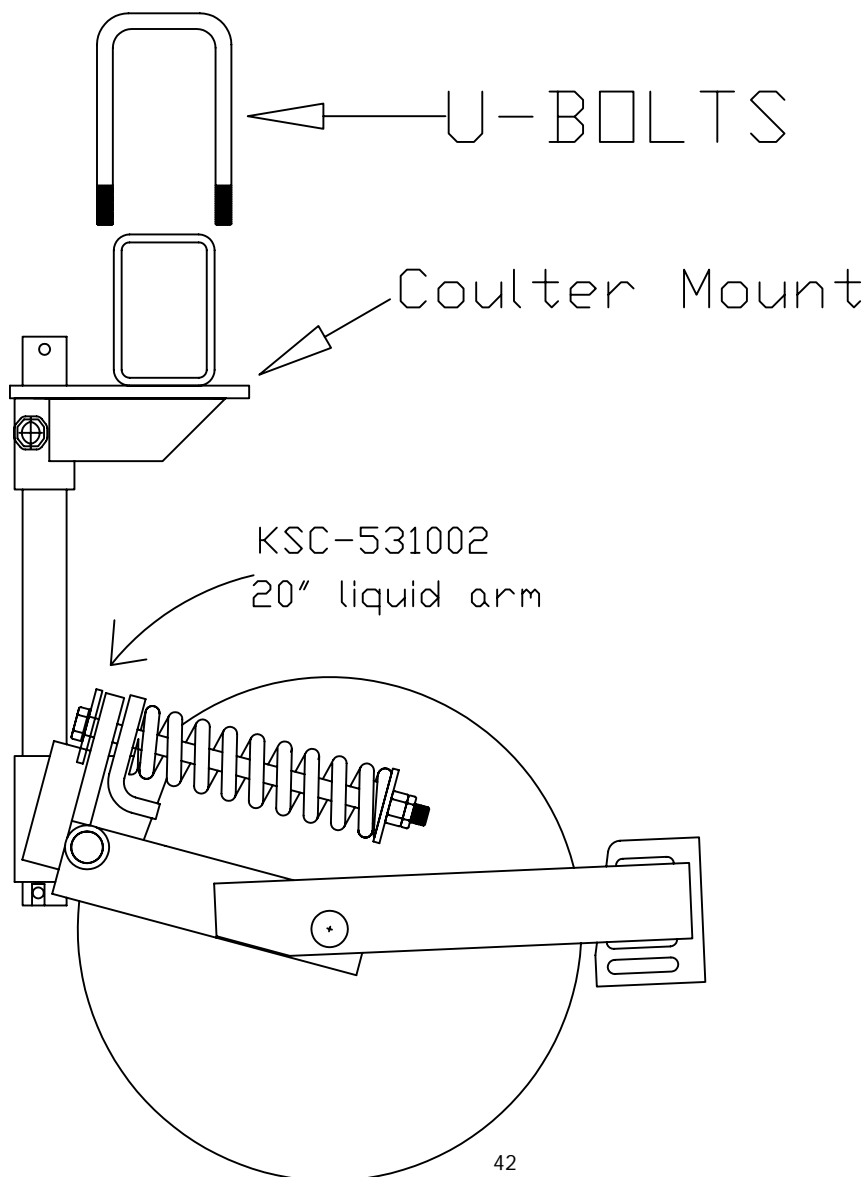
Single Bar LIQUID COULTER MOUNT

ShieldAG 800-798-1968

Tool Bar size VERTICAL DIMENSION FIRST, HORIZONTAL DIMENSION SECOND

EXAMPLE 4 X 6 means 4" vertical X 6" horizontal

| Bar Size Vert X Horiz | Coulter Mount On Front Bar | Bar Mount U-bolts (quantity) | 20" liquid Arm |
|--------------------------|-------------------------------|---------------------------------|-------------------|
| 6X2 | KSC-466340 | AP-500534 (1) | KSC-531002 |
| 4X4 | KSC-466340 | AP-500531 (1) | KSC-531002 |
| 6X4 | KSC-466340 | AP-500532 (1) | KSC-531002 |
| 4X6 | KSC-466640 | AP-505532 (2) | KSC-531002 |
| 6X6 | KSC-466640 | AP-500533 (2) | KSC-531002 |
| 5X7 | KSC-466571 | AP-500535 (2) | KSC-531002 |
| 5X5 | KSC-466572 | AP-505126 (2) | KSC-531002 |
| 7X7 | KSC-466571 | AP-510755 (2) | KSC-531002 |




SELECTION GUIDE

ShieldAg Standard ROW UNITS

| DMI Part # | ShieldAg # | Description, Coultter Arm assemblies | Unit Weight, lbs |
|------------|------------|--|------------------|
| 04663600 | KSC-466360 | 20" Coultter Arm with shaft and 20" smooth blade | 77 |
| 04663700 | KSC-466370 | 24" Coultter Arm with shaft and 24" smooth blade | 90 |
| 05310015 | KSC-531002 | 20" Liquid Coultter Arm w/ shaft and 20" fluted crucible bla | 91 |

NOTE: Different styles of blades may be substituted upon request

ShieldAg KSC-466360 20" Coultter Arm



- 4" vertical travel
- Up to 800f down pressure
- Heavy-duty 1-3/4" diameter mounting bar
- Equipped with 20" diameter smooth blade
- Uses off-the-shelf N833 hub and spindle
- Fluted, Crucible and Notched blades available
- Bar mounts available for any size toolbar

ShieldAg KSC-531002 20" Liquid Coultter Arm



- Shown with ShieldAg K-5S Chrome Liquid Knife
- Also accomodates spray stream injectors
- 4" vertical travel
- Up to 800f down pressure
- Heavy-duty 1-3/4" diameter mounting bar
- Equipped with 20" diameter smooth blade
- Uses off-the-shelf N833 hub and spindle
- Fluted, Crucible and Notched blades available
- Bar mounts available for any size toolbar



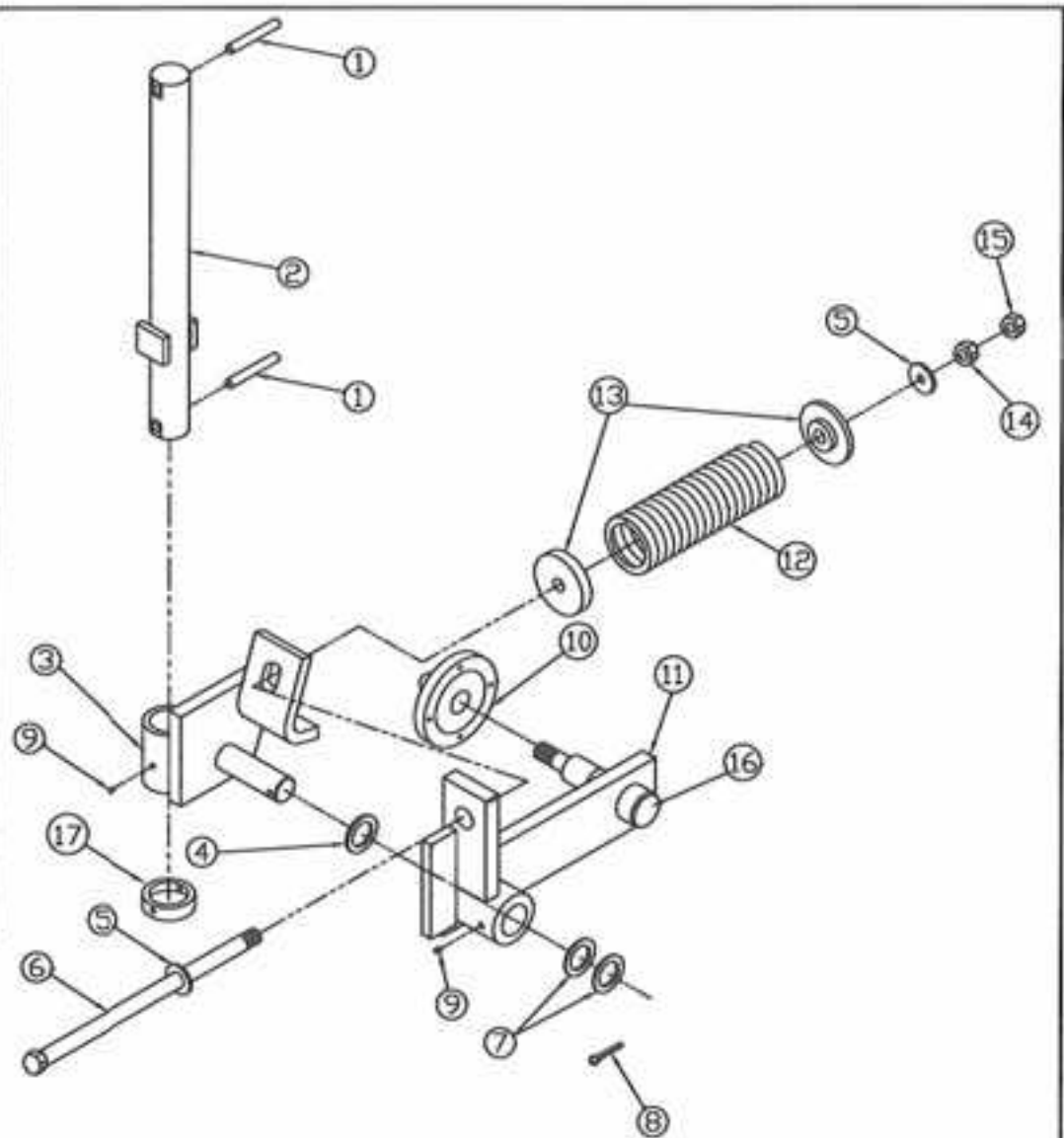
www.shieldag.com
(800) 798-1968
www.acraplant.com



PO Box 687 • Hutchinson, KS 67504-0687 • (620) 662-7482 Fax

ROW
UNITS

| Item | Part # | DESCRIPTION | QTY |
|------|------------------------------------|----------------------------------|-----|
| 1 | KSC-466360-RP716 | Spring Pin, 7/16 X 3 | 2 |
| 2 | KSC-466315 (20" & 24") | COULTER SHAFT | 1 |
| 3 | KSC-466320 | COULTER PIVOT ASSEMBLY | 1 |
| 4 | KSC-466360-MB10 | Machine Bushing 10 ga | 1 |
| 5 | MF6H | Washer, Flat, 3/4" High Strength | 2 |
| 6 | 106-N1 | HCS, 3/4" X 14" BOLT GR.5 | 1 |
| 7 | KSC-466360-MB14 | Machine Bushing, 14 ga | 2 |
| 8 | KSC-466360-CP | Cotter Pin, 1/4 X 2 | 1 |
| 9 | KSC-466360-GF | Drive Zerk | 2 |
| 10 | KSC-466300-HUB | N633 Hub Assembly With Bearings | 1 |
| | | See Page 2 for HUB Service | |
| 11 | KSC-466300 (20"), KSC-466305 (24") | COLTER ARM ASSEMBLY | 1 |
| 12 | SPR-1 (20" & 24") | MAIN SPRING | 1 |
| 13 | S1244SL-SPC | SPRING CAP WELDMENT | 2 |
| 14 | N6 | NUT, HEX, 3/4" High Strength | 1 |
| 15 | N6J | NUT, HEX, JAM, 3/4" PLATED | 1 |
| 16 | KSC-466300-SPL | N633 Spindle w/ Hardware | 1 |
| 17 | KSC-466315-C | COLLAR | 1 |
| | | See Page 2 for Spindle Service | |
| | 20 PL COMBO OMT SHOWN | 20" SMOOTH BLADE | |
| | 20 FL COMBO OMT SHOWN | 20" FLUTED BLADE | |
| | 20 FLC COMBO OMT SHOWN | 20" CRUCIBLE BLADE | |
| | 20 NO COMBO OMT SHOWN | 20" NOTCHED BLADE | |



44

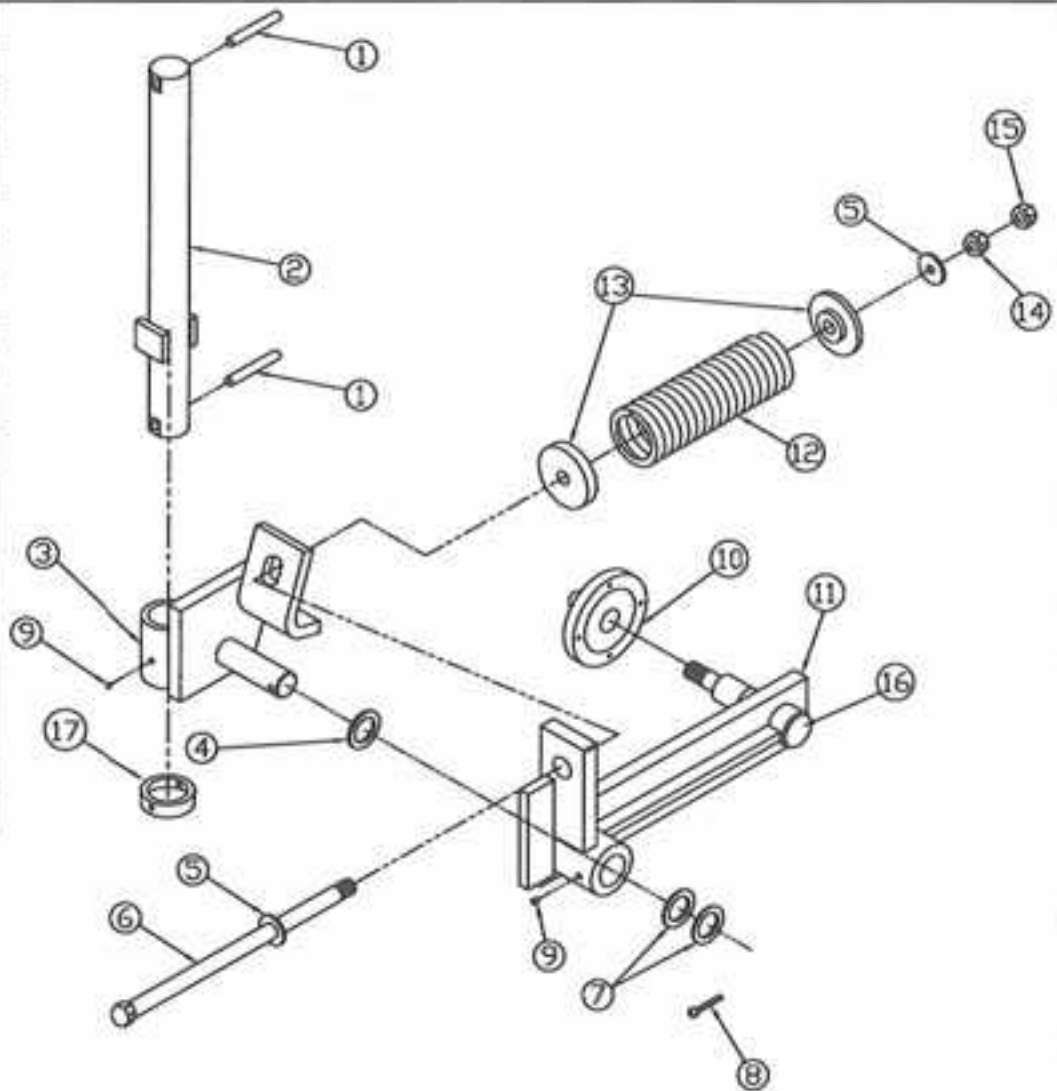
| | | | | | | | | | | |
|--|----|----------|---|--------------------------|--|--|--|----------------------------|--|---------------|
| 1 OF 2 | | | | | | | | | | |
| - | - | - | - | | | | | | | |
| - | - | - | - | | | | | | | |
| B | BA | 05\22\07 | Changed Position of Drive Zerk, Changed Grease Zerk to Drive Zerk | | | | | | | |
| A | BA | 12\12\06 | ADDED ITEM 17, PICTORIAL REVISION | | | | | | | |
| REV. | BY | DATE | DESCRIPTION | | | | | | | |
| DESCRIPTION 20" Coulters Arm Assembly | | | | MATERIAL ASSEMBLY | | | | PART NO. KSC-466360 | | REV. B |

TOLERANCE UNLESS OTHERWISE NOTED
 0/0 +/- 1/32
 0.00 +/- .020
 0.000 +/- .010
 0.0000 +/- .001
 ANGLE +/- 1/2

SHIELD
 AGRICULTURAL EQUIPMENT

DRAWN BY: **ALINK** DATE: **12/28/05**
 CHECKED BY: **-** DATE: **-**

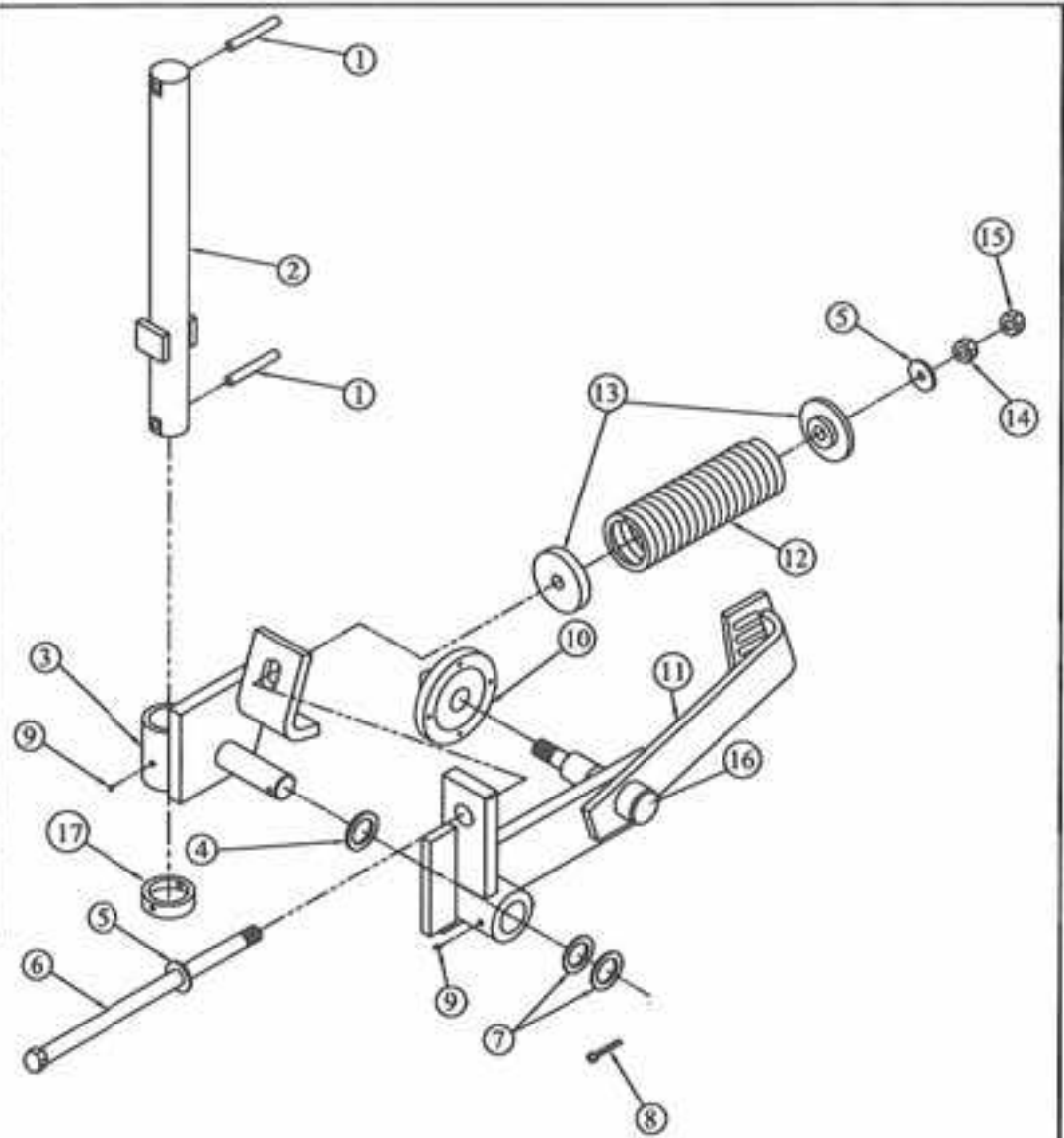
| Item | Part # | DESCRIPTION | QTY |
|------|------------------------------------|----------------------------------|-----|
| 1 | KSC-466360-RP716 | Spring Pin, 7/16 X 3 | 2 |
| 2 | KSC-466315 (20" & 24") | COLUTER SHAFT | 1 |
| 3 | KSC-466320 | COLUTER PIVOT ASSEMBLY | 1 |
| 4 | KSC-466360-HB10 | Machine Bushing 10 ga | 1 |
| 5 | MF6H | Washer, Flat, 3/4" High Strength | 2 |
| 6 | 106-NI | HCS, 3/4" X 14" BOLT GR.5 | 1 |
| 7 | KSC-466360-HB14 | Machine Bushing, 14 ga | 2 |
| 8 | KSC-466360-CP | Cotter Pin, 1/4 X 2 | 1 |
| 9 | KSC-466360-GF | Drive Zerk | 2 |
| 10 | KSC-466300-HUB | N633 Hub Assembly With Bearings | 1 |
| | | See Page 2 for HUB Service | |
| 11 | KSC-466300 (20"), KSC-466305 (24") | COLUTER ARM ASSEMBLY | 1 |
| 12 | SPR-1 (20" & 24") | MAIN SPRING | 1 |
| 13 | S1244SL-SPC | SPRING CAP WELDMENT | 2 |
| 14 | N6 | NUT, HEX, 3/4" High Strength | 1 |
| 15 | N6J | NUT, HEX, JAM, 3/4" PLATED | 1 |
| 16 | KSC-466300-SPL | N633 Spindle w/ Hardware | 1 |
| 17 | KSC-466315-C | COLLAR | 1 |
| | | See Page 2 for Spindle Service | |
| 18 | 24PL COMBO, NOT SHOWN | 24" SMOOTH BLADE, 8-HOLE | 1 |
| | 24PLDBJ CLT, OPTIONAL | 24" SMOOTH BLADE, 4 HOLE | |



1 OF 2

| | | | | | |
|--------------------------------|----|----------|---|--|--|
| - | - | - | - | TOLERANCE UNLESS OTHERWISE NOTED 0/0 +/- 1/32 0.00 +/- .020 0.000 +/- .005 0.000 +/- .001 ANGLE +/- 1/2 | <h1>SHIELD</h1> AGRICULTURAL EQUIPMENT |
| B | AL | 05\22\07 | Changed Position of Drive Zerk, Changed Grease Zerk to Drive Zerk | | |
| A | BA | 12\12\06 | ADDED ITEM 17, PICTORIAL REVISION | DRAWN BY: ALINK DATE: 12/20/05 CHECKED BY: _____ DATE: _____ | |
| REV. | BY | DATE | DESCRIPTION | PART NO. KSC-466370 REV. B | |
| DESCRIPTION | | | DAY/NO. | | |
| 24" Center Arm Assembly | | | ASSEMBLY | | |

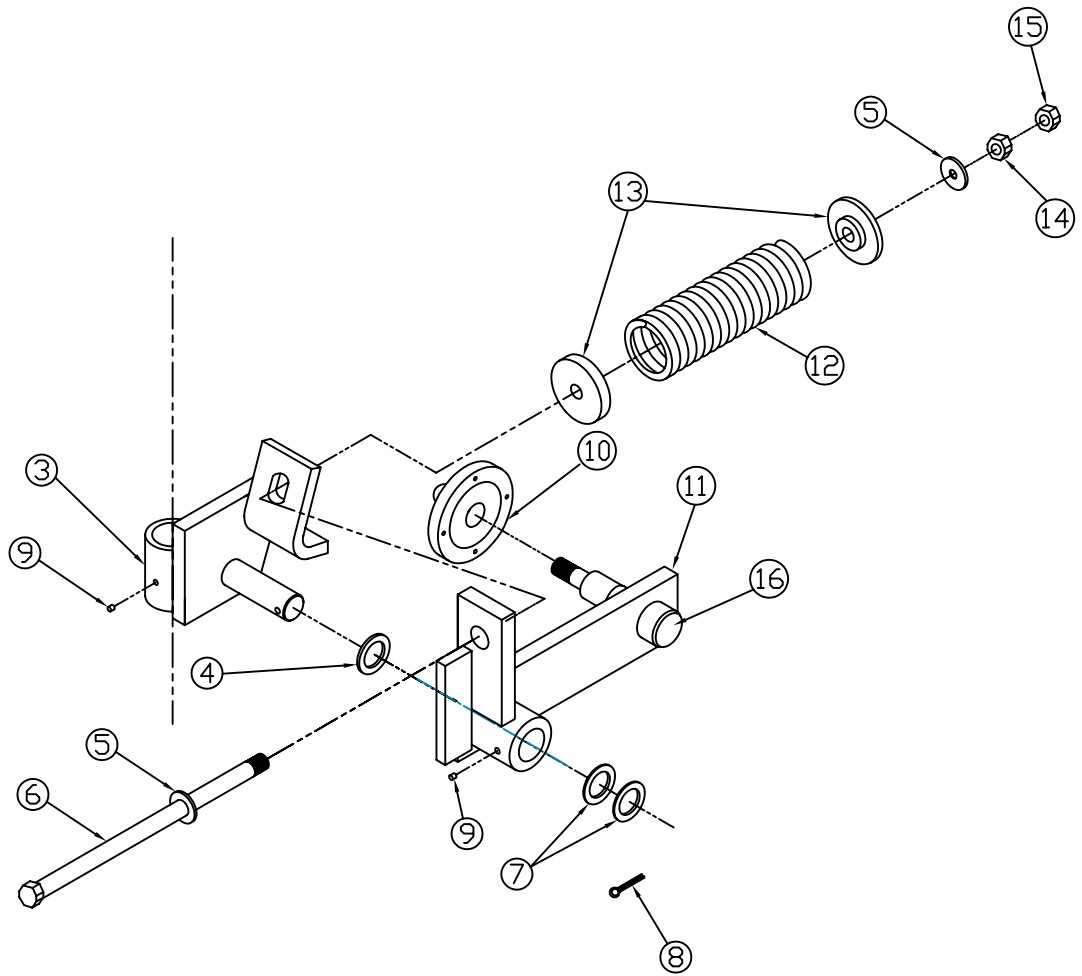
| Item | Part # | DESCRIPTION | QTY |
|------|--------------------------|----------------------------------|-----|
| 1 | KSC-466360-RP716 | Spring Pin, 7/16 X 3 | 2 |
| 2 | KSC-466315 (20" & 24") | COULTER SHAFT | 1 |
| 3 | KSC-466320 | COULTER PIVOT ASSEMBLY | 1 |
| 4 | KSC-466360-MB10 | Machine Bushing 10 ga | 1 |
| 5 | MF6H | Washer, Flat, 3/4" High Strength | 2 |
| 6 | 106-N1 | HHCS, 3/4" X 14" BOLT GR.5 | 1 |
| 7 | KSC-466360-MB14 | Machine Bushing, 14 ga | 2 |
| 8 | KSC-466360-CP | Cotter Pin, 1/4 X 2 | 1 |
| 9 | KSC-466360-GF | Drive Zerk | 2 |
| 10 | KSC-466300-HUB | N633 Hub Assembly With Bearings | 1 |
| | | See Page 2 for HUB Service | |
| 11 | KSC-531020 | COLTER ARM ASSEMBLY | 1 |
| 12 | SPR-1 (20"&24") | MAIN SPRING | 1 |
| 13 | S1244SL-SPC | SPRING CAP WELDMENT | 2 |
| 14 | N6 | NUT, HEX, 3/4" High Strength | 1 |
| 15 | N6J | NUT, HEX, JAM, 3/4" PLATED | 1 |
| 16 | KSC-466300-SPL | N633 Spindle W/ Hardware | 1 |
| 17 | KSC-466315-C | COLLAR | 1 |
| | | See Page 2 for Spindle Service | |
| | 20 FL COMBO (NOT SHOWN) | 20" SMOOTH BLADE | |
| | 20 FL COMBO (NOT SHOWN) | 20" FLUTED BLADE | |
| | 20 FLC COMBO (NOT SHOWN) | 20" CRUCIBLE BLADE | |
| | 20 NO COMBO (NOT SHOWN) | 20" NOTCHED BLADE | |



46

| | | | | | | | |
|-------------|-----------|-----------------|---|----------------------------------|-----------------|--|-------------------|
| 1 OF 2 | | | | TOLERANCE UNLESS OTHERWISE NOTED | | <h1>SHIELD</h1> AGRICULTURAL EQUIPMENT | |
| - | - | - | - | 0/0 +/- 1/32 | 0.00 +/- .020 | | |
| - | - | - | - | 0.000 +/- .005 | 0.0000 +/- .001 | CHECKED BY: _____ | DATE: _____ |
| B | AL | 05\22\07 | Changed Position of Drive Zerk , Changed Grease Zerk to Drive Zerk | ASSEMBLY | ASSEMBLY | PART NO. | KSC-531002 |
| A | BA | 12\12\06 | ADDED ITEM 17, PICTORIAL REVISION | | | REV | B |
| REV. | BY | DATE | DESCRIPTION | | | | |

| Item | Part # | DESCRIPTION | QTY |
|------|------------------------------------|----------------------------------|-----|
| 3 | KSC-466320 | COULTER PIVOT ASSEMBLY | 1 |
| 4 | KSC-466360-MB10 | Machine Bushing 10 ga | 1 |
| 5 | MF6H | Washer, Flat, 3/4" High Strength | 2 |
| 6 | 106-N1 | HHCS, 3/4" X 14" BOLT GR.5 | 1 |
| 7 | KSC-466360-MB14 | Machine Bushing, 14 ga | 2 |
| 8 | KSC-466360-CP | Cotter Pin, 1/4 X 2 | 1 |
| 9 | KSC-466360-GF | Drive Zerk | 2 |
| 10 | KSC-466300-HUB | N633 Hub Assembly With Bearings | 1 |
| | | See Page 2 for HUB Service | |
| 11 | KSC-466300 (20"), KSC-466305 (24") | COLTER ARM ASSEMBLY | 1 |
| 12 | SPR-1 (20"&24") | MAIN SPRING | 1 |
| 13 | S1244SL-SPC | SPRING CAP WELDMENT | 2 |
| 14 | N6 | NUT, HEX, 3/4" High Strength | 1 |
| 15 | N6J | NUT, HEX, JAM, 3/4" PLATED | 1 |
| 16 | KSC-466300-SPL | N633 Spindle W/ Hardware | 1 |



NO ITEM 1 or ITEM 2 in this assembly

| | | | |
|--|--|--|--|
| | | | |
|--|--|--|--|

| | | | |
|---|---|---|---|
| - | - | - | - |
| - | - | - | - |
| | | | |
| | | | |

| | | | |
|------|----|------|--|
| REV. | BY | DATE | |
|------|----|------|--|

| | | | |
|-------------|--|--|--|
| DESCRIPTION | | | |
|-------------|--|--|--|

| | |
|----------|--|
| MATERIAL | |
|----------|--|

| |
|---|
| TOLERANCE UNLESS OTHERWISE NOTED |
| 0/0 +/- 1/32 |
| 0.00 +/- .020 |
| 0.000 +/- .005 |
| 0.0000 +/- .001 |
| ANGLE +/- 1/2 |

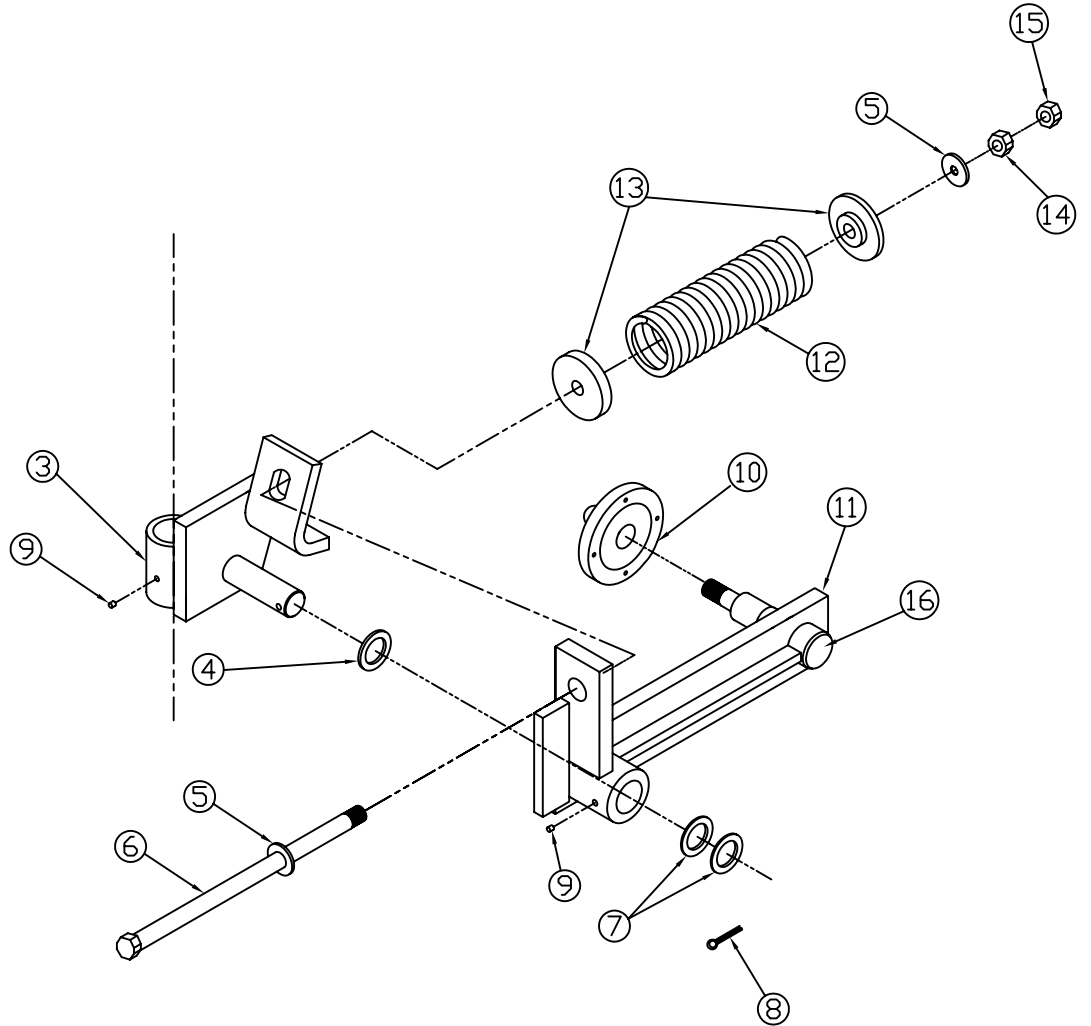
| | |
|---|-----------------------|
| SHIELD AGRICULTURAL EQUIPMENT | |
| DRAWN BY: ALINK | DATE: 12/28/05 |
| CHECKED BY: - | DATE: - |

| | |
|-------------|--|
| DESCRIPTION | 20" Coultter Arm Assembly w/o shaft and w/o blade |
|-------------|--|

| | |
|----------|-----------------|
| MATERIAL | ASSEMBLY |
|----------|-----------------|

| | | | |
|----------|--------------------|------|-----------|
| PART NO. | KSC-4663000 | REV. | NC |
|----------|--------------------|------|-----------|

| Item | Part # | DESCRIPTION | QTY |
|------|------------------------------------|----------------------------------|-----|
| 3 | KSC-466320 | COULTER PIVOT ASSEMBLY | 1 |
| 4 | KSC-466360-MB10 | Machine Bushing 10 ga | 1 |
| 5 | MF6H | Washer, Flat, 3/4" High Strength | 2 |
| 6 | 106-N1 | HHCS, 3/4" X 14" BOLT GR.5 | 1 |
| 7 | KSC-466360-MB14 | Machine Bushing, 14 ga | 2 |
| 8 | KSC-466360-CP | Cotter Pin, 1/4 X 2 | 1 |
| 9 | KSC-466360-GF | Drive Zerk | 2 |
| 10 | KSC-466300-HUB | N633 Hub Assembly With Bearings | 1 |
| | | See Page 2 for HUB Service | |
| 11 | KSC-466300 (20"), KSC-466305 (24") | COLTER ARM ASSEMBLY | 1 |
| 12 | SPR-1 (20"&24") | MAIN SPRING | 1 |
| 13 | S1244SL-SPC | SPRING CAP WELDMENT | 2 |
| 14 | N6 | NUT, HEX, 3/4" High Strength | 1 |
| 15 | N6J | NUT, HEX, JAM, 3/4" PLATED | 1 |
| 16 | KSC-466300-SPL | N633 Spindle W/ Hardware | 1 |

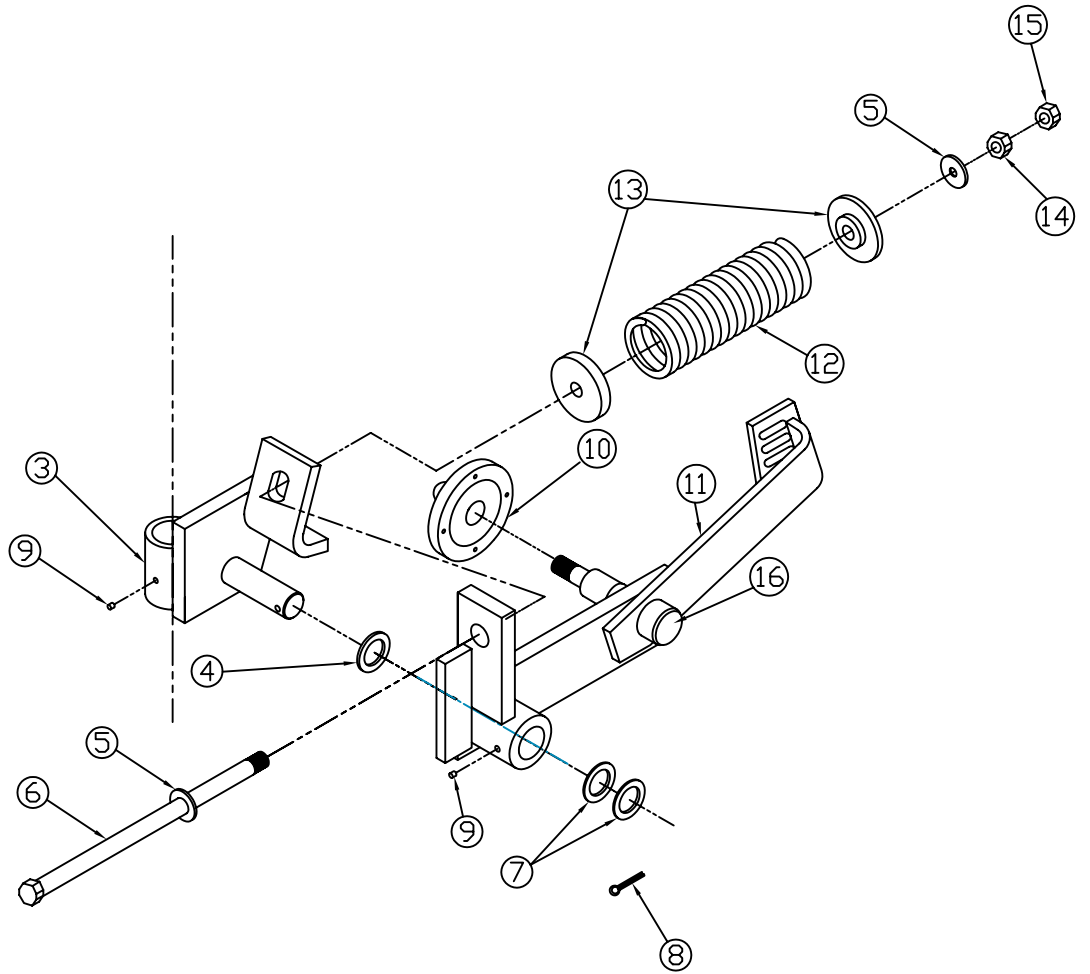


NO ITEM 1 or ITEM 2 in this assembly

| REV. | BY | DATE | DESCRIPTION | TOLERANCE UNLESS OTHERWISE NOTED | SHIELD AGRICULTURAL EQUIPMENT |
|--|----|------|-------------|----------------------------------|---|
| - | - | - | - | 0/0 +/- 1/32 | |
| - | - | - | - | 0.00 +/- .020 | CHECKED BY: - DATE: - |
| | | | | 0.000 +/- .005 | |
| | | | | 0.0000 +/- .001 | |
| | | | | ANGLE +/- 1/2 | |
| DESCRIPTION 24" Coultter Arm Assembly w/o shaft and w/o blade | | | | MATERIAL ASSEMBLY | PART NO. KSC-4663050 |
| | | | | | REV. NC |

| Item | Part # | DESCRIPTION | QTY |
|------|-----------------|----------------------------------|-----|
| 3 | KSC-466320 | COULTER PIVOT ASSEMBLY | 1 |
| 4 | KSC-466360-MB10 | Machine Bushing 10 ga | 1 |
| 5 | MF6H | Washer, Flat, 3/4" High Strength | 2 |
| 6 | 106-N1 | HHCS, 3/4" X 14" BOLT GR.5 | 1 |
| 7 | KSC-466360-MB14 | Machine Bushing, 14 ga | 2 |
| 8 | KSC-466360-CP | Cotter Pin, 1/4 X 2 | 1 |
| 9 | KSC-466360-GF | Drive Zerk | 2 |
| 10 | KSC-466300-HUB | N633 Hub Assembly With Bearings | 1 |
| | | See Page 2 for HUB Service | |
| 11 | KSC-531020 | COLTER ARM ASSEMBLY | 1 |
| 12 | SPR-1 (20"X24") | MAIN SPRING | 1 |
| 13 | S1244SL-SPC | SPRING CAP WELDMENT | 2 |
| 14 | N6 | NUT, HEX, 3/4" High Strength | 1 |
| 15 | N6J | NUT, HEX, JAM, 3/4" PLATED | 1 |
| 16 | KSC-466300-SPL | N633 Spindle W/ Hardware | 1 |

NO ITEM 1 or ITEM 2 in this assembly



| | | | |
|--|--|--|--|
| | | | |
|--|--|--|--|

| | | | |
|---|---|---|---|
| - | - | - | - |
| - | - | - | - |
| | | | |
| | | | |

| REV. | BY | DATE | DESCRIPTION |
|------|----|------|-------------|
|------|----|------|-------------|

DESCRIPTION
20" Liquid Coulters Arm Assembly w/o Shaft and w/o blade

MATERIAL
ASSEMBLY

TOLERANCE UNLESS OTHERWISE NOTED

- 0/0 +/- 1/32
- 0.00 +/- .020
- 0.000 +/- .005
- 0.0000 +/- .001
- ANGLE +/- 1/2

SHIELD
AGRICULTURAL EQUIPMENT

DRAWN BY: ALINK

DATE: 12/31/07

CHECKED BY: _

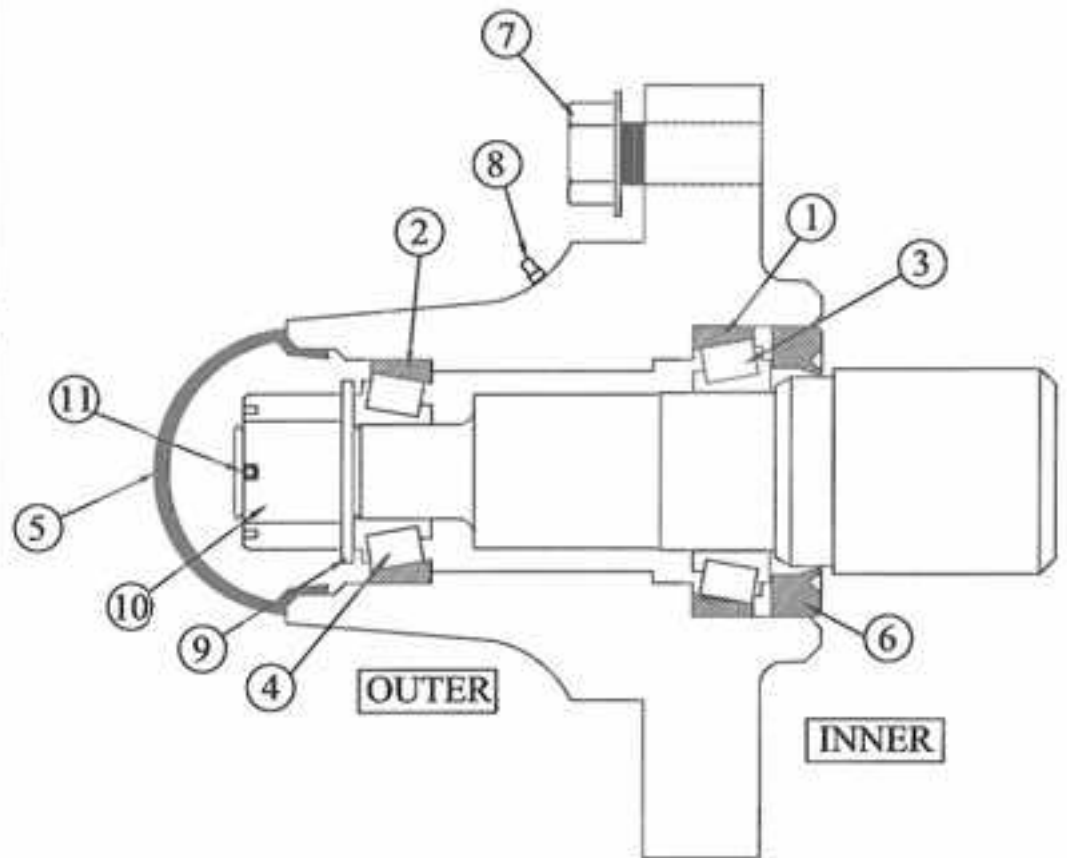
DATE: _

PART NO. **KSC-531000**

REV. **NC**

| Item | Part # | Description | QTY |
|------|----------------|---|-----|
| | KSC-466300-HUB | Comes Complete With Items 1-8 | |
| 1 | KSC-LM67010 | Inner Bearing Cup(large race) | 1 |
| 2 | KSC-LM11910 | Outer Bearing Cup(small race) | 1 |
| 3 | KSC-LM67048 | Inner Bearing Cone (large rollers/cage) | 1 |
| 4 | KSC-LM11949 | Outer Bearing Cone (small rollers/cage) | 1 |
| 5 | KSC-909911 | Hub Cap | 1 |
| 6 | KSC-906296 | Seal | 1 |
| 7 | KSC-913572 | Flange Head Bolts (each) | 4 |
| 8 | KSC-G1641-B | 1/4-28 X 35/64 Grease Zerk | 1 |

| Item | Part # | Description | QTY |
|------|----------------|--------------------------------|-----|
| | KSC-466300-SPL | Comes Complete With Items 9-11 | |
| 9 | KSC-913608 | Spindle Washer | 1 |
| 10 | KSC-912953 | Spindle Castle Nut | 1 |
| 11 | KSC-905936 | Spindle Cotter Pin | 1 |

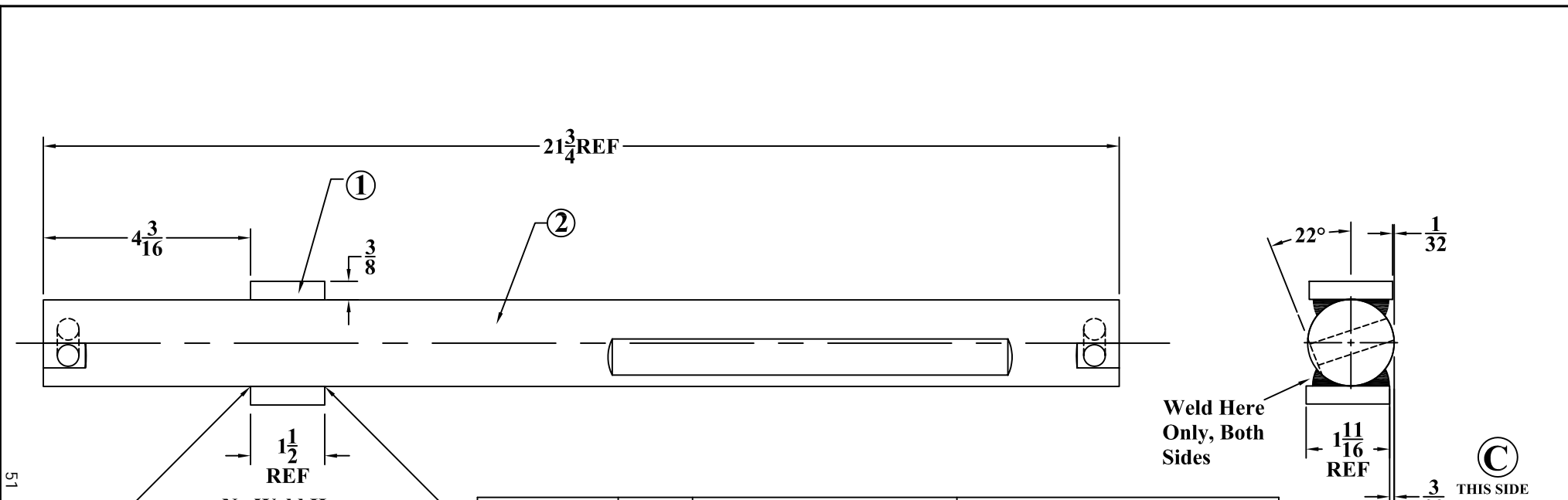


Note: HUB P/N KSC-466300-HUB
Comes Complete With Items 1-8

Note: Spindle P/N KSC-466300-SPL
Comes Complete With Items 9-11

2 OF 2

| REV. | BY | DATE | DESCRIPTION | TOLERANCE UNLESS OTHERWISE NOTED | SHIELD AGRICULTURAL EQUIPMENT |
|-------------------------------------|----|------|------------------------|---|---|
| | | | | 0/0 +/- 1/32 0.00 +/- .020 0.000 +/- .005 0.0000 +/- .001 ANGLE +/- 1/2 | |
| | | | | DRAWN BY: ALINK CHECKED BY: | DATE: 01/04/06 DATE: |
| DESCRIPTION | | | MATERIAL | PART NO. | REV. |
| N633 Hub & Spindle Parts | | | Parts Breakdown | HUB SERVICE | A |



51

| ITEM # | QUAN. | PART # | DESCRIPTION |
|--------|-------|-------------------|---|
| 1 | 2 | KSC- 466315-S | STOP |
| 2 | 1 | KSC- 466315-B | MOUNTING BAR |
| 3 | 1 | KSC- 466315-C | Collar, ships loose, NOT SHOWN |
| 4 | 2 | KSC- 466360-RP716 | 7/16 X 3 Spring pin, ships loose, NOT SHOWN |

Collar and (2) spring pins go with the assembly

| | | | | | |
|------|----|---------|----------------------------|--|---|
| C | CS | 6-6-08 | Raised Block One Side Only | TOLERANCE UNLESS OTHERWISE NOTED 0/0 +/- 1/32 0.00 +/- .020 0.000 +/- .005 0.0000 +/- .001 ANGLE +/- 1/2 | SHIELD AGRICULTURAL EQUIPMENT |
| B | AL | 5-22-07 | Changed Flat from 6" to 8" | | |
| A | AL | 8-26-05 | Change Stop Offset | | |
| NC | AL | 7-13-05 | Release For Production | | |
| REV. | BY | DATE | DESCRIPTION | | DRAWN BY: AL DATE: 7-13-05 CHECKED BY: - DATE: - |

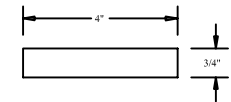
| | | | | | | | |
|-------------|---------------------------------------|----------|----------|----------|------------|------|---|
| DESCRIPTION | Colter Shaft, 20" & 24" Colter System | MATERIAL | Weldment | PART NO. | KSC-466315 | REV. | C |
|-------------|---------------------------------------|----------|----------|----------|------------|------|---|

KSC-466316 and KSC-466317
HANDING REQUIRES INSPECTION

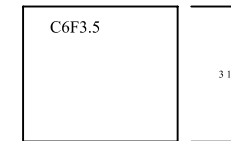
**HOLD SHAFTS PARALLEL
WITHIN 1/16" AFTER
WELDING**

OFFSET RIGHT SHOWN HERE
KSC-466316

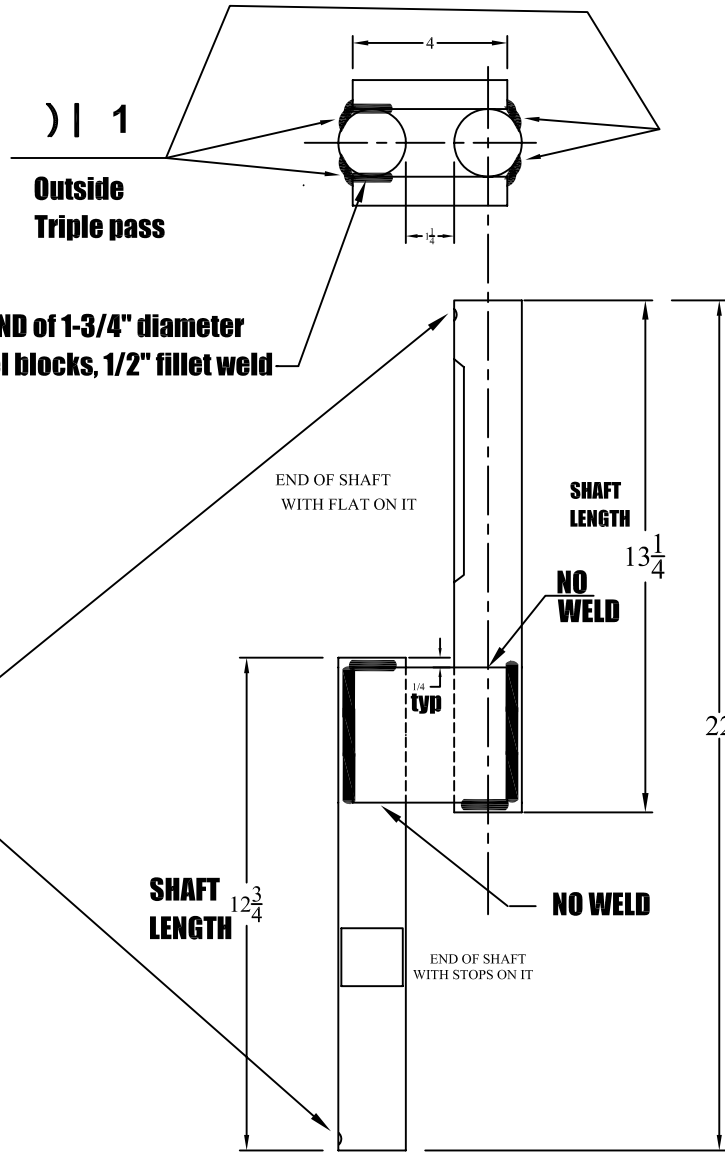
2 required per weldment



3/4 X 3-1/2 C1018



**SHIP WITH KSC-466315-C COLLAR
and 2ea KSC-466360-RP716
7/16 X 3" spring pins**



**NOTE: HOLES
IN SHAFT
ENDS MUST BE
ORIENTED THE SAME**

**PAINT GLOSS
BLACK ENAMEL**

KSC-466316 NC

| - | - | - | - |
|------|----|------|-------------|
| - | - | - | - |
| - | - | - | - |
| - | - | - | - |
| REV. | BY | DATE | DESCRIPTION |

TOLERANCE UNLESS
OTHERWISE NOTED

0/0 +/- 1/16
0.00 +/- .020
0.000 +/- .005
0.0000 +/- .001
ANGLE +/- 2

SHIELD
AGRICULTURAL EQUIPMENT

DRAWN BY: **MB** DATE: **02/01/09**
CHECKED BY: **-** DATE: **-**

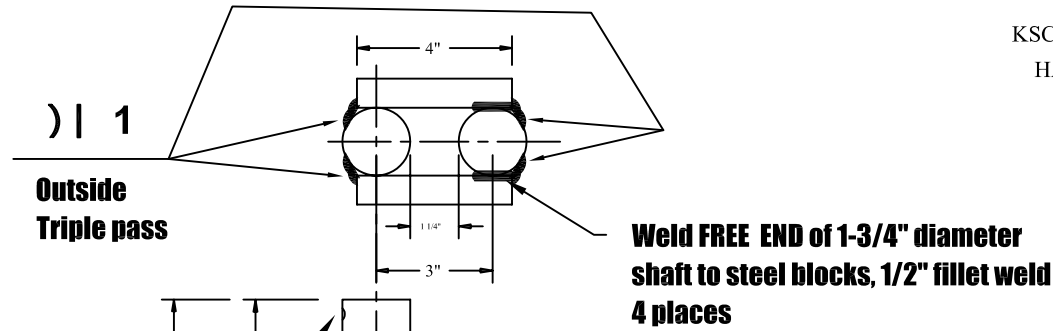
DESCRIPTION **Coultter shaft, 3" offset RIGHT**

MATERIAL **WELDMENT**

PART NO. **KSC-466316**

REV. **NC**

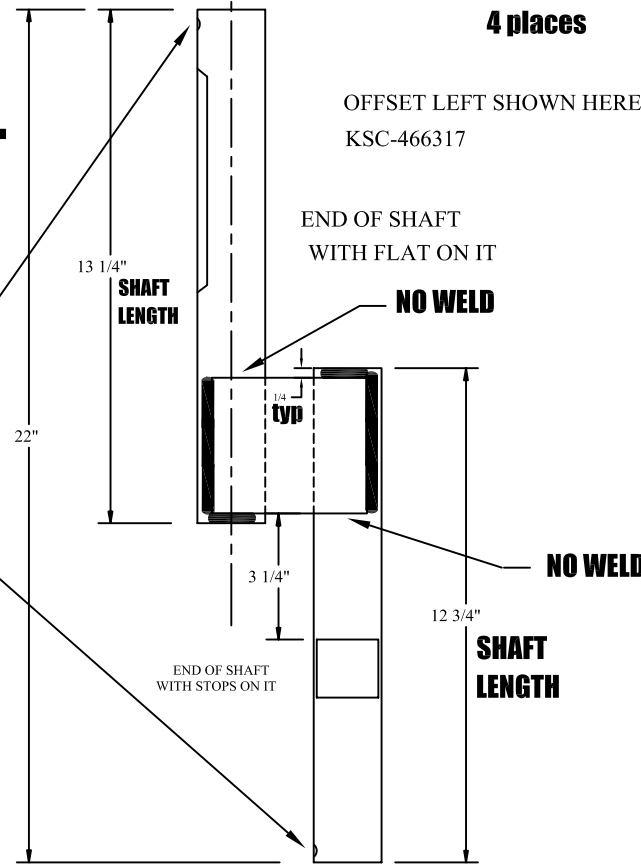
KSC-466316 and KSC-466317
HANDING REQUIRES INSPECTION



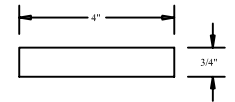
**HOLD SHAFTS PARALLEL
WITHIN 1/16" AFTER
WELDING**

**NOTE: HOLES IN SHAFT ENDS
MUST BE ORIENTED THE SAME**

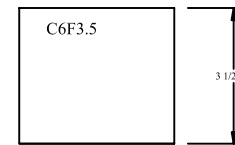
**PAINT GLOSS
BLACK ENAMEL**



2 required per weldment



3/4 X 3-1/2 C1018



**SHIP WITH KSC-466315-C COLLAR
and 2ea KSC-466360-RP716
7/16 X 3" spring pins**

KSC-466317 NC

| REV. | BY | DATE | DESCRIPTION |
|------|----|------|-------------|
| - | - | - | - |
| - | - | - | - |
| - | - | - | - |
| - | - | - | - |

**TOLERANCE UNLESS
OTHERWISE NOTED**
0/0 +/- 1/16
0.00 +/- .020
0.000 +/- .005
0.0000 +/- .001
ANGLE +/- 2

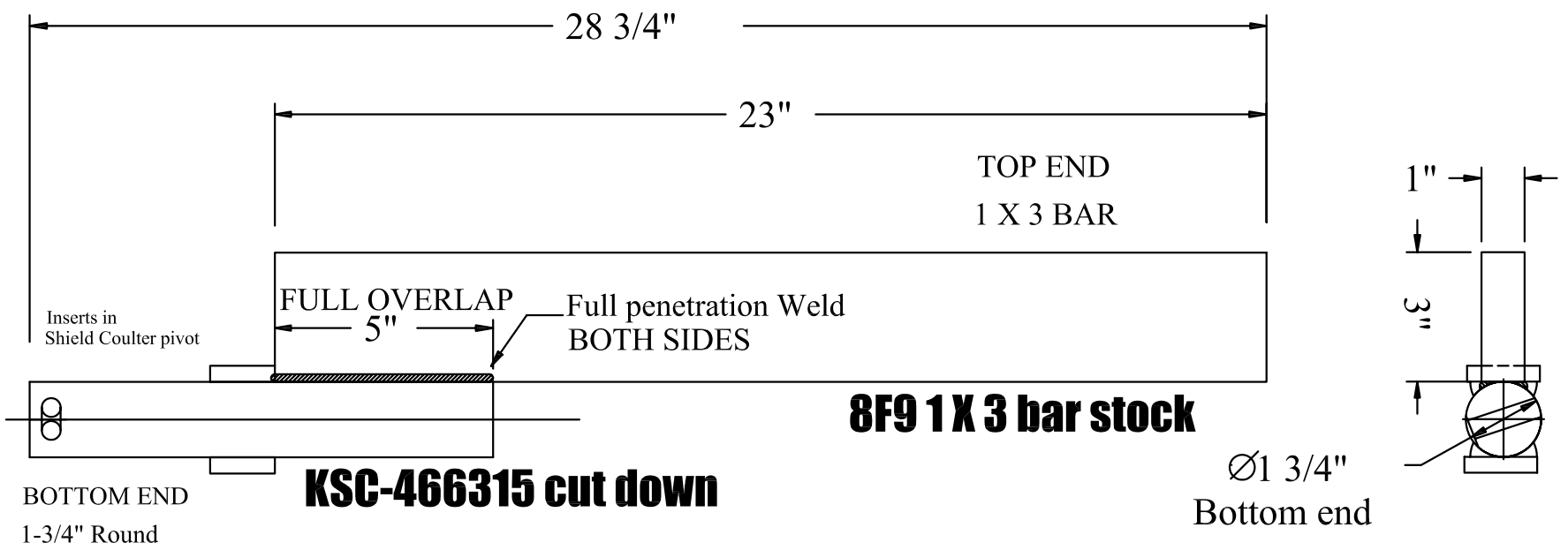
SHIELD
AGRICULTURAL EQUIPMENT

DRAWN BY: MB DATE: 02/01/09
CHECKED BY: _ DATE: _

| | | | | | | | |
|--------------------|--------------------------------------|-----------------|-----------------|-----------------|-------------------|-------------|-----------|
| DESCRIPTION | Coulter shaft, 3" offset LEFT | MATERIAL | WELDMENT | PART NO. | KSC-466317 | REV. | NC |
|--------------------|--------------------------------------|-----------------|-----------------|-----------------|-------------------|-------------|-----------|

53

54



KSC-466319 NC

| REV. | BY | DATE | DESCRIPTION |
|------|----|------|-------------|
| - | - | - | - |
| - | - | - | - |
| - | - | - | - |
| - | - | - | - |

TOLERANCE UNLESS OTHERWISE NOTED
 0/0 +/- 1/16
 0.00 +/- .020
 0.000 +/- .010
 0.0000 +/- .001
 ANGLE +/- 2

SHIELD
 AGRICULTURAL EQUIPMENT

DRAWN BY: **SHORES** DATE: **4/15/10**
 CHECKED BY: **_** DATE: **_**

DESCRIPTION **Coulter shaft for 1 X 3 mounting setup** **MATERIAL** **WELDMENT** **PART NO.** **KSC-466319** **REV.** **NC**

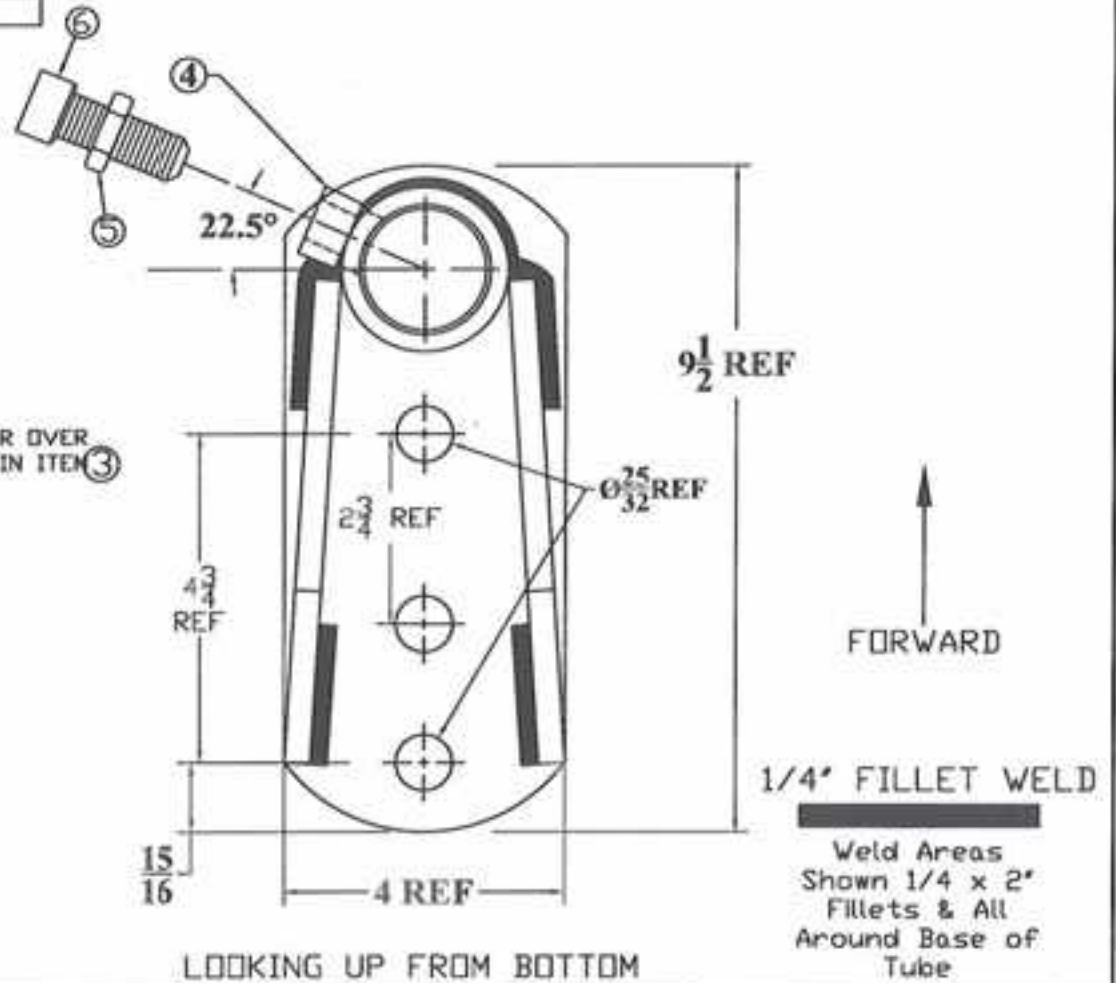
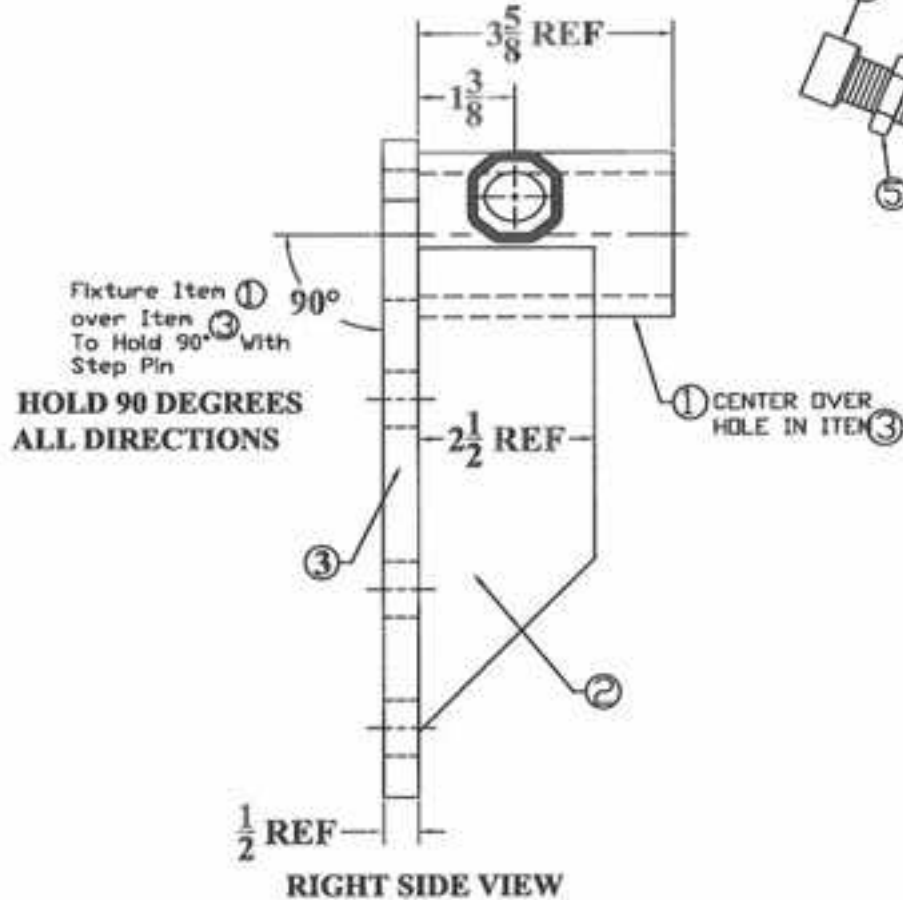
| ShieldAg RIGID COULTER MOUNTS, 3/4" U-bolts NOT INCLUDED | | Weight |
|--|---|--------|
| Part # | Description, Vertical Dimension FIRST, Horizontal Dimension SECOND | Lbs |
| KC 66340 | 6 X 2 or 4 X 4 or 6 X 4 Coulter System Mount,requires 3/4" mtg hardware | 10.0 |
| KC 66341 | SPECIAL 4 X 4 or 6 X 4 Coulter System Mount for 1-1/2" dia shaft | 10.0 |
| KC 66343 | 6 X 4 coulter mount,face mount to 6" tall toolbar | 14.0 |
| KC 66348 | Coulter mount for the spring bundle adaptation | 10.0 |
| KC 66571 | 5 X 7 or 7 X 7 Coulter System Mount,requires 3/4" mtg hardware | 21.0 |
| KC 66572 | 7 X 5 or 5 X 5 Coulter System Mount,requires 3/4" mtg hardware | 21.0 |
| KC 66633 | 3" ANBAR coulter mount complete with all hardware | 25.0 |
| KC 66644 | 4" ANBAR coulter mount complete with all hardware | 27.0 |
| KC 66640 | 4 X 6 or 6 X 6 Coulter System Mount,requires 3/4" mtg hardware | 14.0 |

See U-bolt Section to select proper size U-bolt for your toolbar



KSC-466340
Rigid Coulter Mount

| ITEM # | QUAN. | PART # | DESCRIPTION |
|--------|-------|----------------|-------------------------------------|
| 1 | 1 | KSC-466340-BMT | BAR MTG TUBE |
| 2 | 2 | KSC-466340-G | GUSSET |
| 3 | 1 | KSC-466340-M | MOUNTING PLATE |
| 4 | 1 | N4 | 3/4 - 10 HEX NUT |
| 5 | 1 | N6J | NUT, HEX JAM |
| 6 | 1 | 106-B1 | SET SCREW 3/4-10 X 1 SQ HEAD CUP FT |



| | | | |
|------|----|----------|---|
| - | - | - | - |
| - | - | - | - |
| A | MB | 10-08-08 | Changed to Universal mount for 4 X 4 or 6" vertical X 2" horizontal |
| NC | AL | 7-11-05 | Release For Production |
| REV. | BY | DATE | DESCRIPTION |

TOLERANCE UNLESS OTHERWISE NOTED
 0/0 +/- 1/32
 0.00 +/- .020
 0.000 +/- .005
 0.0000 +/- .001
 ANGLE +/- 1/2

SHIELD
 AGRICULTURAL EQUIPMENT

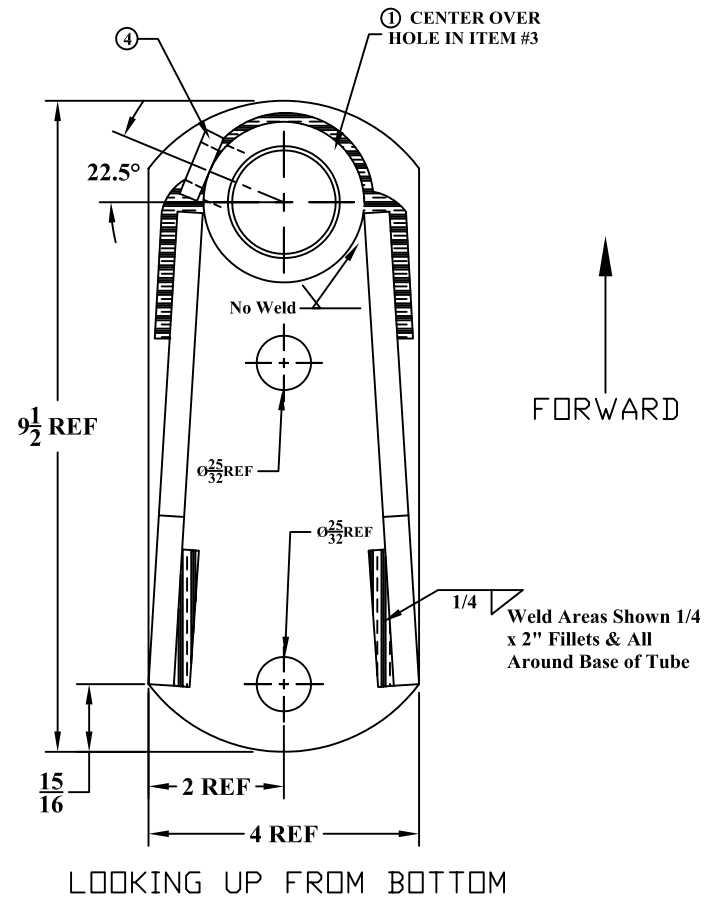
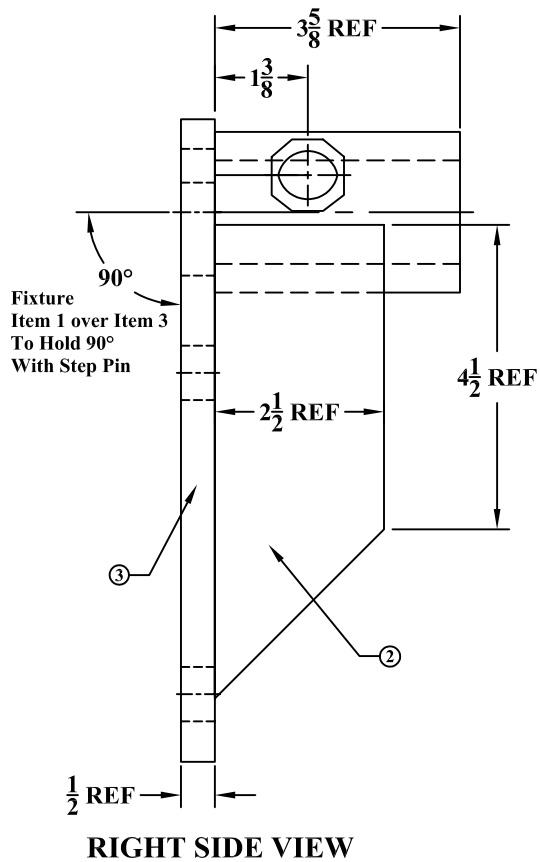
DRAWN BY: **ALINK** DATE: **7-11-05**
 CHECKED BY: DATE:

DESCRIPTION **COULTER MOUNT, 4 X 4 OR 6 X 2**

MATERIAL **WELDMENT**

PART NO. **KSC-466340**

REV. **A**

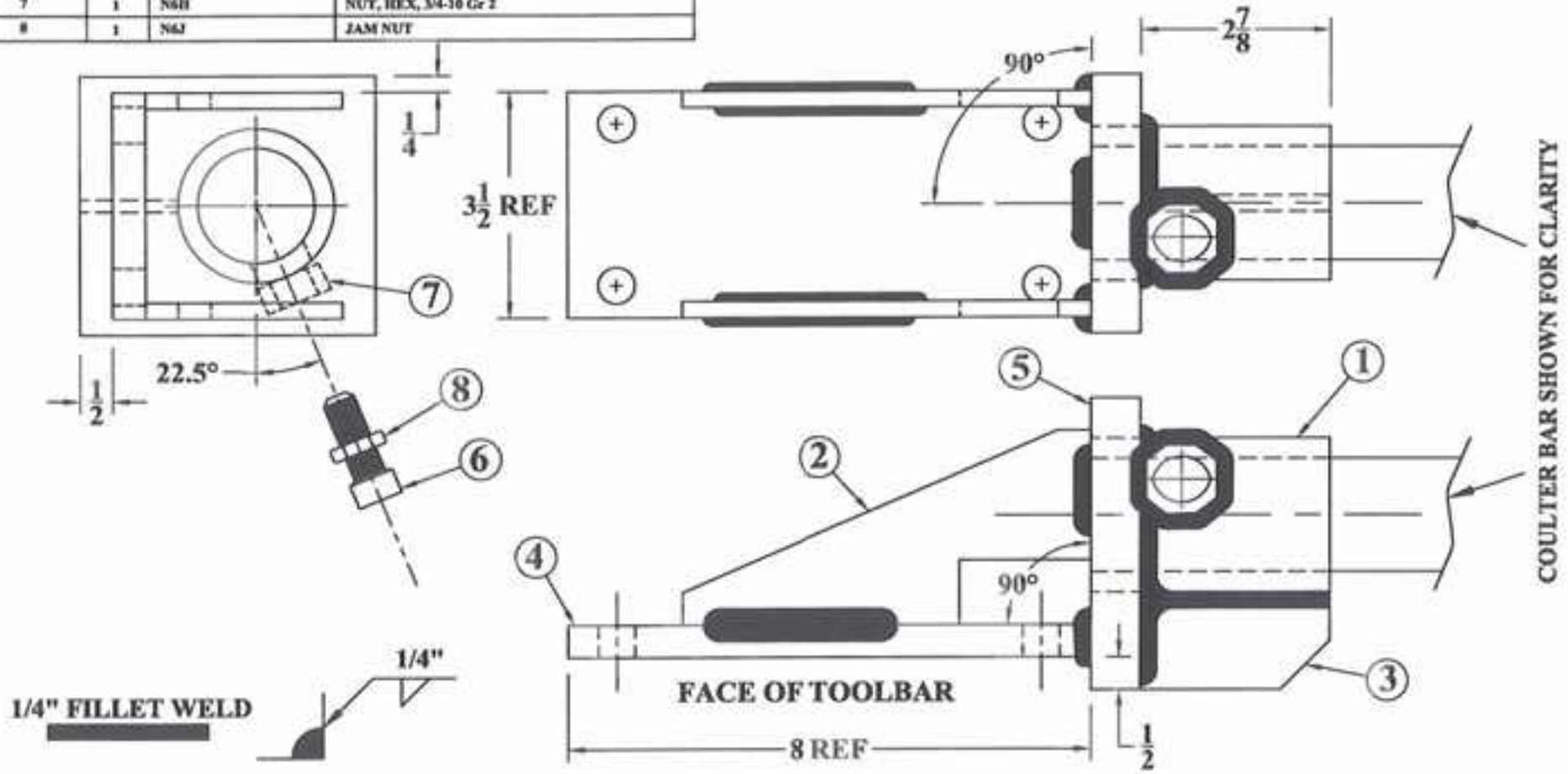


| ITEM # | QUAN. | PART # | DESCRIPTION |
|--------|-------|-----------------|------------------|
| 1 | 1 | KSC- 466341-BMT | BAR MTG TUBE |
| 2 | 2 | KSC- 466340-G | GUSSET |
| 3 | 1 | KSC- 466340-M | MOUNTING PLATE |
| 4 | 1 | N6 | 3/4 - 10 HEX NUT |

1/4" FILLET WELD

| | | | | | | |
|------|----|---------|---|--|---|---|
| - | - | - | - | TOLERANCE UNLESS OTHERWISE NOTED 0/0 +/- 1/32 0.00 +/- .020 0.000 +/- .005 0.0000 +/- .001 ANGLE +/- 1/2 | SHIELD AGRICULTURAL EQUIPMENT | |
| - | - | - | - | | | |
| - | - | - | - | | | |
| NC | AL | 7-11-05 | Release For Production | | | DRAWN BY: AL DATE: 7-11-05 CHECKED BY: - DATE: |
| REV. | BY | DATE | DESCRIPTION | MATERIAL | PART NO. | REV. |
| | | | COULTER MOUNT, 4 X 4 OR 6 X 4 w/1 1/2 SHAFT | WELDMNT | KSC-466341 | NC |

| ITEM # | QUAN. | PART # | DESCRIPTION |
|--------|-------|----------------|--|
| 1 | 1 | KSC-466340-BMT | BAR MTG TUBE 2-3/8 x 3-5/8 |
| 2 | 2 | KSC-466343-G | GUSSET 1/4 x 3 x 6-1/4 Tapered |
| 3 | 1 | KSC-466343-G1 | GUSSET 3/16 x 1-1/2 x 2-7/8 |
| 4 | 1 | KSC-466343-M | TOOLBAR MOUNTING PLATE 1/2 x 3-1/2 x 8 |
| 5 | 1 | KSC-466343-M1 | BAR MTG TUBE MOUNT PLATE 3/4 x 4 x 4-1/2 |
| 6 | 1 | 186-B1 | SET SCREW 3/4-18 X2 SQ HEAD CUP PT |
| 7 | 1 | N6H | NUT, HEX, 3/4-18 Gr 2 |
| 8 | 1 | N6J | JAM NUT |



58

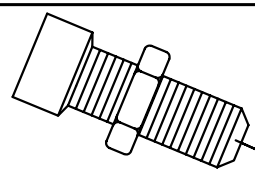
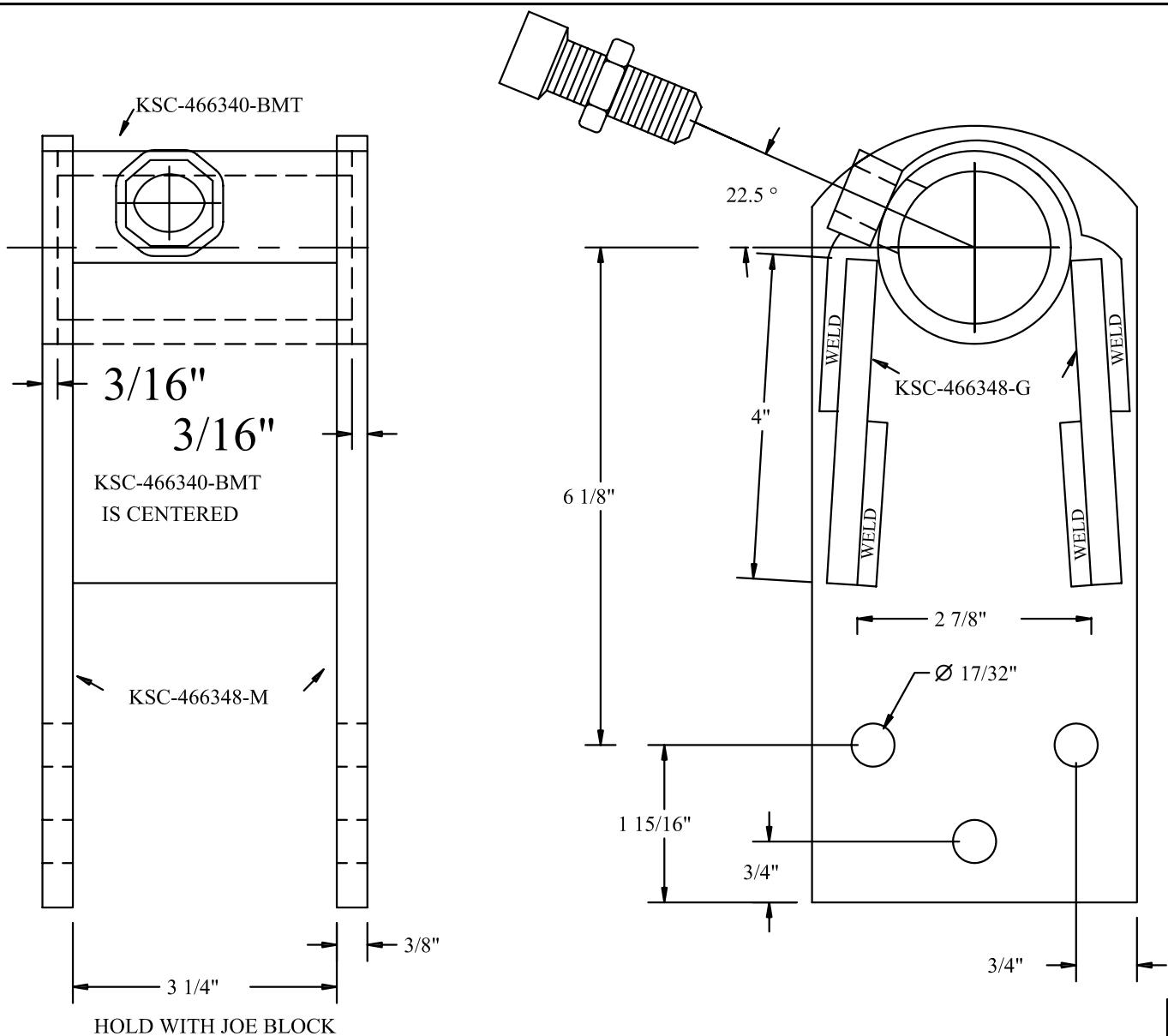
| | | | |
|------|----|---------|-----------------------|
| - | - | - | - |
| - | - | - | - |
| - | - | - | - |
| A | AL | 5-22-08 | CHANGED KSC-466343-G1 |
| REV. | BY | DATE | DESCRIPTION |

| |
|----------------------------------|
| TOLERANCE UNLESS OTHERWISE NOTED |
| 0/0 +/- 1/32 |
| 0.00 +/- .020 |
| 0.000 +/- .005 |
| 0.0000 +/- .001 |
| ANGLES +/- 1/2 |

SHIELD
AGRICULTURAL EQUIPMENT

| | |
|--------------------|----------------|
| DESIGNED BY: ALINK | DATE: 12/27/07 |
| CHECKED BY: _____ | DATE: _____ |

| | | | |
|-------------------------------------|-----------------|-------------------|----------|
| DESCRIPTION | MATERIAL | PART NO. | REV. |
| COULTER MOUNT 6X4 FACE MOUNT | WELDMENT | KSC-466343 | A |



59

KSC-466348 NC

| REV. | BY | DATE | DESCRIPTION |
|------|----|------|-------------|
| - | - | - | - |
| - | - | - | - |
| - | - | - | - |
| - | - | - | - |

TOLERANCE UNLESS OTHERWISE NOTED
 0/0 +/- 1/16
 0.00 +/- .020
 0.000 +/- .010
 0.0000 +/- .001
 ANGLE +/- 2

SHIELD
 AGRICULTURAL EQUIPMENT

DRAWN BY: SHORES **DATE: 4/15/10**

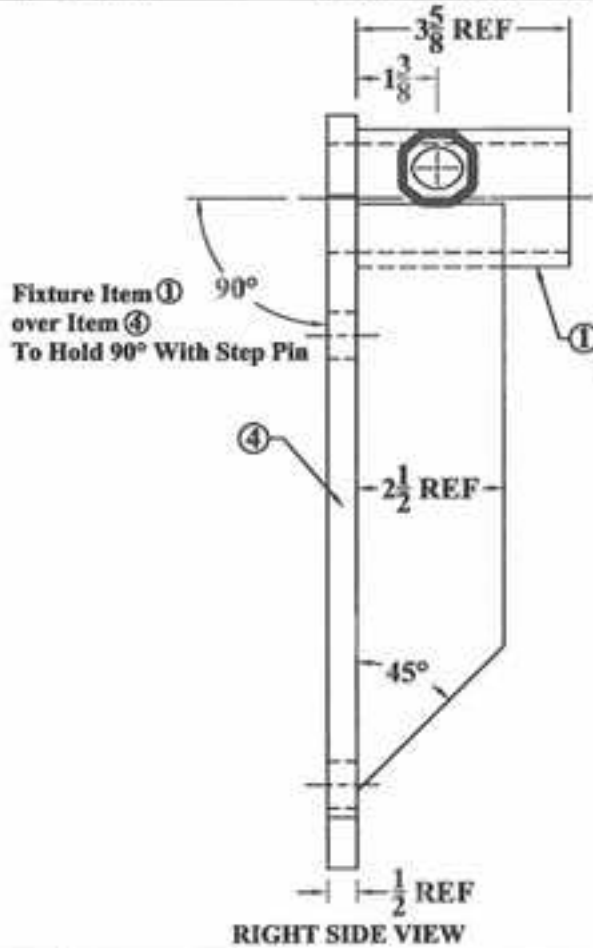
CHECKED BY: _ **DATE: _**

DESCRIPTION DMI adapter for HCS spring bundle

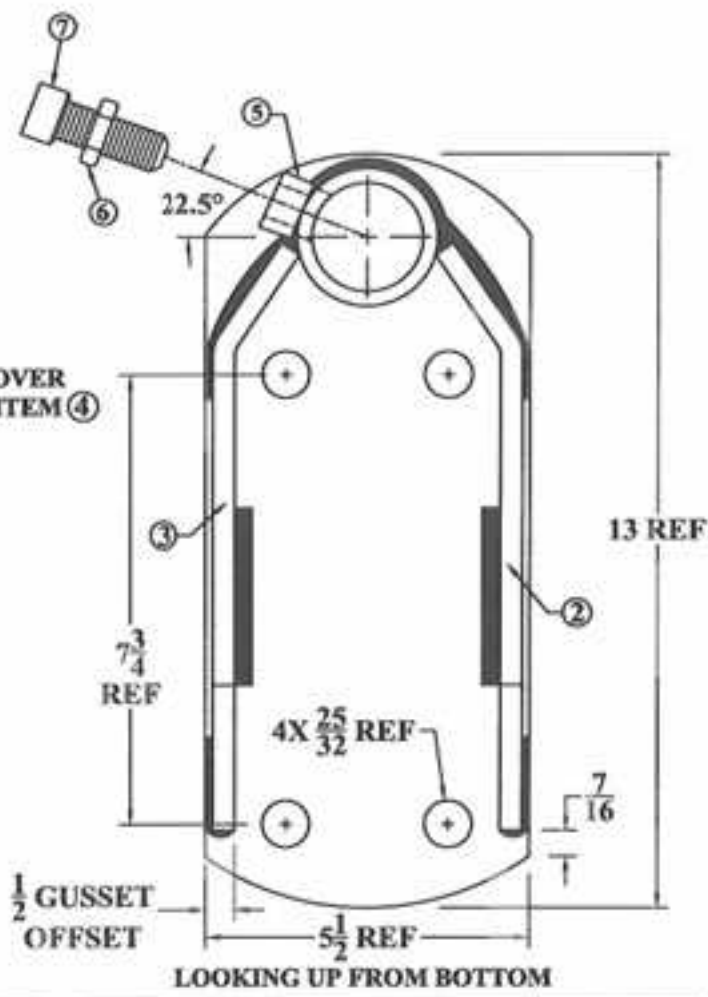
MATERIAL WELDMENT

PART NO. KSC-466348 **REV. NC**

| ITEM # | QUAN. | PART # | DESCRIPTION |
|--------|-------|---------------|------------------------------------|
| 1 | 1 | KSC-46649-BMT | BAR MTG TUBE |
| 2 | 1 | KSC-46651-GL | GUSSET |
| 3 | 1 | KSC-46651-CR | GUSSET |
| 4 | 1 | KSC-46651-MP | MOUNTING PLATE |
| 5 | 1 | N6 | 3/4 - 18 HEX NUT |
| 6 | 1 | N6J | NUT, HEX JAM |
| 7 | 1 | 196-B1 | SET SCREW 3/4-18 X1 SQ HEAD CUP FT |



RIGHT SIDE VIEW



LOOKING UP FROM BOTTOM



1/4" FILLET WELD

Weld Areas Shown 1/4 x 2" Fillets & All Around Base of Tube

| | | | |
|------|----|----------|------------------------|
| - | - | - | - |
| - | - | - | - |
| - | - | - | - |
| NC | AL | 08-08-05 | Release For Production |
| REV. | BY | DATE | DESCRIPTION |

TOLERANCE UNLESS OTHERWISE NOTED

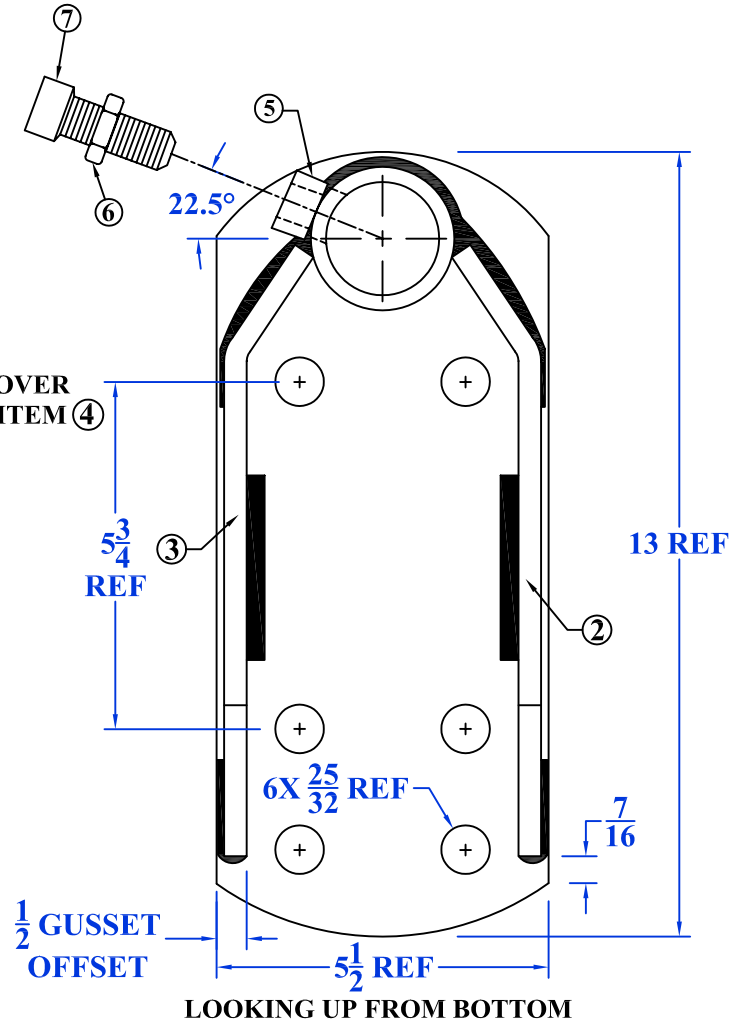
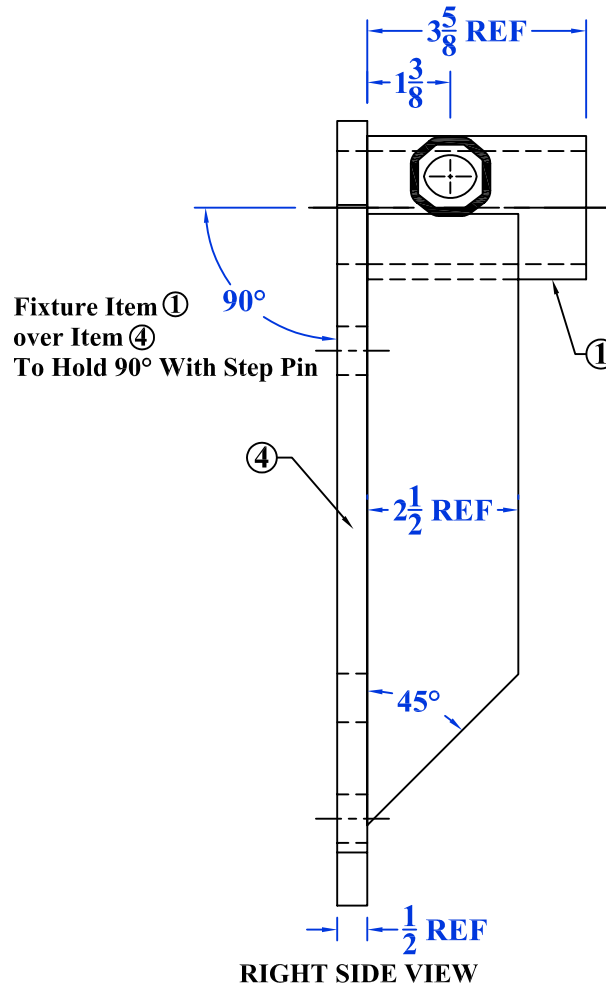
| |
|------------------|
| 0.00 +/- 0.02 |
| 0.00 +/- 0.020 |
| 0.000 +/- 0.005 |
| 0.0000 +/- 0.001 |
| ANGLES +/- 1/2 |

SHIELD
AGRICULTURAL EQUIPMENT

| | |
|-----------------|----------------|
| DRAWN BY: ALINK | DATE: 08-08-05 |
| CHECKED BY: - | DATE: - |

| | | | |
|------------------------------|----------|------------|------|
| DESCRIPTION | MATERIAL | PART NO. | REV. |
| COULTER MOUNT 5 X 7 OR 7 X 7 | WELDMENT | KSC-466571 | NC |

| ITEM # | QUAN. | PART # | DESCRIPTION |
|--------|-------|-----------------|------------------------------------|
| 1 | 1 | KSC- 466340-BMT | BAR MTG TUBE |
| 2 | 1 | KSC- 466571-GL | GUSSET |
| 3 | 1 | KSC- 466571-GR | GUSSET |
| 4 | 1 | KSC- 466572-MP | MOUNTING PLATE |
| 5 | 1 | N6 | 3/4 - 10 HEX NUT |
| 6 | 1 | N6J | NUT, HEX JAM |
| 7 | 1 | 106-B1 | SET SCREW 3/4-10 X2 SQ HEAD CUP PT |



1/4" FILLET WELD

Weld Areas Shown 1/4 x 2" Fillets & All Around Base of Tube

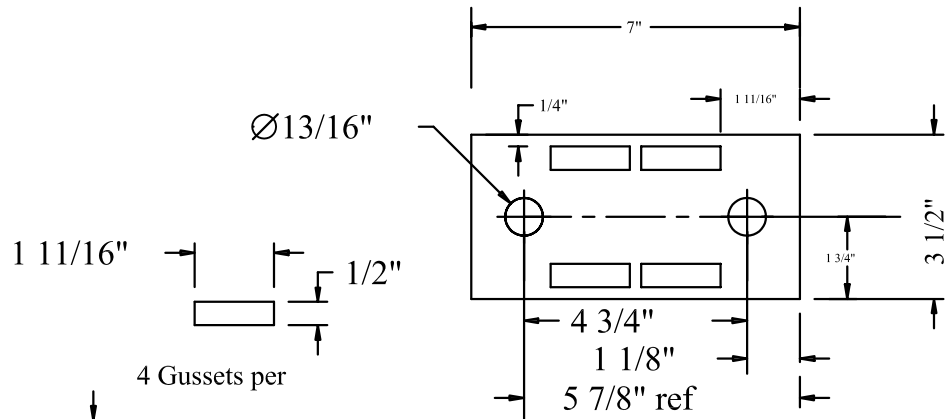
KSC-466572

| - | - | - | - |
|------|----|----------|------------------------|
| - | - | - | - |
| - | - | - | - |
| NC | AL | 08-08-05 | Release For Production |
| REV. | BY | DATE | DESCRIPTION |

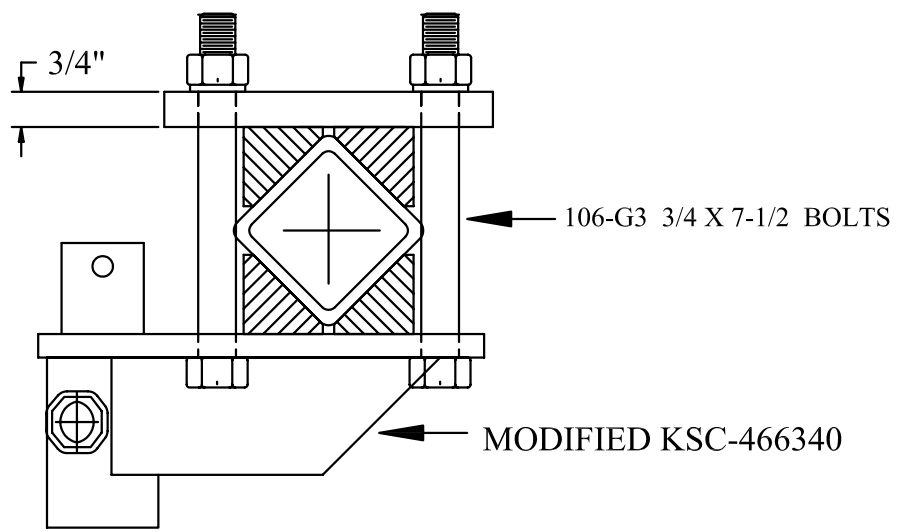
| TOLERANCE UNLESS OTHERWISE NOTED |
|----------------------------------|
| 0/0 +/- 1/32 |
| 0.00 +/- .020 |
| 0.000 +/- .005 |
| 0.0000 +/- .001 |
| ANGLE +/- 1/2 |

| | |
|---|----------------|
| SHIELD AGRICULTURAL EQUIPMENT | |
| DRAWN BY: ALINK | DATE: 08-08-05 |
| CHECKED BY: - | DATE: - |

| | | | |
|--|-----------------------------|-------------------------------|-------------------|
| DESCRIPTION COULTER MOUNT 5 X 5 OR 7 X 5 | MATERIAL WELDMENT | PART NO. KSC-466572 | REV. NC |
|--|-----------------------------|-------------------------------|-------------------|



4 Gussets per
 1 11/16"
 Gussets are
 Welded on



KSC-466633

3" DIAMOND BRACKET MOUNTING

Kit includes:
 Modified KSC-466340
 TOP PLATE with gussets
 2ea 3/4-10 X 7-1/2 bolts
 with nuts and lockwashers

KSC-466633 NC

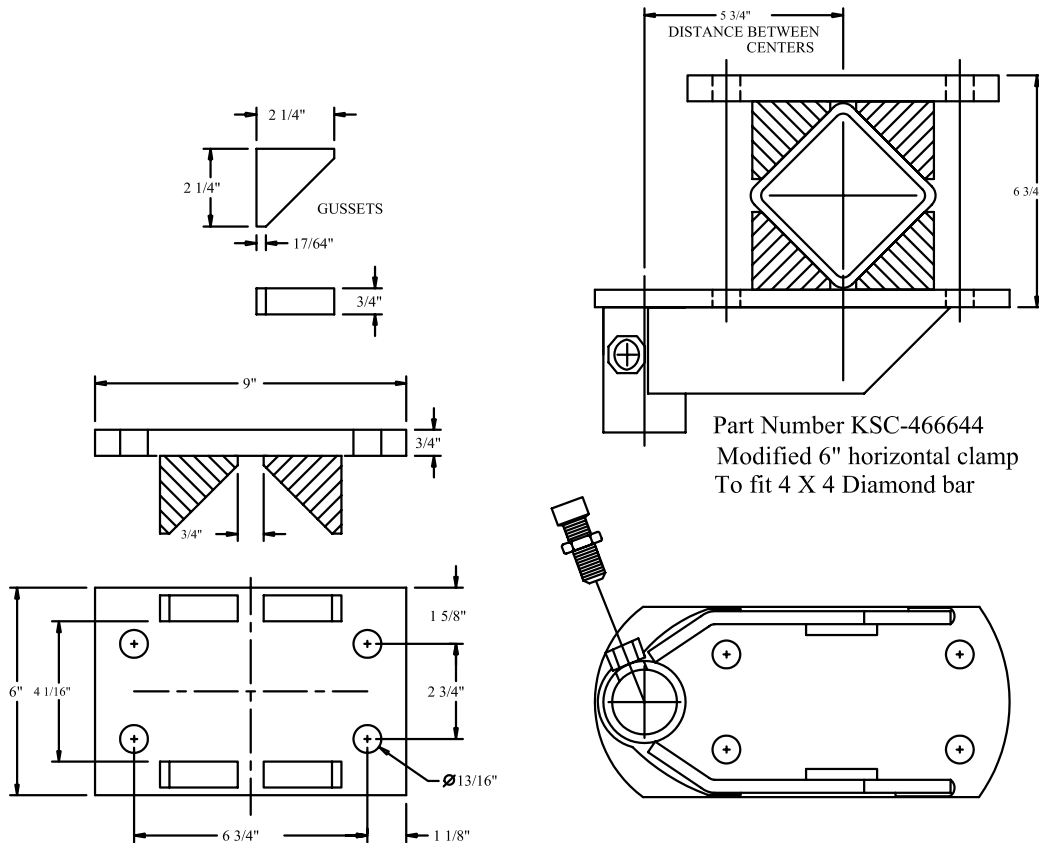
SHIELD
 AGRICULTURAL EQUIPMENT

DRAWN BY: **SHORES** DATE: **4/15/10**
 CHECKED BY: **_** DATE: **_**

TOLERANCE UNLESS
 OTHERWISE NOTED
 0/0 +/- 1/16
 0.00 +/- .020
 0.000 +/- .010
 0.0000 +/- .001
 ANGLE +/- 2

| REV. | BY | DATE | DESCRIPTION |
|------|----|------|-------------|
| - | - | - | - |
| - | - | - | - |
| - | - | - | - |
| - | - | - | - |

DESCRIPTION **3" diamond bracket coultter mount** MATERIAL **WELDMENT** PART NO. **KSC-466633** REV. **NC**



3/4-10 X 8 Bolts

Part Number KSC-466644
Modified 6" horizontal clamp
To fit 4 X 4 Diamond bar

TOP PLATE for KSC-466644

MODIFY KSC-466640

Kit includes 4ea 106-H1 3/4-10 X 8" hex bolts and nuts

KSC-466644 NC

| REV. | BY | DATE | DESCRIPTION |
|------|----|------|-------------|
| - | - | - | - |
| - | - | - | - |
| - | - | - | - |
| - | - | - | - |

| |
|---|
| TOLERANCE UNLESS OTHERWISE NOTED |
| 0/0 +/- 1/16 |
| 0.00 +/- .020 |
| 0.000 +/- .010 |
| 0.0000 +/- .001 |
| ANGLE +/- 2 |

SHIELD
AGRICULTURAL EQUIPMENT

DRAWN BY: **SHORES** DATE: **4/15/10**

CHECKED BY: - DATE: -

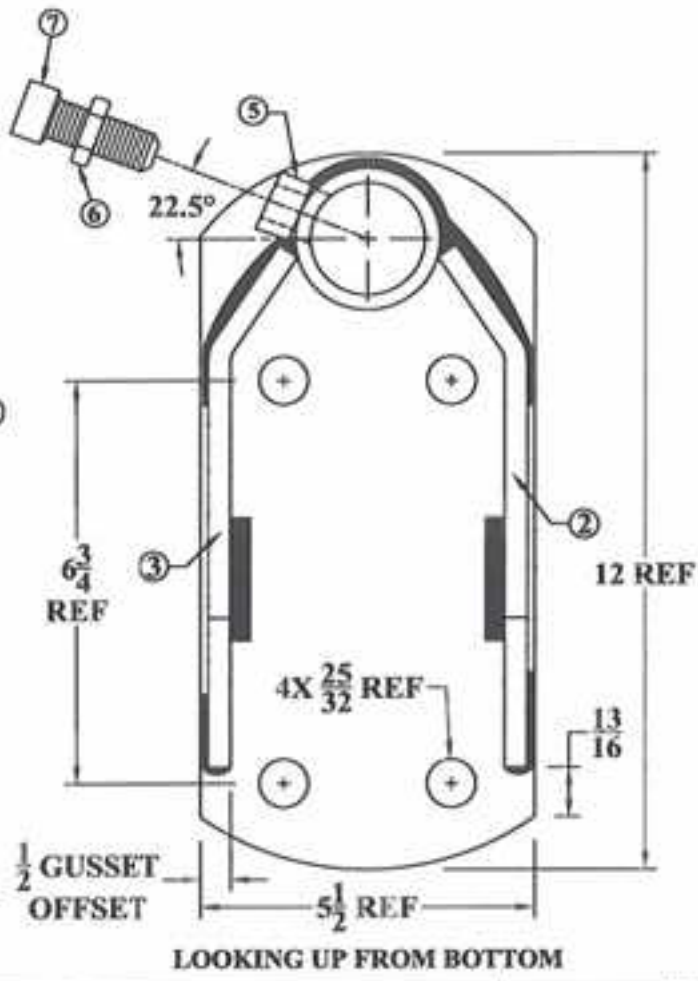
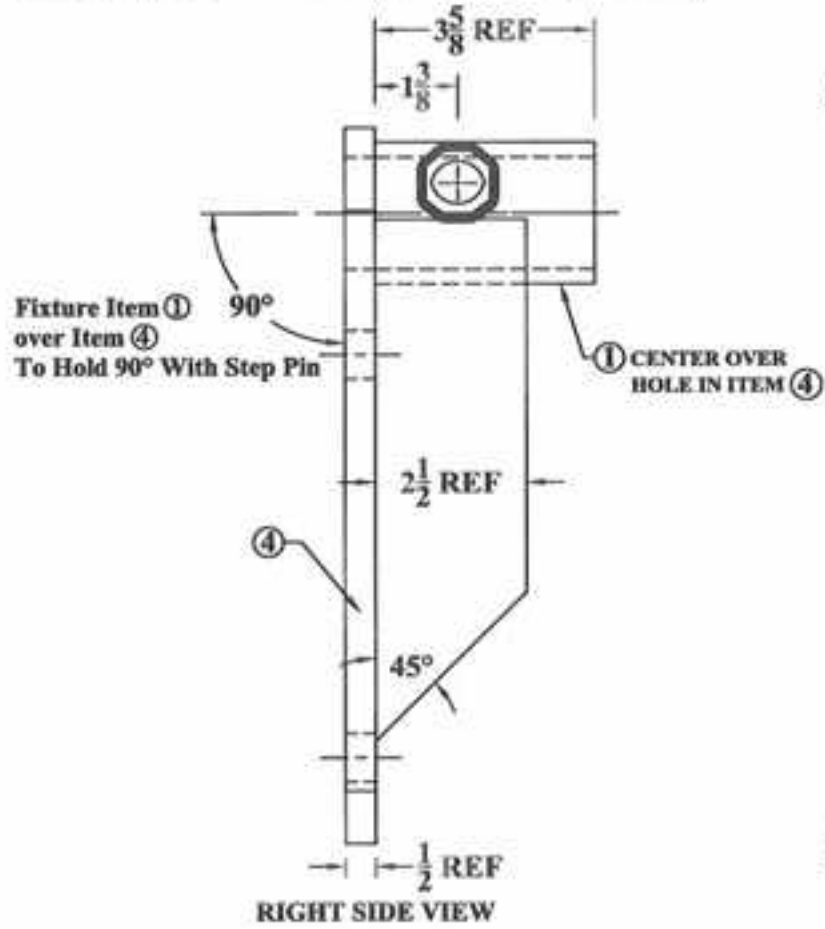
DESCRIPTION **4" diamond bracket coulter mount**

MATERIAL **WELDMENT**

PART NO. **KSC-466644**

REV. **NC**

| ITEM # | QUAN. | PART # | DESCRIPTION |
|--------|-------|---------------|------------------------------------|
| 1 | 1 | KSC-46640-BMT | BAR MTO TUBE |
| 2 | 1 | KSC-46640-GL | GUSSET |
| 3 | 1 | KSC-46640-GR | GUSSET |
| 4 | 1 | KSC-46640-MP | MOUNTING PLATE |
| 5 | 1 | N6 | 3/4 - 18 HEX NUT |
| 6 | 1 | N6J | NUT, HEX JAM |
| 7 | 1 | 186-B1 | SET SCREW 3/4-18 X2 SQ HEAD CUP PT |



1/4" FILLET WELD
 Weld Areas Shown 1/4 x 2" Fillets & All Around Base of Tube

64

| | | | |
|------|----|----------|------------------------|
| - | - | - | - |
| - | - | - | - |
| - | - | - | - |
| NC | AL | 08-11-05 | Release For Production |
| REV. | BY | DATE | DESCRIPTION |

| |
|--|
| TOLERANCE UNLESS OTHERWISE NOTED 0/0 +/- 1/32 0.03 +/- .020 0.000 +/- .005 0.0000 +/- .001 AMPL +/- 1/2 |
|--|


| | |
|---|-----------------------|
| SHIELD AGRICULTURAL EQUIPMENT | |
| DESIGNED BY: ALINK | DATE: 08-11-05 |
| CHECKED BY: - | DATE: - |

| | | | |
|-------------------------------------|-----------------|------------------|-----------|
| DESCRIPTION | MATERIAL | PART NO. | REV. |
| COULTER MOUNT 4 X 6 OR 6 X 6 | WELDMENT | KSC-46640 | NC |

RIGID C-S (coultter-shank) Mounts, 5/8" U-bolts not included

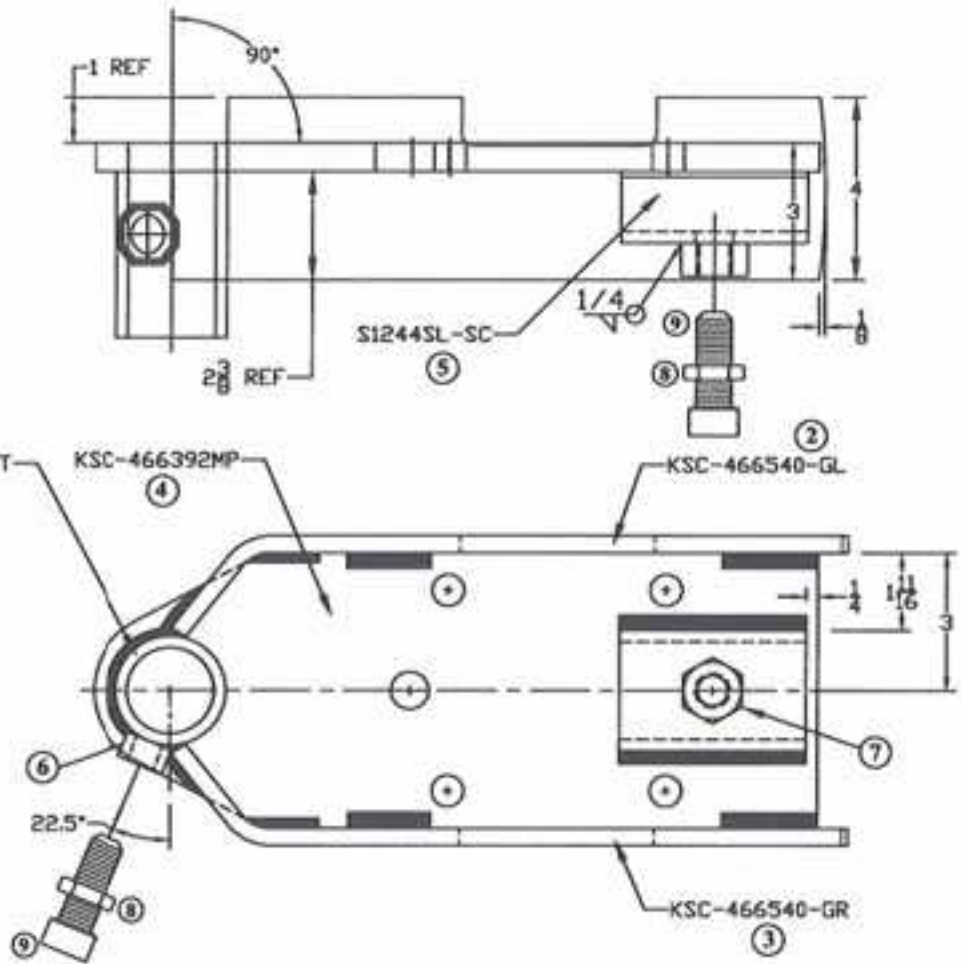
| Part # | Description | Unit Weight, lbs |
|-------------------|---|-------------------------|
| KSC-466392 | 4 X 4 or 6 X 4 Coultter System Mount, 4" horizontal, requires 2ea 5/8" U-bolt | 42.0 |
| KSC-466396 | 4 X 6 or 6 X 6 Coultter System Mount, 6" horizontal, requires 2ea 5/8" U-bolt | 46.0 |
| KSC-466397 | 5 X 7 or 7 X 7 Coultter System Mount, 7" horizontal, requires 2ea 5/8" U-bolt | 53.0 |

SEE U-bolt Section 9 to select proper size U-bolt for your toolbar



KSC-466392 C-S Mount

| ITEM # | QUAN | PART # | DESCRIPTION |
|--------|------|----------------|------------------------------------|
| 1 | 1 | KSC-466340-BMT | BAR MTG TUBE |
| 2 | 1 | KSC-466540-GL | GUSSET |
| 3 | 1 | KSC-466540-GR | GUSSET |
| 4 | 1 | KSC-466392-MP | MOUNTING PLATE |
| 5 | 1 | S1244SL-SC | SPRING CLAMP-SHANK MOUNT |
| 6 | 1 | N6 | 3/4 - 10 HEX NUT |
| 7 | 1 | N6H | 3/4 - 10 HEAVY HEX NUT |
| 8 | 2 | N6J | NUT, HEX JAM |
| 9 | 2 | 106-B1 | SET SCREW 3/4-10 X2 SQ HEAD CUP PT |



| REV | BY | DATE | DESCRIPTION |
|-----|----|------|-------------|
| - | - | - | - |
| - | - | - | - |
| - | - | - | - |
| - | - | - | - |

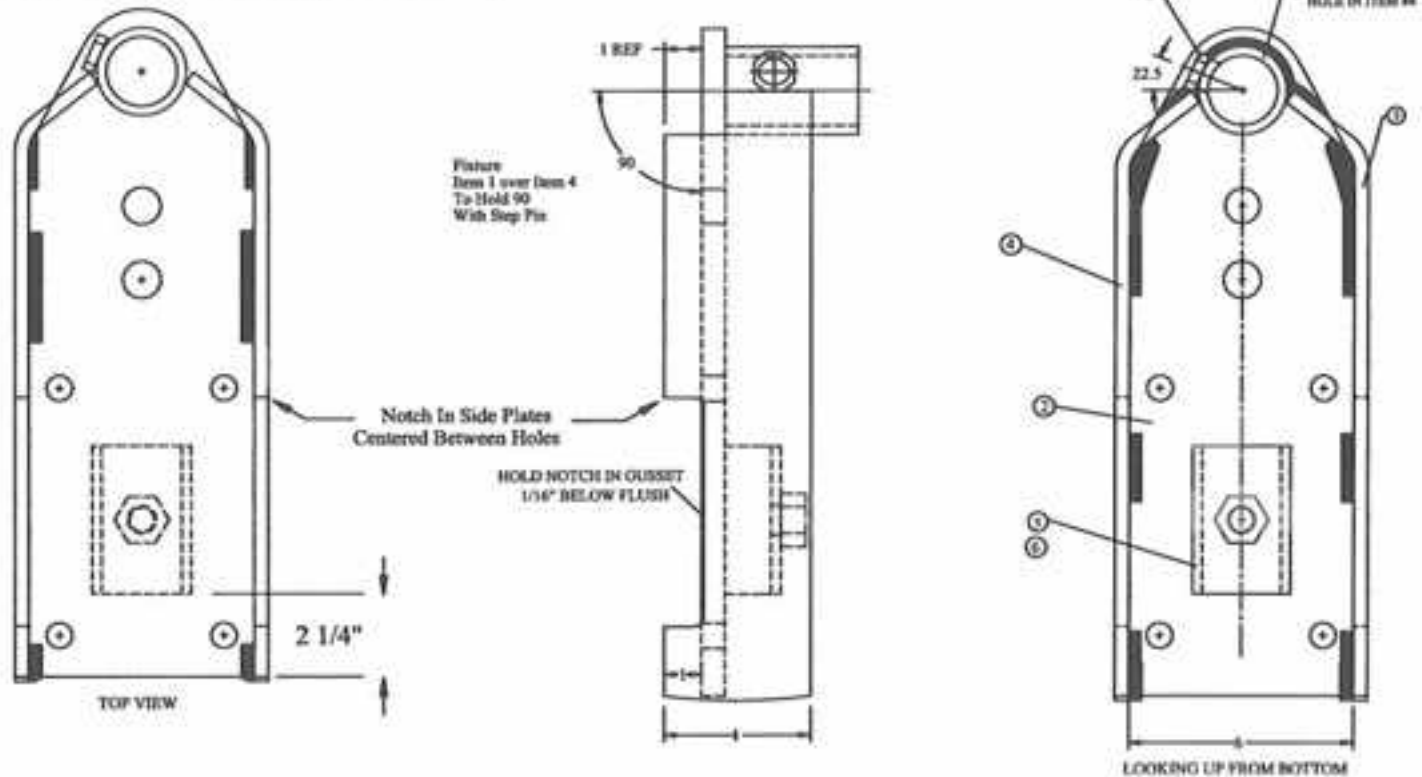
TOLERANCE UNLESS OTHERWISE NOTED
 0.00 +/- 1/32
 0.00 +/- .020
 0.000 +/- .005
 0.0000 +/- .001
 ANGLES +/- 1/2

SHIELD
 AGRICULTURAL EQUIPMENT

DESIGNED BY: ALINK DATE: 03/18/08
 CHECKED BY: DATE:

| | | | |
|---------------------------------------|------------------------|-------------------|------|
| DESCRIPTION | MATERIAL | PART NO. | REV. |
| C-S MOUNT PLATE-4 X 4 OR 6 X 4 | 5/8 X 6 HR FLAT | KSC-466392 | - |

| ITEM # | Quan | Part Number | DESCRIPTION |
|--------|------|--------------------|----------------------|
| 1 | 1 | KSC-466340-BMT | Bar Mounting tube |
| 2 | 1 | KSC-466396-MP | Mounting Plate |
| 3 | 1 | KSC-466560-GL | Gusset |
| 4 | 1 | KSC-466560-GR | Gusset |
| 5 | 1 | S1244SL-SC | U-shaped piece |
| 6 | 1 | N6H | 3/4-10 Heavy Hex Nut |
| 7 | 1 | N6 | 3/4-10 Hex Nut |
| 8 | 2 | 106-B1 (NOT SHOWN) | 3/4-10 Set Screw |
| 9 | 2 | N6J (NOT SHOWN) | 3/4-10 Hex Jam Nut |



| - | - | - | - |
|------|----|------|-------------|
| - | - | - | - |
| - | - | - | - |
| - | - | - | - |
| REV. | BY | DATE | DESCRIPTION |

TOLERANCE UNLESS OTHERWISE NOTED

0/0 +/- 1/32

0.00 +/- .020

0.000 +/- .003

0.0000 +/- .001

ANGLE +/- 1/2

SHIELD
AGRICULTURAL EQUIPMENT

DRAWN BY: **ALINK**

DATE: **1/31/08**

CHECKED BY:

DATE:

DESCRIPTION **RIGID COULTER/SHANK CLAMP, 4 X 6 OR 6 X 6**

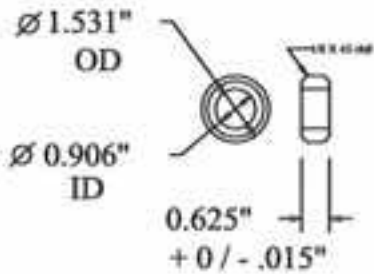
MATERIAL **WELDMENT**

PART NO. **KSC-466396**

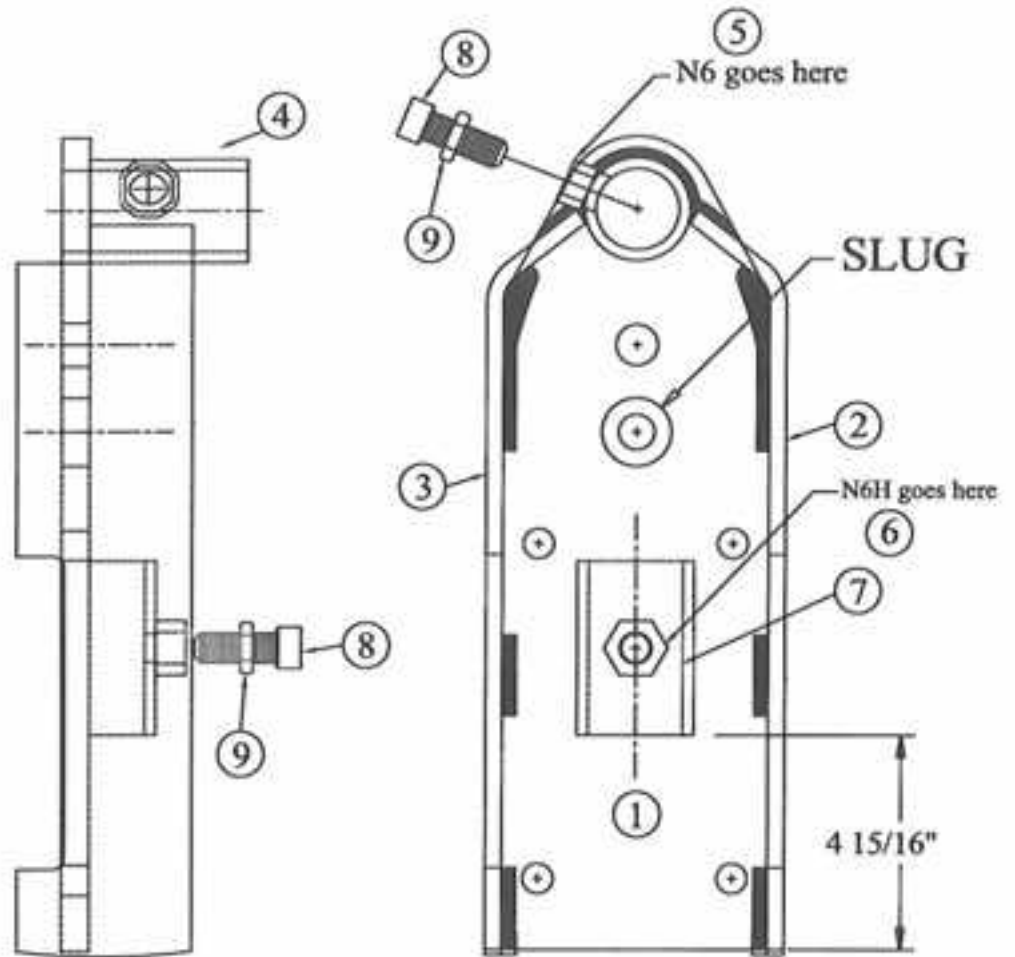
REV. -

| ITEM # | QUAN. | PART # | DESCRIPTION |
|--------|-------|----------------|-------------------|
| 1 | 1ea | KSC-466570-MP | Mounting Plate |
| 2 | 1ea | KSC-466570-GL | Gusset |
| 3 | 1ea | KSC-466570-GR | Gusset |
| 4 | 1ea | KSC-466340-BMT | Bar Mounting Tube |
| 5 | 1ea | N6 | Nut |
| 6 | 1ea | N6H | Nut |
| 7 | 1ea | S1244SL-SC | U-Shaped Piece |
| 8 | 2ea | 106-B1 | Set Screw |
| 9 | 2ea | N6J | Nut |

SLUG



Weld slug in both sides and grind smooth



| REV. | BY | DATE | DESCRIPTION |
|------|----|------|-------------|
| - | - | - | - |
| - | - | - | - |
| - | - | - | - |
| - | - | - | - |

| TOLERANCE UNLESS OTHERWISE SPECIFIED | |
|--------------------------------------|-------|
| 0/0 +/- | 1/32 |
| 0.00 +/- | 3/64 |
| 0.000 +/- | 3/128 |
| 0.002 +/- | 1/16 |

SHIELD
AGRICULTURAL EQUIPMENT

| | |
|-----------------|----------------|
| DESIGNED BY: MB | DATE: 01/01/00 |
| CHECKED BY: - | DATE: - |

DESCRIPTION
RIGID CS MOUNT, 5 X 7 or 7 X 7

MATERIAL
WELDMENT

PART NO.
KSC-466397

REV.
-

COULTER-Spring Shank Mounts, 5/8"U-bolts not included

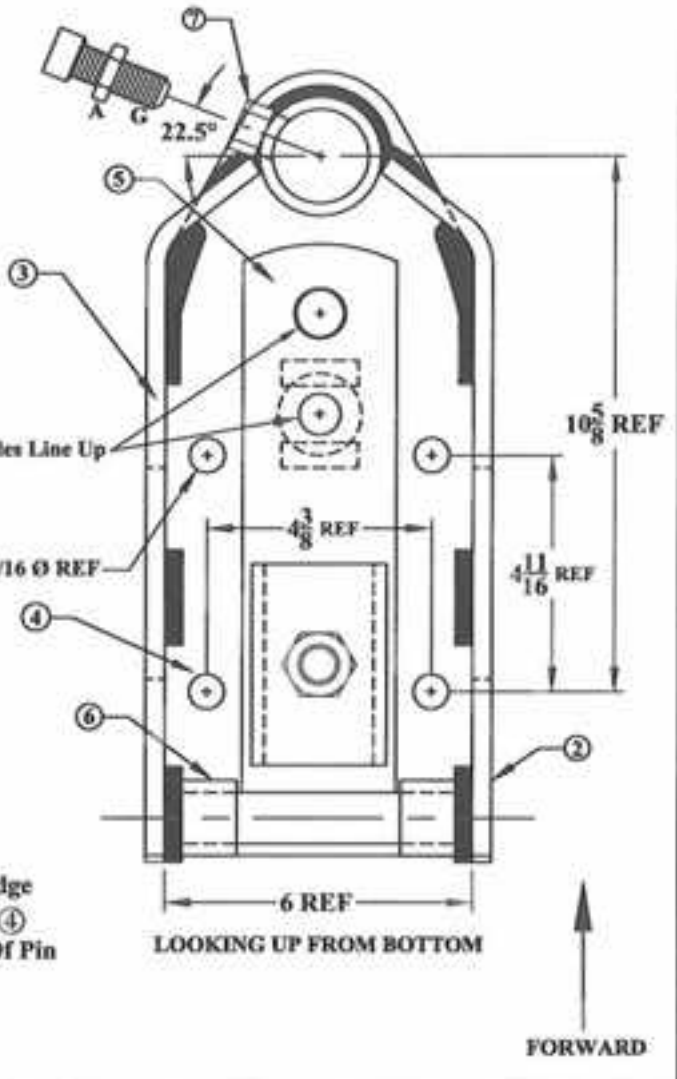
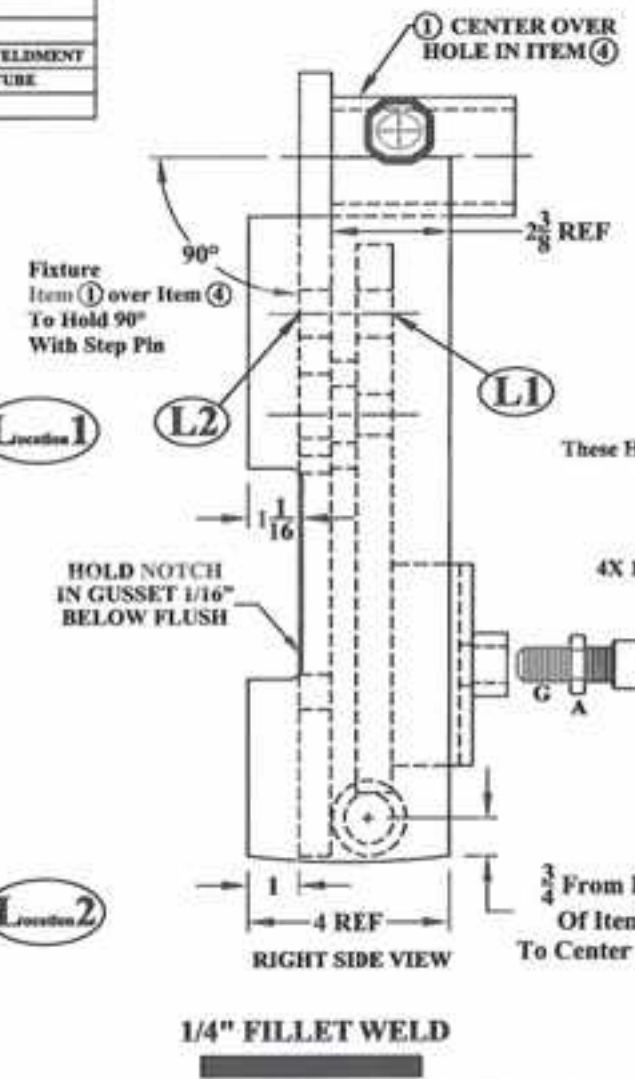
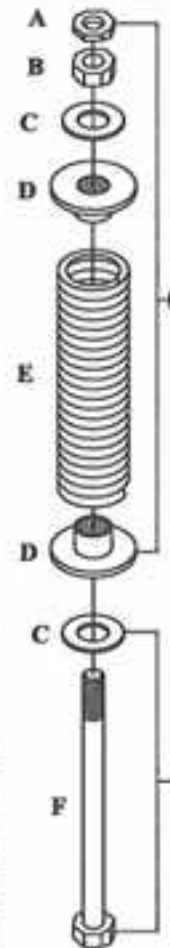
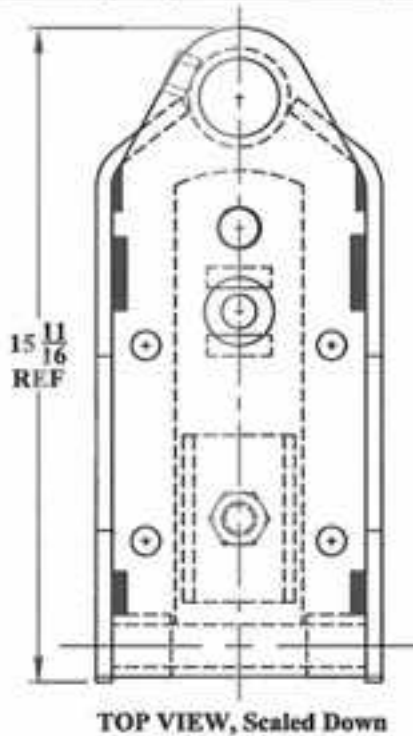
| Part # | Description | Unit Weight, lbs |
|--------------------|---|-------------------------|
| KSC-466540 | 4 X 4 or 6 X 4 Coulter-Shank System Mount,requires 2ea 5/8" U-bolt | 53.0 |
| KSC-466540X | 4 X 4 or 6 X 4 Coulter-Shank System Mount, Heavy-Duty dbl spring, requires 2ea 5/8" U-bolt | 55.0 |
| KSC-466560 | 4 X 6 or 6 X 6 Coulter-Shank System Mount,requires 2ea 5/8" U-bolt | 58.0 |
| KSC-466560X | 4 X 6 or 6 X 6 Coulter-Shank System Mount, Heavy-Duty dbl spring, requires 2ea 5/8" U-bolt | 60.0 |
| KSC-466570 | 5 X 7 or 7 X 7 Coulter-Shank System Mount,requires 2ea 5/8" U-bolt | 62.0 |
| KSC-466570X | 5 X 7 or 7 X 7 Coulter-Shank System Mount, Heavy-Duty dbl spring, requires 2ea 5/8" U-bolt | 64.0 |

SEE U-bolt Section 9 to select proper size U-bolt for your toolbar

KSC-466540X Coulter-spring shank mount shown order U-bolts separately



| ITEM # | QUAN. | PART # | DESCRIPTION |
|--------|-------|----------------|-------------------------------|
| 1 | 1 | KSC-466540-BMT | BAR MTG TUBE |
| 2 | 1 | KSC-466540-GL | GUSSET |
| 3 | 1 | KSC-466540-GR | GUSSET |
| 4 | 1 | KSC-466540-MP | MOUNTING PLATE |
| 5 | 1 | S1244SL-TW | SPRING CLAMP TONGUE WELDMENT |
| 6 | 2 | S1244SL-HT | 1-1/2 OD X .240 WALL DOM TUBE |
| 7 | 1 | NS | 3/4 - 10 HEX NUT |



| ITEM # | QUAN. | PART # | DESCRIPTION |
|--------|-------|-------------|-------------|
| A | 3 | NSJ | JAM NUT |
| B | 1 | NS | NUT |
| C | 2 | MPSH | WASHER |
| D | 2 | S1244SL-SPC | CAP |
| E | 1 | SPR-1 | SPRING |
| F | 1 | 104-NI | BOLT |
| G | 2 | 104-BI | SCREW |

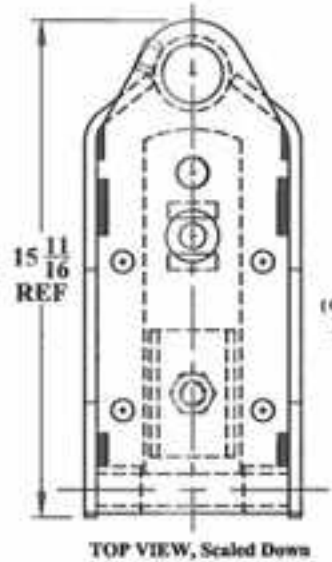
| REV. | BY | DATE | DESCRIPTION |
|------|----|------|-------------|
| - | - | - | - |
| - | - | - | - |
| - | - | - | - |
| - | - | - | - |

| TOLERANCE UNLESS OTHERWISE NOTED |
|----------------------------------|
| 0/0 +/- 1/32 |
| 0.00 +/- .020 |
| 0.000 +/- .005 |
| 0.000 +/- .001 |
| ANGLE +/- 1/2 |

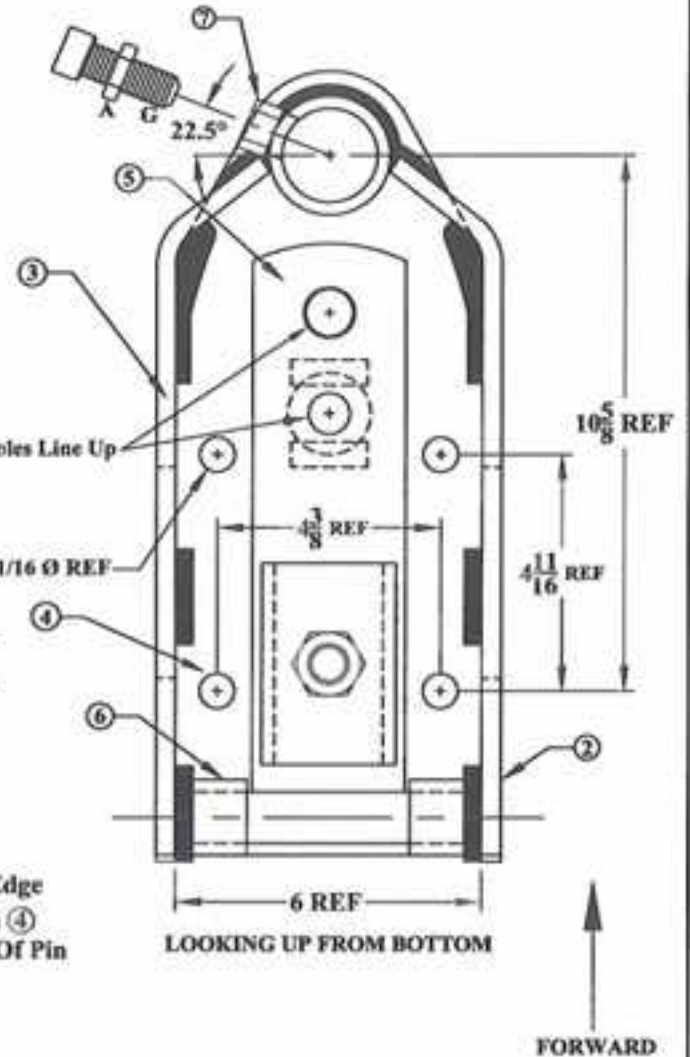
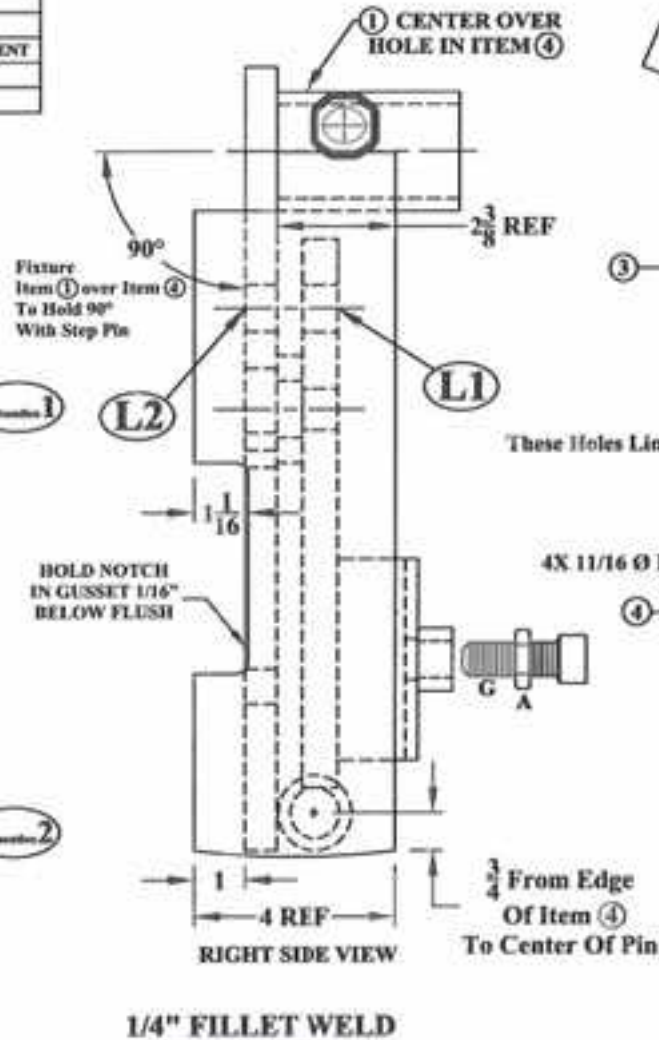
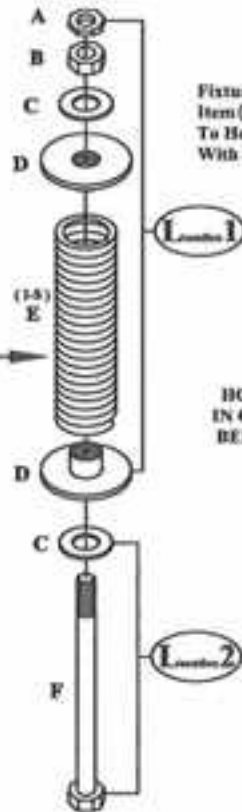
| | |
|---|-----------------------|
| SHIELD AGRICULTURAL EQUIPMENT | |
| DRAWN BY: ALINK | DATE: 12/31/07 |
| CHECKED BY: _____ | DATE: _____ |

| | | | |
|--|---------------------------|-----------------------------|----------------|
| DESCRIPTION: COULTER/SPRING CLAMP, 4 X 4 OR 6 X 4 | MATERIAL: WELDMENT | PART NO.: KSC-466540 | REV.: - |
|--|---------------------------|-----------------------------|----------------|

| ITEM # | QUAN. | PART # | DESCRIPTION |
|--------|-------|----------------|-------------------------------|
| 1 | 1 | KSC-466346-BMT | BAR MTG TUBE |
| 2 | 1 | KSC-466540-GL | GUSSET |
| 3 | 1 | KSC-466540-GR | GUSSET |
| 4 | 1 | KSC-466540-MP | MOUNTING PLATE |
| 5 | 1 | S1244SL-TW | SPRING CLAMP TONGUE WELDMENT |
| 6 | 2 | S1244SL-HT | 1-1/2 OD X .340 WALL DOM TUBE |
| 7 | 1 | NA | 3/4 - 10 HEX NUT |



| ITEM # | QUAN. | PART # | DESCRIPTION |
|--------|-------|--------|----------------------|
| A | 2 | 364 | JAM NUT |
| B | 1 | N6 | NUT |
| C | 2 | MP48 | WASHER |
| D | 2 | S4SC26 | CAP |
| E | 1 | SPR-1 | INSIDE SPRING (1.5) |
| F | 1 | 106-N1 | BOLT |
| G | 2 | 106-S1 | SCREW |
| H | 1 | SPR-2 | OUTSIDE SPRING (0.8) |



| REV. | BY | DATE | DESCRIPTION |
|------|----|------|-------------|
| - | - | - | - |
| - | - | - | - |
| - | - | - | - |
| - | - | - | - |

TOLERANCE UNLESS OTHERWISE NOTED

0/0 +/- 1/32

0.00 +/- .020

0.000 +/- .005

0.0000 +/- .001

ANGLE +/- 1/2

SHIELD
AGRICULTURAL EQUIPMENT

DRAWN BY: **ALINK** DATE: **12/31/07**

CHECKED BY: DATE:

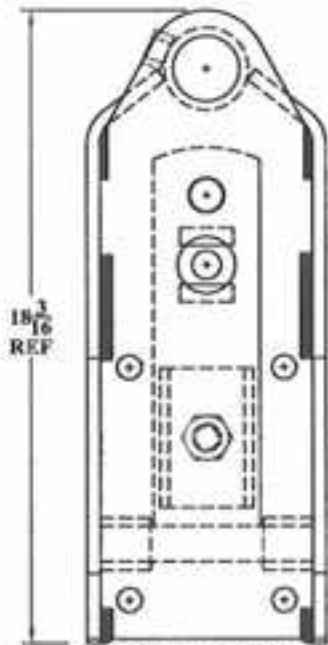
DESCRIPTION **COULTER/SPRING CLAMP, 4 X 4 OR 6 X 4**

MATERIAL **WELDMENT**

PART NO. **KSC-466540X**

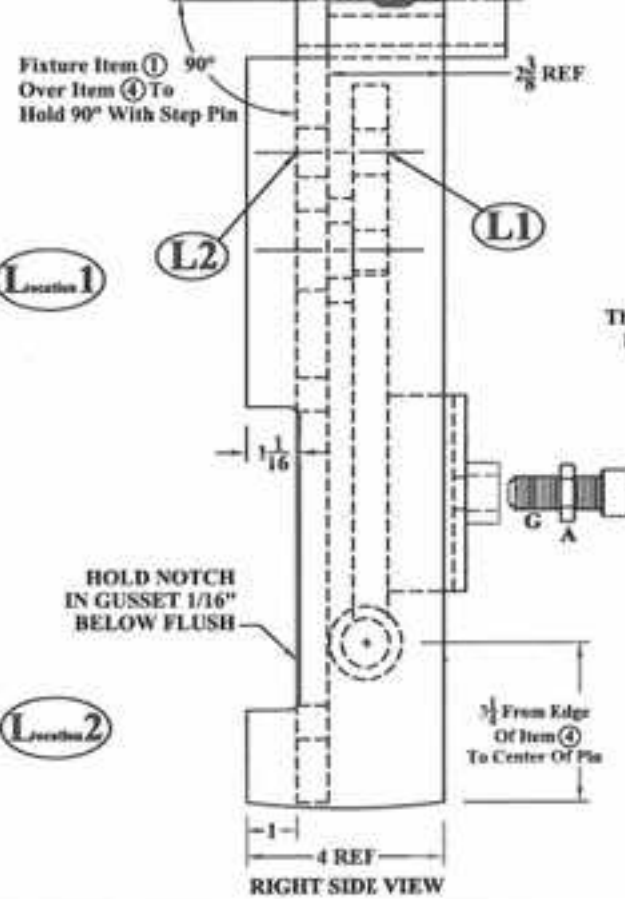
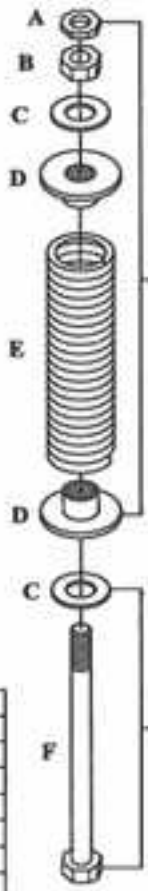
REV. -

| ITEM # | QUAN. | PART # | DESCRIPTION |
|--------|-------|----------------|------------------------------|
| 1 | 1 | KSC-466345-BMT | BAR MTG TUBE |
| 2 | 1 | KSC-466560-GL | GUSSET |
| 3 | 1 | KSC-466560-GR | GUSSET |
| 4 | 1 | KSC-466560-MP | MOUNTING PLATE |
| 5 | 1 | S1344SL-TW | SPRING CLAMP TONGUE WELDMENT |
| 6 | 2 | S1344SL-HT | 1-1/2 OD X 3/4 WALL DOM TUBE |
| 7 | 1 | N6 | 3/4 - 18 HEX NUT |

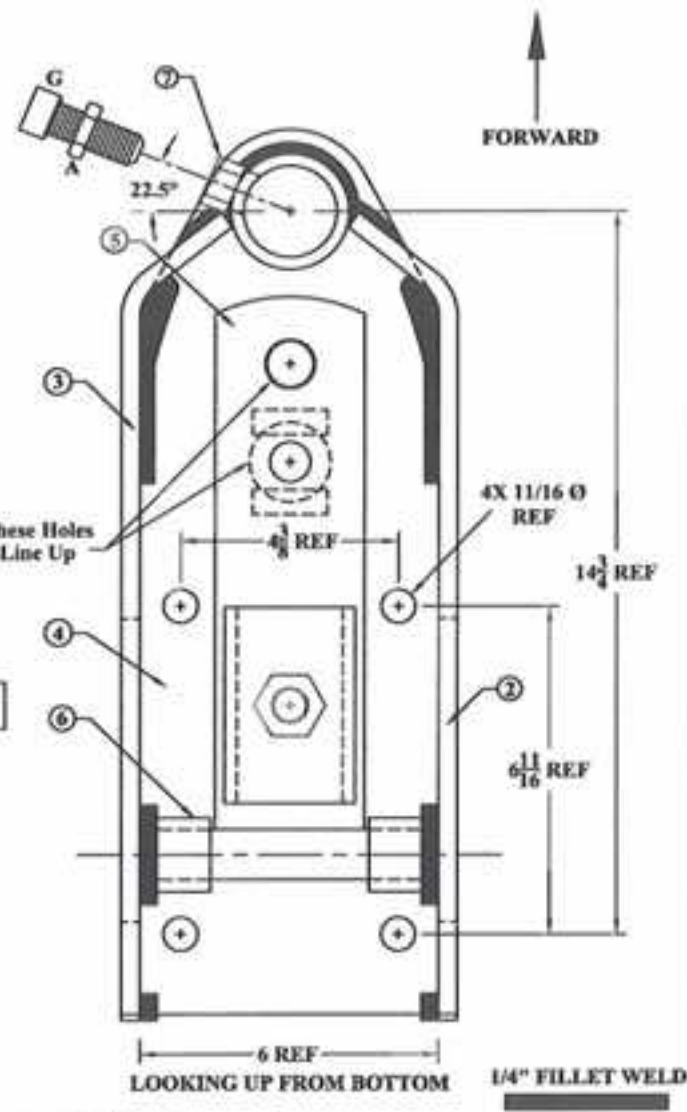


TOP VIEW, Scaled Down

| ITEM # | QUAN. | PART # | DESCRIPTION |
|--------|-------|-------------|-------------|
| A | 3 | N6J | JAM NUT |
| B | 1 | N6 | NUT |
| C | 2 | SEFH | WASHER |
| D | 2 | S1344SL-SPC | CAP |
| E | 1 | SPR-1 | SPRING |
| F | 1 | 106-N1 | BOLT |
| G | 2 | 106-B1 | SCREW |



RIGHT SIDE VIEW



LOOKING UP FROM BOTTOM

1/4" FILLET WELD

| REV. | BY | DATE | DESCRIPTION |
|------|----|------|-------------|
| - | - | - | - |
| - | - | - | - |
| - | - | - | - |
| - | - | - | - |

| TOLERANCE UNLESS OTHERWISE NOTED | |
|----------------------------------|----------|
| 0/0 | +/- 1/32 |
| 0.00 | +/- .020 |
| 0.000 | +/- .005 |
| 0.0000 | +/- .001 |
| ANGLES | +/- 1/2 |

SHIELD
AGRICULTURAL EQUIPMENT

DESIGNED BY: **ALINK** DATE: **01/03/08**

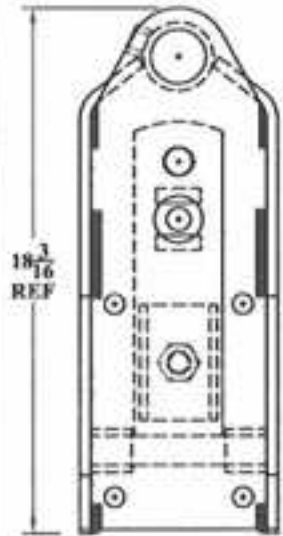
CHECKED BY: DATE:

DESCRIPTION **COULTER/SPRING CLAMP, 4 X 6 OR 6 X 6**

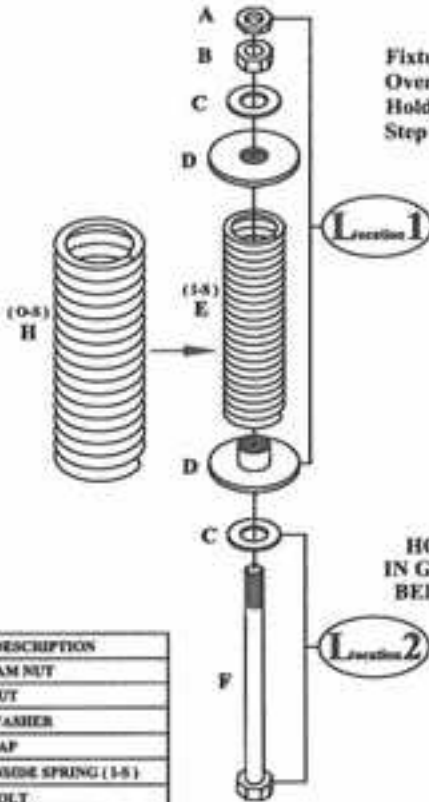
MATERIAL **WELDMENT**

PART NO. **KSC-466560** REV. -

| ITEM # | QUAN. | PART # | DESCRIPTION |
|--------|-------|----------------|-------------------------------|
| 1 | 1 | KSC-466340-BMT | BAR MTG TUBE |
| 2 | 1 | KSC-466560-GL | GUSSET |
| 3 | 1 | KSC-466560-GR | GUSSET |
| 4 | 1 | KSC-466560-MP | MOUNTING PLATE |
| 5 | 1 | S1244SL-TW | SPRING CLAMP TONGUE WELDMENT |
| 6 | 2 | S1244SL-RT | 1-1/2 OD X .140 WALL DOM TUBE |
| 7 | 1 | N6 | 3/4 - 18 HEX NUT |

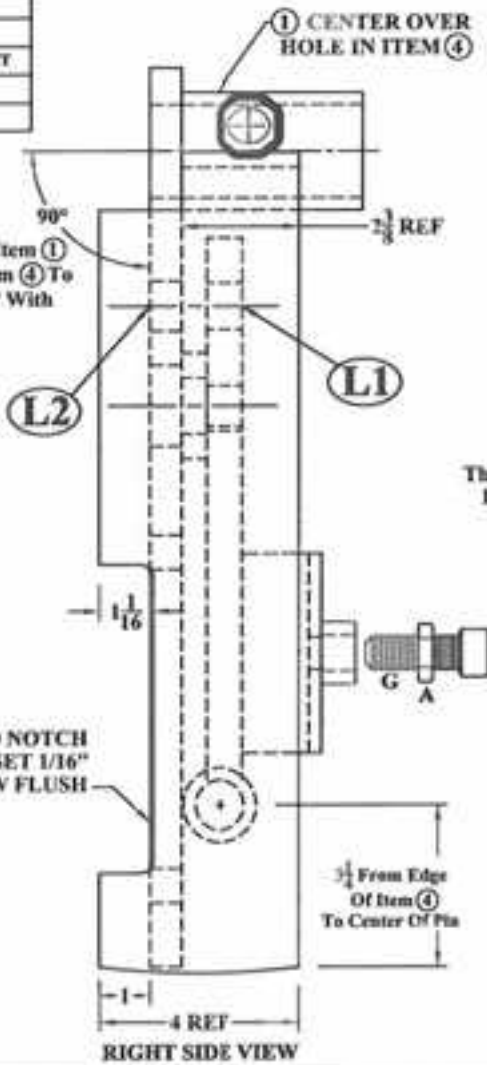


TOP VIEW, Scaled Down

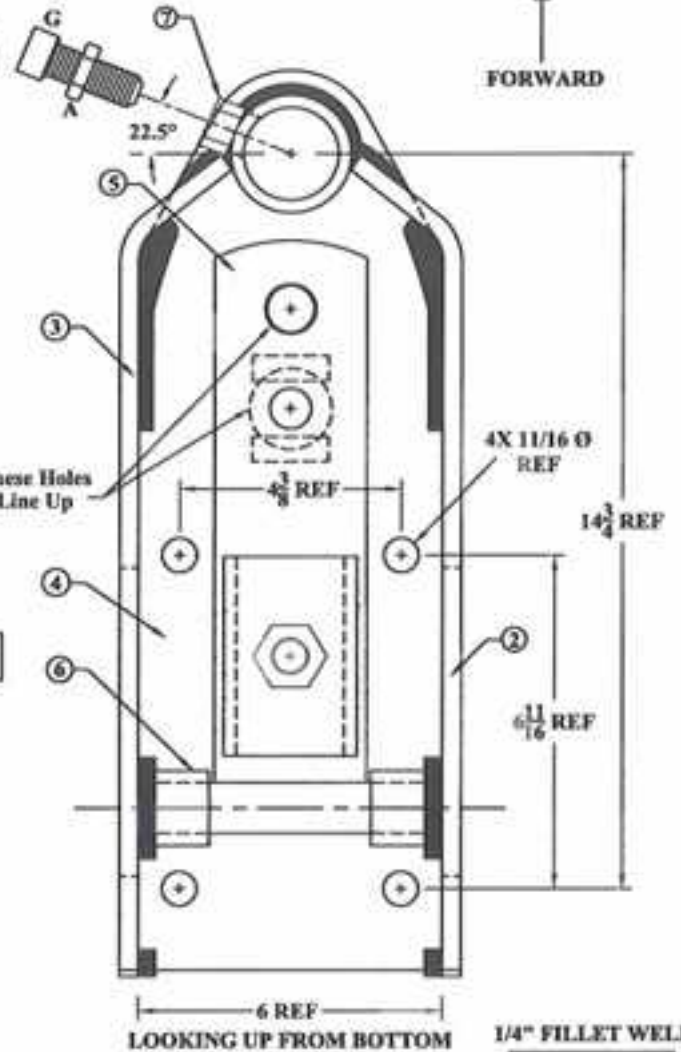


Fixture Item ①
Over Item ② To
Hold 90° With
Step Pin

HOLD NOTCH
IN GUSSET 1/16"
BELOW FLUSH



RIGHT SIDE VIEW



LOOKING UP FROM BOTTOM

1/4" FILLET WELD

FORWARD

| ITEM # | QUAN. | PART # | DESCRIPTION |
|--------|-------|--------|----------------------|
| A | 3 | N6J | JAM NUT |
| B | 1 | N6 | NUT |
| C | 2 | W6M1 | WASHER |
| D | 2 | SASCW | CAP |
| E | 1 | SPR-1 | INSIDE SPRING (1-5) |
| F | 1 | 186-N | BOLT |
| G | 2 | 186-B1 | SCREW |
| H | 1 | SPR-2 | OUTSIDE SPRING (0-5) |

| - | - | - | - |
|------|----|------|-------------|
| - | - | - | - |
| - | - | - | - |
| - | - | - | - |
| REV. | BY | DATE | DESCRIPTION |

TOLEANCE UNLESS
OTHERWISE NOTED

0/0 +/- 1/32
0.00 +/- .020
0.000 +/- .005
0.0000 +/- .001
MAX +/- 1/2

SHIELD
AGRICULTURAL EQUIPMENT

DRAWN BY: **ALINK**

DATE: **01/03/08**

CHECKED BY: -

DATE: -

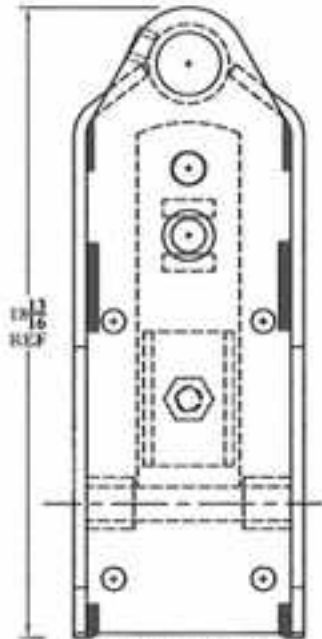
DESCRIPTION **COULTER/SPRING CLAMP, 4 X 6 OR 6 X 6**

MATERIAL **WELDMENT**

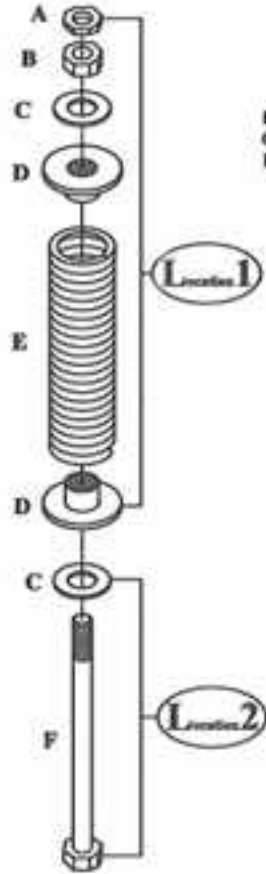
PART NO. **KSC-466560X**

REV. -

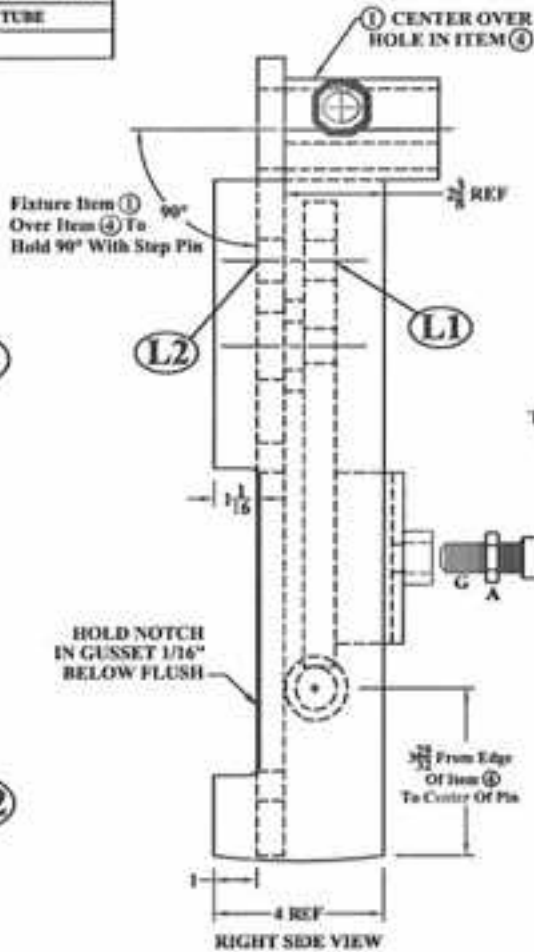
| ITEM # | QUN. | PART # | DESCRIPTION |
|--------|------|----------------|-------------------------------|
| 1 | 1 | KSC-466570-BMT | BAR MTG TUBE |
| 2 | 1 | KSC-466570-G1 | GUSSET |
| 3 | 1 | KSC-466570-G2 | GUSSET |
| 4 | 1 | KSC-466570-MP | MOUNTING PLATE |
| 5 | 1 | S1244SL-TW | SPRING CLAMP TONGUE WELDMENT |
| 6 | 2 | S1244SL-BT | 1-1/2 OD X .240 WALL DOM TUBE |
| 7 | 1 | N6 | 3/4 - 18 HEX NUT |



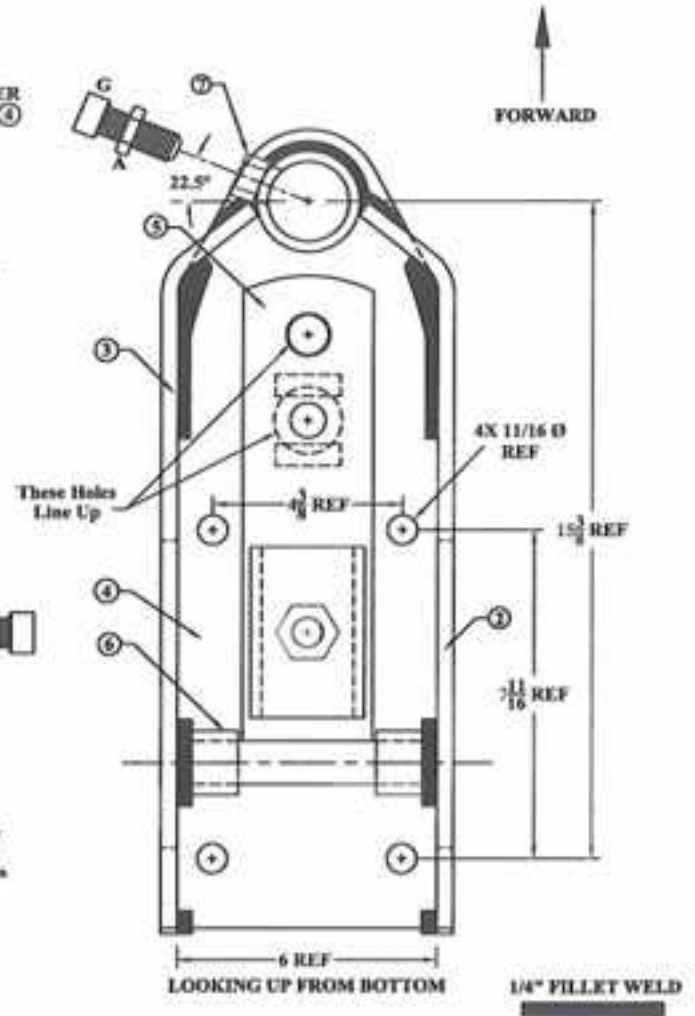
TOP VIEW, Scaled Down



| ITEM # | QUN. | PART # | DESCRIPTION |
|--------|------|-------------|-------------|
| A | 2 | N6 | JAM NUT |
| B | 1 | N6 | NUT |
| C | 2 | MP6H | WASHER |
| D | 2 | S1244SL-SPC | CAP |
| E | 1 | SPR-1 | SPRING |
| F | 1 | 184-N1 | BOLT |
| G | 2 | 184-B1 | SCREW |



RIGHT SIDE VIEW



LOOKING UP FROM BOTTOM

1/4" FILLET WELD

| REV. | BY | DATE | DESCRIPTION |
|------|----|------|-------------|
| - | - | - | - |
| - | - | - | - |
| - | - | - | - |
| - | - | - | - |

TOLERANCE UNLESS OTHERWISE NOTED

0/0 +/- 1/32
0.00 +/- .020
0.000 +/- .005
0.0000 +/- .001
ANGLE +/- 1/2

SHIELD
AGRICULTURAL EQUIPMENT

DRAWN BY: **ALINK** DATE: **01/04/00**
CHECKED BY: DATE:

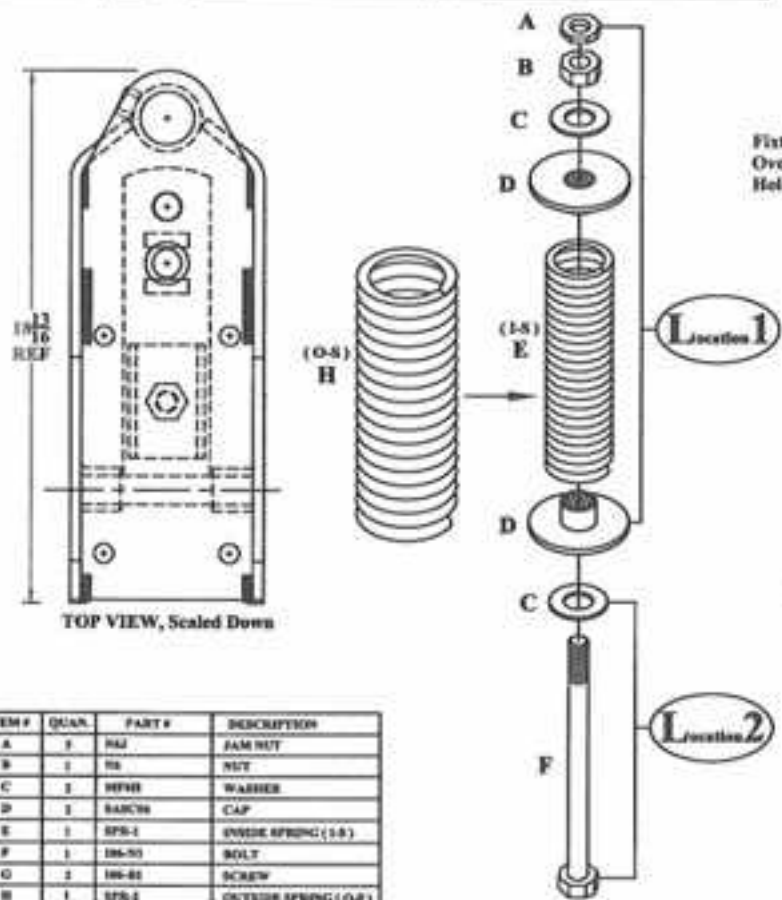
DESCRIPTION **COULTER/SPRING CLAMP, 5 X 7 OR 7 X 7**

MATERIAL **WELDMENT**

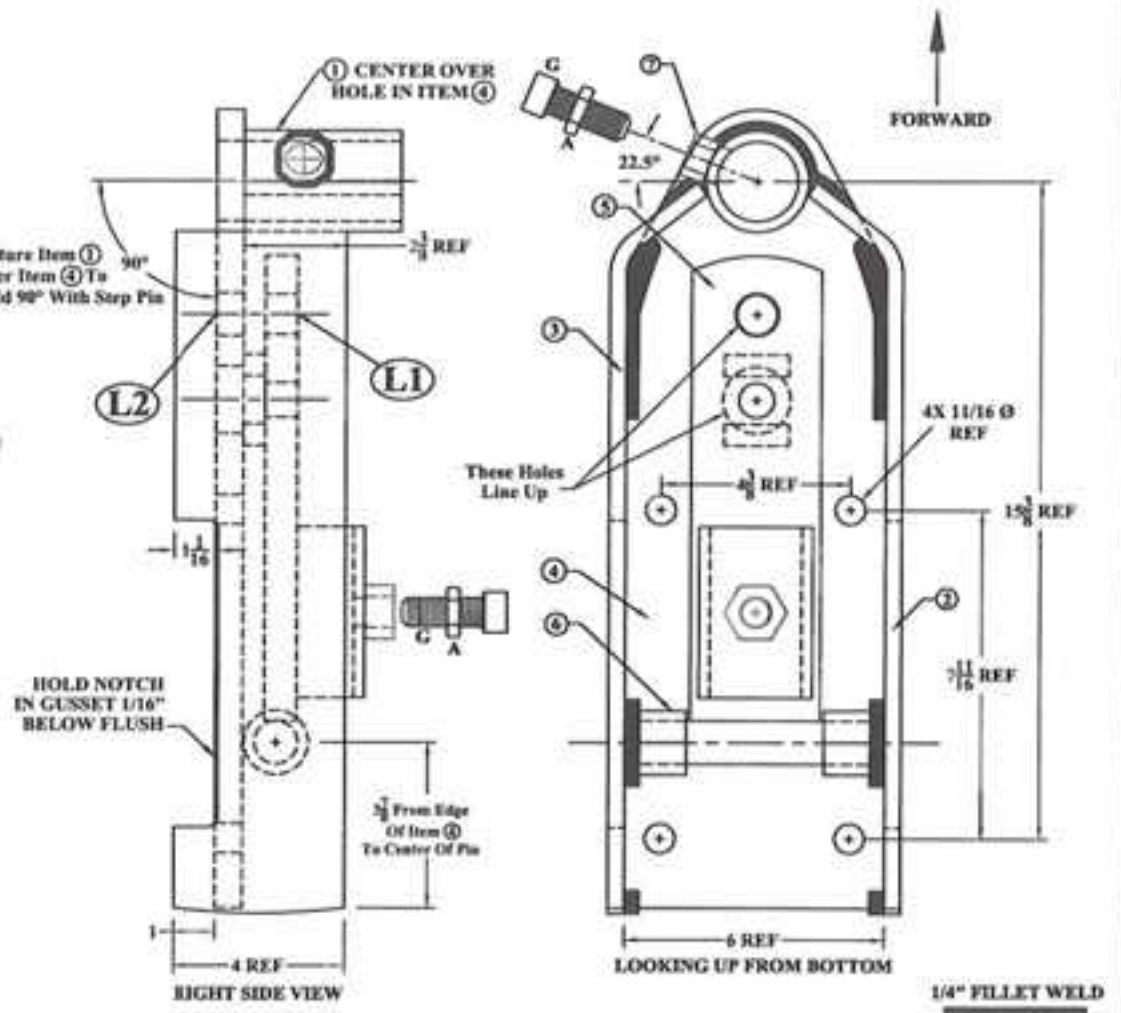
PART NO. **KSC-466570**

REV. -

| ITEM # | QUAN. | PART # | DESCRIPTION |
|--------|-------|----------------|-------------------------------|
| 1 | 1 | KSC-466340-BMT | BAR MTG TUBE |
| 2 | 1 | KSC-466570-GL | GUSSET |
| 3 | 1 | KSC-466570-GR | GUSSET |
| 4 | 1 | KSC-466570-MP | MOUNTING PLATE |
| 5 | 1 | S1246SL-TW | SPRING CLAMP TONGUE WELDMENT |
| 6 | 2 | S1246SL-HT | 1-1/2 OD X .340 WALL DOM TUBE |
| 7 | 1 | N6 | 3/4 - 10 HEX NUT |



| ITEM # | QUAN. | PART # | DESCRIPTION |
|--------|-------|--------|----------------------|
| A | 1 | N4 | JAM NUT |
| B | 1 | N6 | NUT |
| C | 1 | WF6 | WASHER |
| D | 1 | SAC76 | CAP |
| E | 1 | SFB-2 | INSIDE SPRING (1-S) |
| F | 1 | 106-70 | BOLT |
| G | 1 | 106-81 | SCREW |
| H | 1 | SFB-2 | OUTSIDE SPRING (O-S) |



| REV. | BY | DATE | DESCRIPTION |
|------|----|------|-------------|
| | | | |
| | | | |
| | | | |
| | | | |

TOLERANCE UNLESS OTHERWISE NOTED
 0/0 +/- 1/32
 0.00 +/- .020
 0.000 +/- .005
 0.0000 +/- .001
 ANGLE +/- 1/2

SHIELD
 AGRICULTURAL EQUIPMENT

DRAWN BY: **ALINK** DATE: **01/04/09**
 CHECKED BY: DATE: -

DESCRIPTION **COULTER/SPRING CLAMP, 5 X 7 or 7 X 7**

MATERIAL **WELDMENT**

PART NO. **KSC-466570K** REV. -

This page intentionally left blank

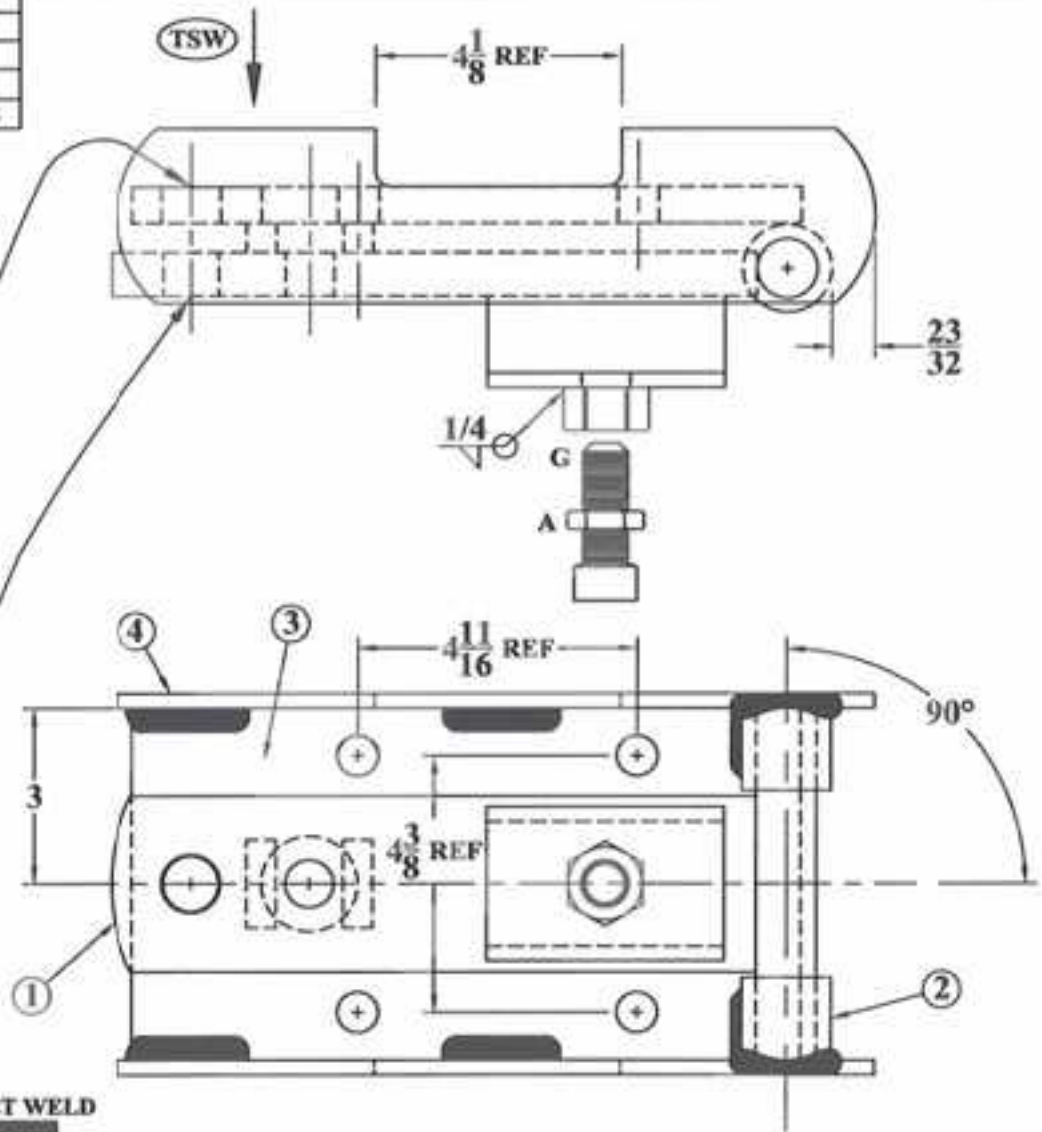
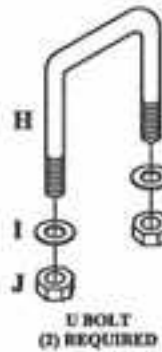
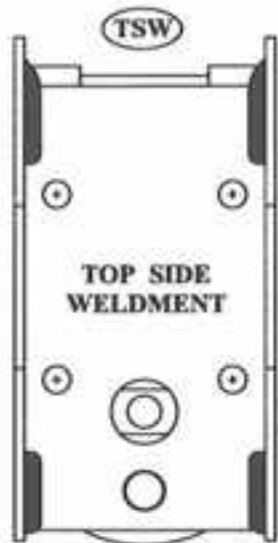
ShieldAg 800-798-1968 www.shieldag.com

Unit Weight, lbs

| | | |
|-----------|--|------|
| S-1244SL | Spring load clamp for 4x4" bar for 1x2" or 1-1/4 X 2 shank | 44.0 |
| S-1264SL | Spring load clamp for 6x4" bar for 1x2" shank or 1-1/4 X 2 shank | 44.0 |
| S-1246SL | Spring load clamp for 4x6" bar for 1x2" shank or 1-1/4 X 2 shank | 46.0 |
| S-1266SL | Spring load clamp for 6x6" bar for 1x2" shank or 1-1/4 X 2 shank | 46.0 |
| S-1257SL | Spring load clamp for 5x7" bar for 1x2" shank or 1-1/4 X 2 shank | 56.0 |
| S-1277SL | Spring load clamp for 7x7" bar for 1x2" shank or 1-1/4 X 2 shank | 56.0 |
| S-1244SLX | Heavy-duty SL clamp, 4x4" bar for 1x2" or 1-1/4 X 2 shank | 46.0 |
| S-1264SLX | Heavy-duty SL clamp, 6x4" bar for 1x2" shank or 1-1/4 X 2 | 46.0 |
| S-1246SLX | Heavy-duty SL clamp, 4x6" bar for 1x2" shank or 1-1/4 X 2 | 48.0 |
| S-1266SLX | Heavy-duty SL clamp, 6x6" bar for 1x2" shank or 1-1/4 X 2 | 48.0 |
| S-1257SLX | Heavy-duty SL clamp, 5x7" bar for 1x2" shank or 1-1/4 X 2 | 56.0 |
| S-1277SLX | Heavy-duty SL clamp, 7x7" bar for 1x2" shank or 1-1/4 X 2 | 56.0 |

ALL S-Series Spring Bundles ARE SUPPLIED WITH U-Bolts

| ITEM # | QUAN. | PART # | DESCRIPTION |
|--------|-------|-------------|--|
| 1 | 1 | S1244SL-TW | SPRING CLAMP TONGUE WELDMENT |
| 2 | 2 | S1244SL-HT | HINGE TUBE 1.50"ODx1.02"IDx1 3/8"LONG |
| 3 | 1 | S1244SL-MP | MOUNT PLATE 5/8x3/4x11.5 |
| 4 | 2 | S1244SL-TBG | TOOL BAR GUIDE 1/4x3/4x12 3/4 SIDE LOCATOR |



| ITEM # | QUAN. | PART # | DESCRIPTION |
|--------|-------|-------------|-------------|
| A | 2 | N6J | JAM NUT |
| B | 1 | N6 | NUT |
| C | 2 | MP6H | WASHER |
| D | 2 | S1244SL-SPC | CAP |
| E | 1 | SPR-1 | SPRING |
| F | 1 | 106-N1 | BOLT |
| G | 1 | 106-B1 | SCREW |
| H | 2 | AP-509529 | U BOLT |
| I | 2 | LW5 | WASHER |
| J | 2 | N5 | NUT |

| - | - | - | - |
|------|----|------|-------------|
| - | - | - | - |
| - | - | - | - |
| - | - | - | - |
| REV. | BY | DATE | DESCRIPTION |

TOLERANCE UNLESS OTHERWISE NOTED

0/0 +/- 1/32
0.00 +/- .020
0.000 +/- .005
0.0000 +/- .001
ANGLES +/- 1/2

SHIELD
AGRICULTURAL EQUIPMENT

DRAWN BY: ALINK

DATE: 12/20/07

CHECKED BY:

DATE:

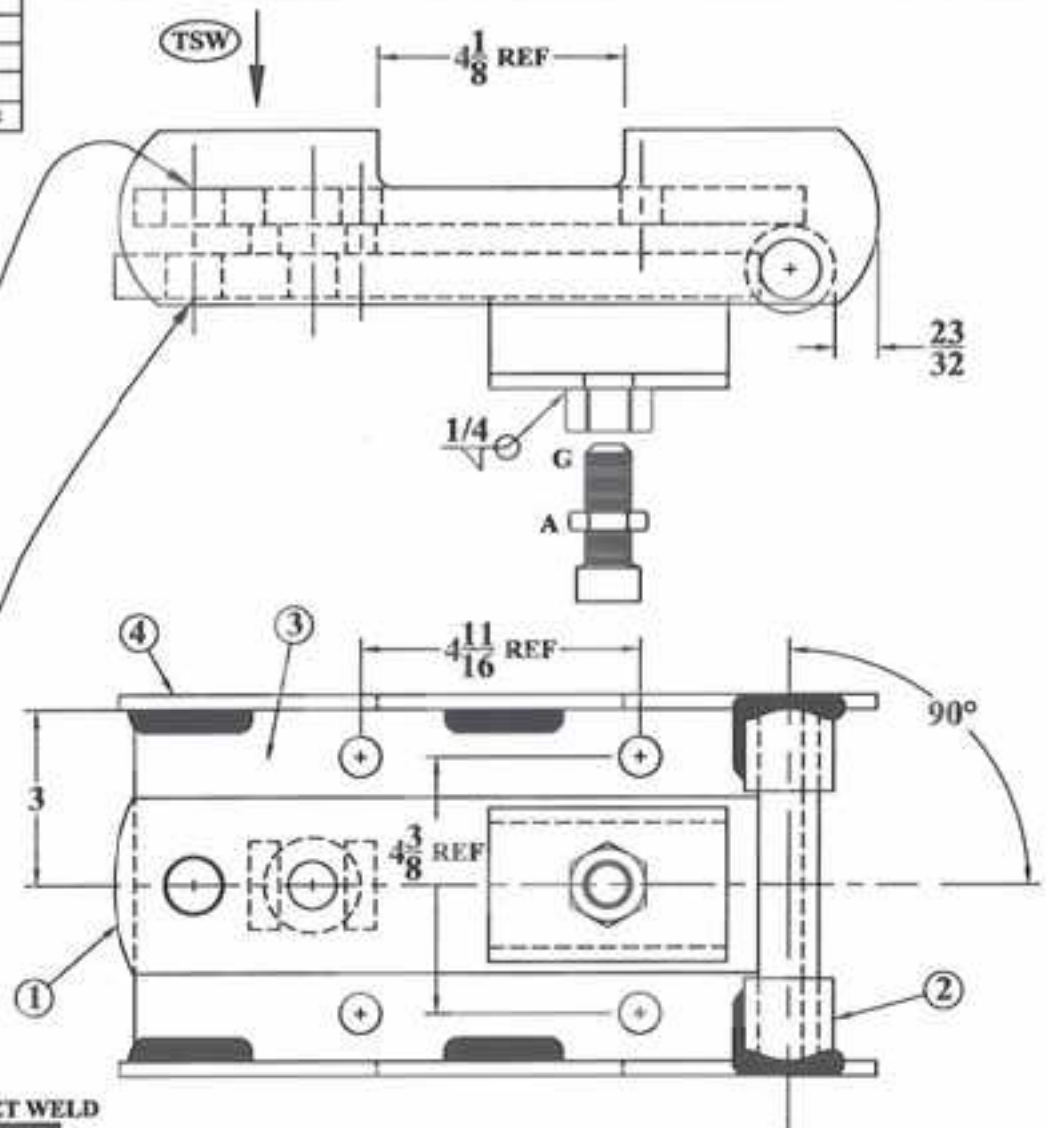
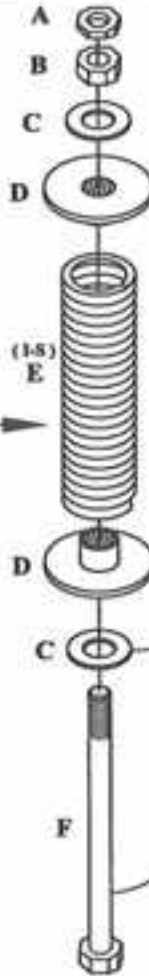
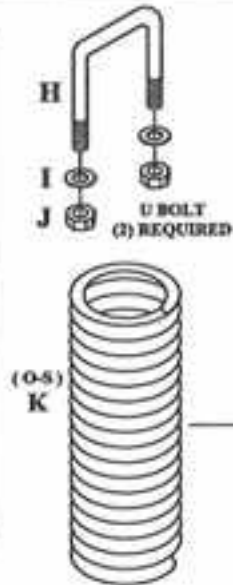
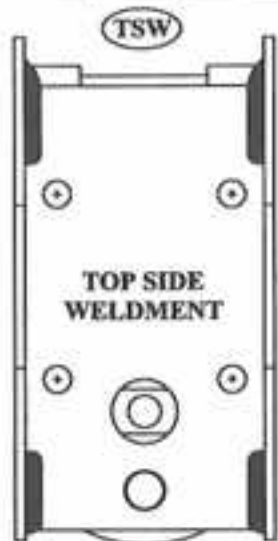
DESCRIPTION **SPRING CLAMP FOR 4 x 4 TOOLBAR**

MATERIAL **WELDMENT**

PART NO. **S-1244SL**

REV. -

| ITEM # | QUAN. | PART # | DESCRIPTION |
|--------|-------|-------------|--|
| 1 | 1 | S1244SL-TW | SPRING CLAMP TONGUE WELDMENT |
| 2 | 2 | S1244SL-HT | HINGE TUBE 1.50"ODx1.02"IDx1 3/8"LONG |
| 3 | 1 | S1244SL-MP | MOUNT PLATE 5/8x6.0x11.5 |
| 4 | 2 | S1244SL-TBG | TOOL BAR GUIDE 1/4x3x12 3/4 SIDE LOCATOR |



| ITEM # | QUAN. | PART # | DESCRIPTION |
|--------|-------|-----------|----------------------|
| A | 2 | N6J | JAM NUT |
| B | 1 | N6 | NUT |
| C | 2 | NF6H | WASHER |
| D | 2 | SASC06 | CAP |
| E | 1 | SFR-1 | INSIDE SPRING (1-5) |
| F | 1 | 106-N1 | BOLT |
| G | 1 | 106-B1 | SCREW |
| H | 2 | AF-509529 | U BOLT |
| I | 2 | LWS | WASHER |
| J | 2 | N5 | NUT |
| K | 1 | SFR-2 | OUTSIDE SPRING (0-5) |

| | | | |
|------|----|------|-------------|
| - | - | - | - |
| - | - | - | - |
| - | - | - | - |
| - | - | - | - |
| REV. | BY | DATE | DESCRIPTION |

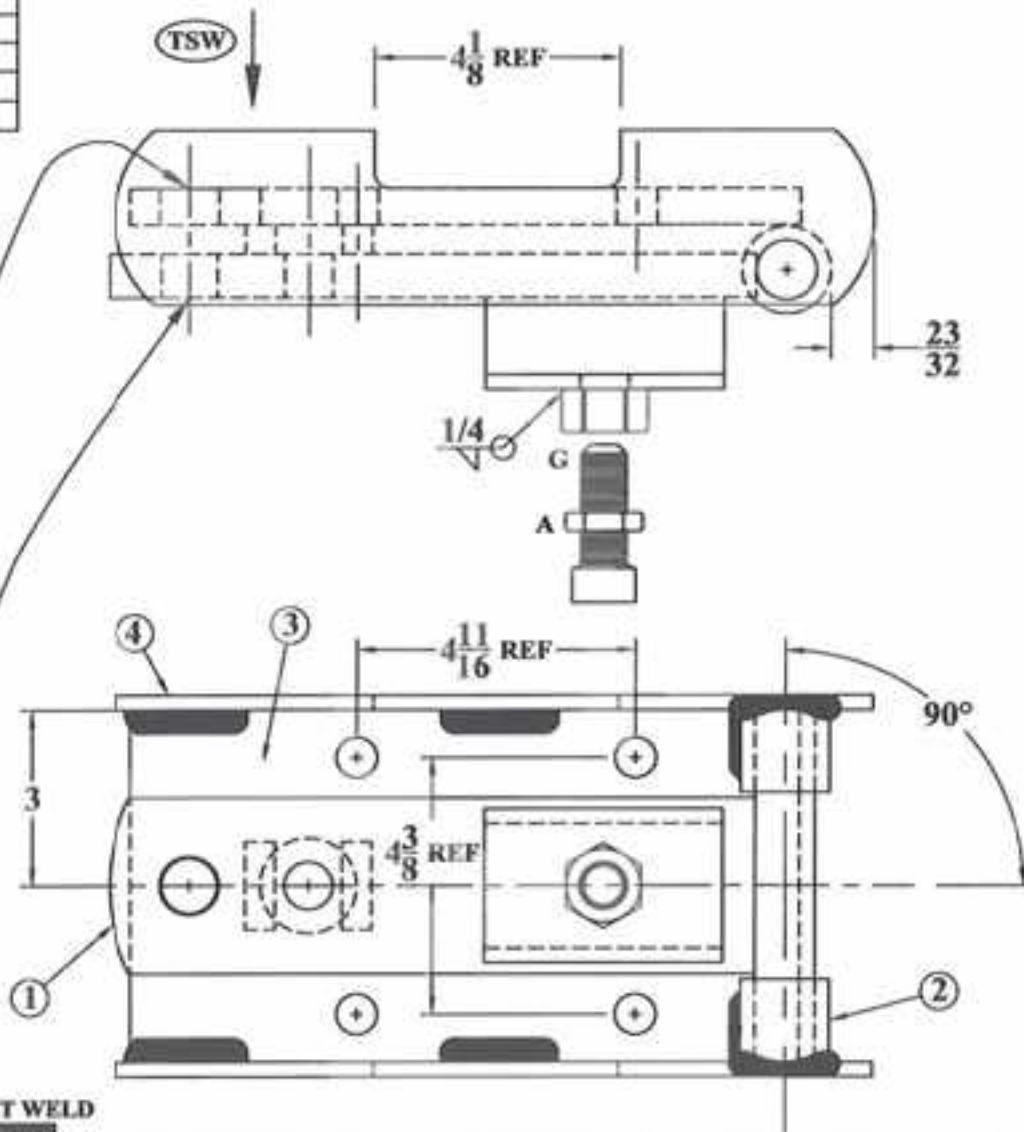
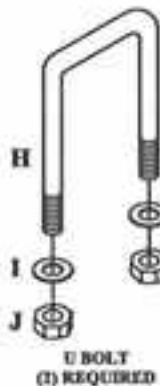
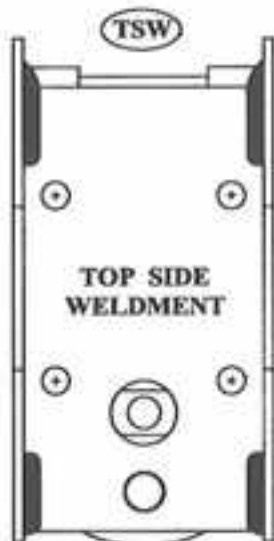
| TOLERANCE UNLESS OTHERWISE NOTED |
|----------------------------------|
| 0/0 +/- 1/32 |
| 0.00 +/- .020 |
| 0.000 +/- .005 |
| 0.0000 +/- .001 |
| ANGLES +/- 1/2 |

SHIELD
AGRICULTURAL EQUIPMENT

DESIGNED BY: ALINK DATE: 12/26/07
 CHECKED BY: DATE: REV: -

| | | | |
|--|---------------------------|----------------------------|--------|
| DESCRIPTION: SPRING CLAMP FOR 4 x 4 TOOLBAR | MATERIAL: WELDMENT | PART NO.: S-1244SLX | REV: - |
|--|---------------------------|----------------------------|--------|

| ITEM # | QUAN. | PART # | DESCRIPTION |
|--------|-------|-------------|---|
| 1 | 1 | S1244SL-TW | SPRING CLAMP TONGUE WELDMENT |
| 2 | 2 | S1244SL-HT | HINGE TUBE 1.50"ODx1.82"IDx1 3/8"LONG |
| 3 | 1 | S1244SL-MP | MOUNT PLATE 5/8x5/8x11.5 |
| 4 | 2 | S1244SL-TBG | TOOL BAR GUIDE 1/4x1/2 3/4 SIDE LOCATOR |



| ITEM # | QUAN. | PART # | DESCRIPTION |
|--------|-------|-------------|-------------|
| A | 2 | N6J | JAM NUT |
| B | 1 | N6 | NUT |
| C | 2 | MF6H | WASHER |
| D | 2 | S1244SL-SPC | CAP |
| E | 1 | SPR-1 | SPRING |
| F | 1 | 106-N1 | BOLT |
| G | 1 | 106-R1 | SCREW |
| H | 2 | AP-505530 | U BOLT |
| I | 2 | LW5 | WASHER |
| J | 2 | N5 | NUT |

1/4" FILLET WELD

| REV. | BY | DATE | DESCRIPTION |
|------|----|------|-------------|
| - | - | - | - |
| - | - | - | - |
| - | - | - | - |
| - | - | - | - |

VOLUNTEER DIMENSIONS
OTHERWISE NOTED
0/0 +/- 1/32
0.00 +/- .020
0.000 +/- .005
0.0000 +/- .001
ANGLES +/- 1/2

SHIELD
AGRICULTURAL EQUIPMENT

DRAWN BY: ALINK DATE: 12/20/07

CHECKED BY: DATE:

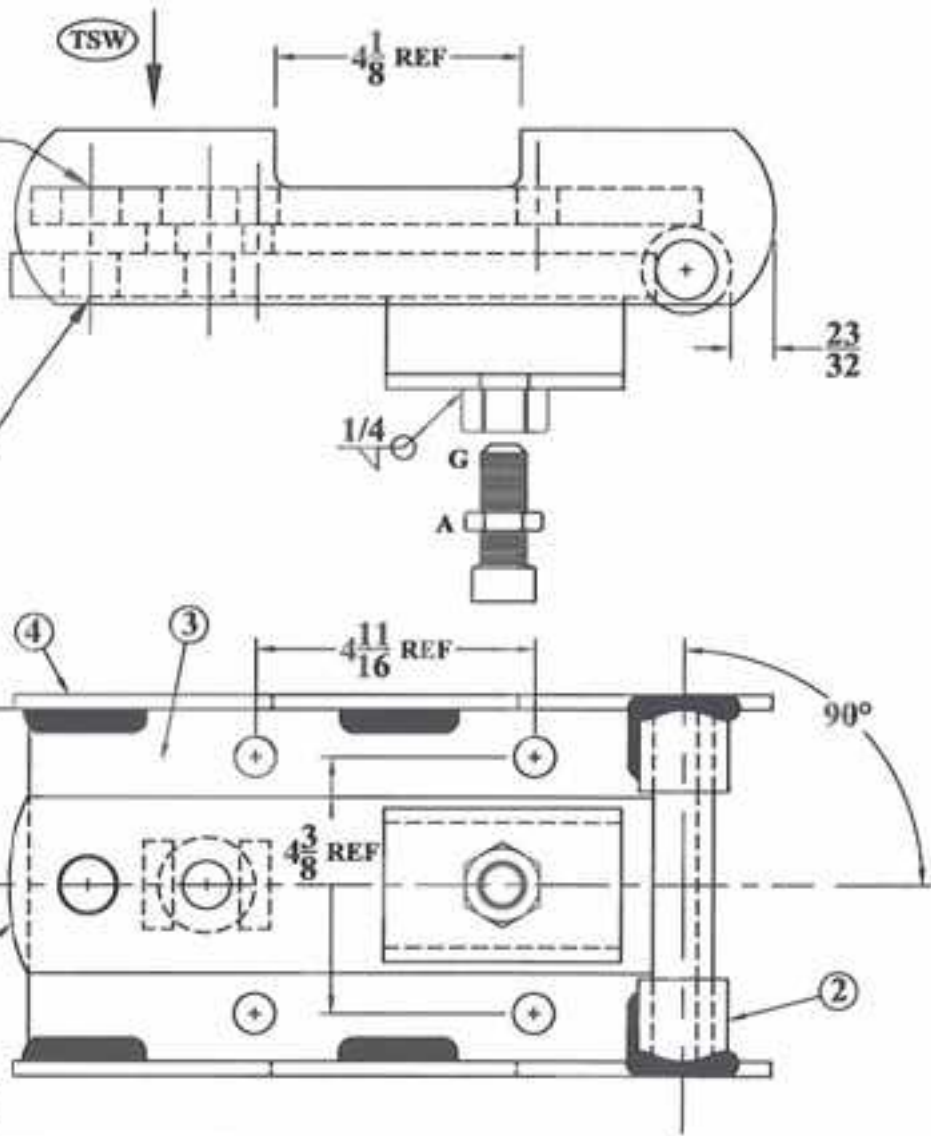
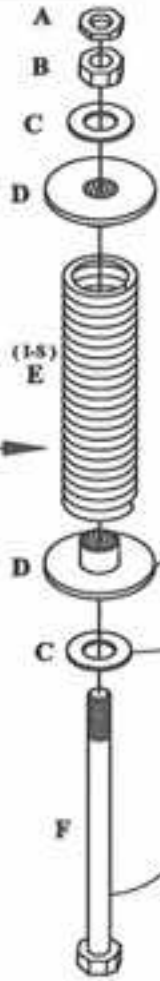
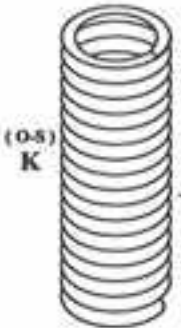
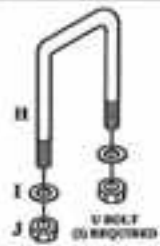
DESCRIPTION: **SPRING CLAMP FOR 6"V x 4" HORIZONTAL TOOLBAR**

WELDMENT: **EXTERNAL WELDMENT**

PART NO. **S-1264SL**

REV. -

| ITEM # | QUAN. | PART # | DESCRIPTION |
|--------|-------|-------------|--|
| 1 | 1 | S1244SL-TW | SPRING CLAMP TONGUE WELDMENT |
| 2 | 2 | S1244SL-HT | HINGE TUBE 1.50"ODx1.82"IDx1.38"LONG |
| 3 | 1 | S1244SL-MP | MOUNT PLATE 5.9x6.9x11.5 |
| 4 | 2 | S1244SL-TBG | TOOL BAR GUIDE 1/4x3x12 3/4 SIDE LOCATOR |



| ITEM # | QUAN. | PART # | DESCRIPTION |
|--------|-------|-----------|----------------------|
| A | 2 | N6J | JAM NUT |
| B | 1 | N6 | NUT |
| C | 2 | MF5H | WASHER |
| D | 2 | SASC06 | CAP |
| E | 1 | SPR-1 | INSIDE SPRING (1-5) |
| F | 1 | 106-N1 | BOLT |
| G | 1 | 106-B1 | SCREW |
| H | 2 | AF-505530 | U BOLT |
| I | 2 | LW5 | WASHER |
| J | 2 | N5 | NUT |
| K | 1 | SPR-2 | OUTSIDE SPRING (0-5) |

| - | - | - | - |
|------|----|------|-------------|
| - | - | - | - |
| - | - | - | - |
| - | - | - | - |
| REV. | BY | DATE | DESCRIPTION |

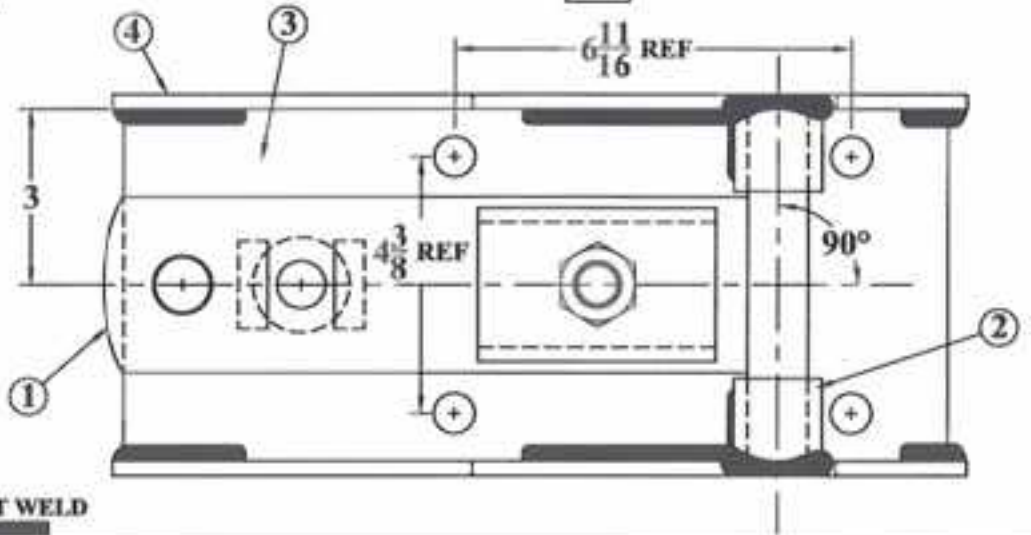
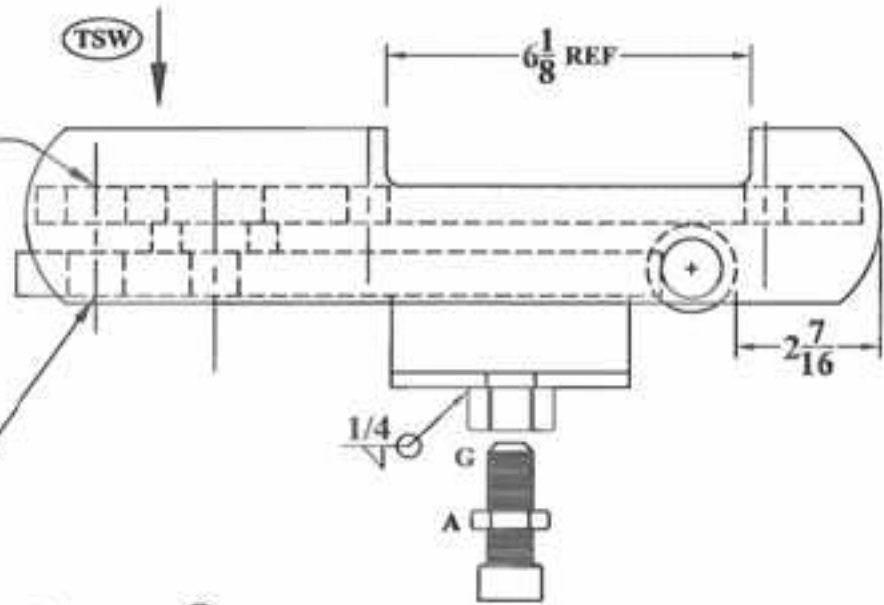
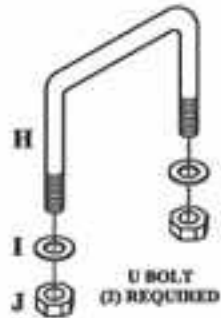
| TOLERANCE UNLESS OTHERWISE NOTED |
|----------------------------------|
| 0/0 +/- 1/32 |
| 0.00 +/- .020 |
| 0.000 +/- .005 |
| 0.0000 +/- .001 |
| ANGLES +/- 1/2 |

SHIELD
AGRICULTURAL EQUIPMENT

| | |
|-----------------|----------------|
| DRAWN BY: ALINK | DATE: 12/26/07 |
| CHECKED BY: | DATE: |

| | | | |
|--|---------------------------|----------------------------|---------|
| DESCRIPTION: SPRING CLAMP FOR 6"V x 4" HORIZONTAL TOOLBAR | MATERIAL: WELDMENT | PART NO.: S-1264SLX | REV.: - |
|--|---------------------------|----------------------------|---------|

| ITEM # | QUAN. | PART # | DESCRIPTION |
|--------|-------|-------------|--|
| 1 | 1 | S1246SL-TW | SPRING CLAMP TONGUE WELDMENT |
| 2 | 2 | S1246SL-HT | HENGE TUBE 1.58"ODx1.02"IDx1 3/8"LONG |
| 3 | 1 | S1246SL-MP | MOUNT PLATE 5.8x6.8x11.5 |
| 4 | 2 | S1246SL-TBG | TOOL BAR GUIDE 1/4x3x14-3/8 SIDE LOCATOR |



1/4" FILLET WELD

| ITEM # | QUAN. | PART # | DESCRIPTION |
|--------|-------|-------------|-------------|
| A | 2 | N6J | JAM NUT |
| B | 1 | N6 | NUT |
| C | 2 | MF6H | WASHER |
| D | 2 | S1246SL-SPC | CAP |
| E | 1 | SPR-1 | SPRING |
| F | 1 | 106-N1 | BOLT |
| G | 1 | 106-B1 | SCREW |
| H | 2 | AP-505529 | U BOLT |
| I | 2 | LWS | WASHER |
| J | 2 | N5 | NUT |

| | | | |
|------|----|------|-------------|
| - | - | - | - |
| - | - | - | - |
| - | - | - | - |
| - | - | - | - |
| REV. | BY | DATE | DESCRIPTION |

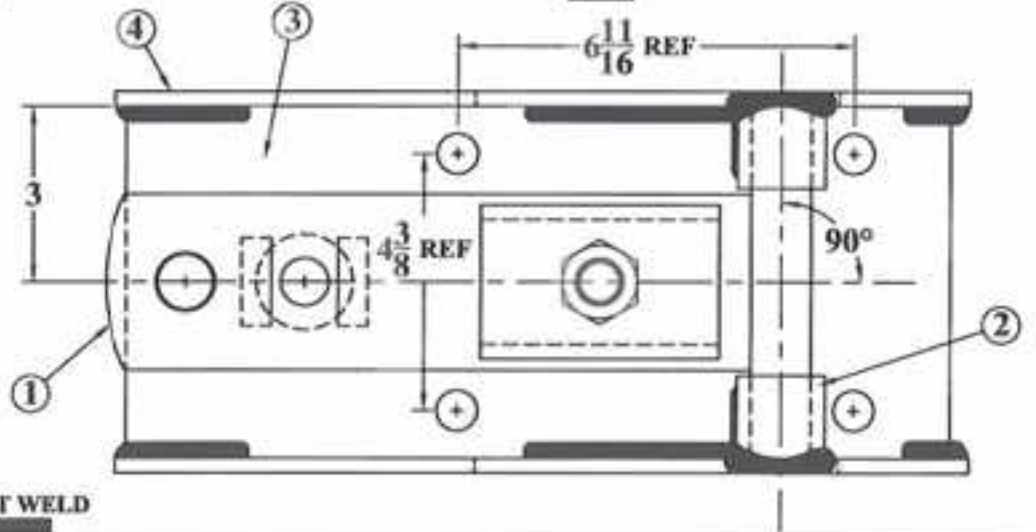
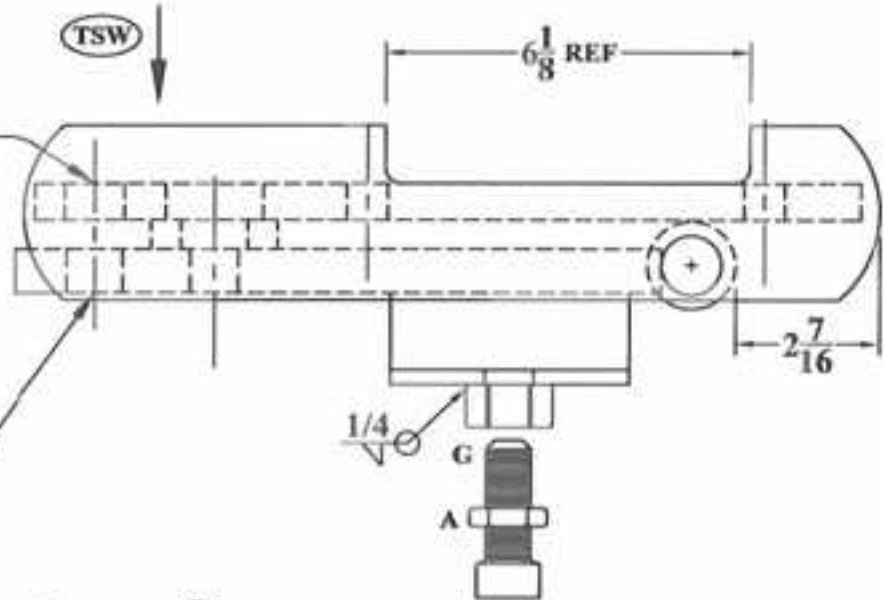
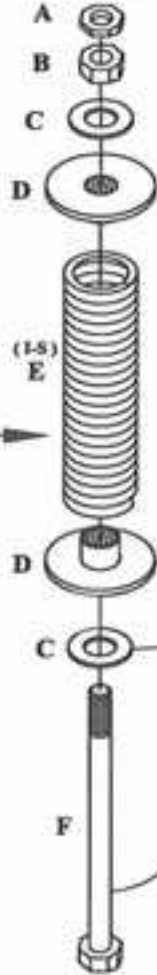
| TOLERANCE UNLESS OTHERWISE NOTED |
|----------------------------------|
| 0/0 +/- 1/32 |
| 0.00 +/- .020 |
| 0.000 +/- .005 |
| 0.0000 +/- .001 |
| ANGLE +/- 1/2 |

SHIELD
AGRICULTURAL EQUIPMENT

| | |
|------------------------|-----------------------|
| DRAWN BY: ALINK | DATE: 12/26/07 |
| CHECKED BY: - | DATE: - |

| | | | |
|--|---------------------------|---------------------------|---------|
| DESCRIPTION: SPRING CLAMP FOR 4"V x 6" HORIZONTAL TOOLBAR | MATERIAL: WELDMENT | PART NO.: S-1246SL | REV.: - |
|--|---------------------------|---------------------------|---------|

| ITEM # | QUAN. | PART # | DESCRIPTION |
|--------|-------|-------------|--|
| 1 | 1 | S1244SL-TW | SPRING CLAMP TONGUE WELDMENT |
| 2 | 2 | S1244SL-HT | HINGE TUBE 1.50"ODx1.02"IDx1 3/8"LONG |
| 3 | 1 | S1246SL-MP | MOUNT PLATE 5/8x6.8x11.5 |
| 4 | 2 | S1246SL-TBG | TOOL BAR GUIDE 1/4x3x14-3/8 SIDE LOCATOR |



1/4" FILLET WELD

| ITEM # | QUAN. | PART # | DESCRIPTION |
|--------|-------|-----------|----------------------|
| A | 2 | N6J | JAM NUT |
| B | 1 | N6 | NUT |
| C | 2 | MF8H | WASHER |
| D | 2 | SASC06 | CAP |
| E | 1 | SPR-1 | INSIDE SPRING (I-S) |
| F | 1 | 106-N1 | BOLT |
| G | 1 | 106-B1 | SCREW |
| H | 2 | AF-505529 | U BOLT |
| I | 2 | LW5 | WASHER |
| J | 2 | N5 | NUT |
| K | 1 | SPR-2 | OUTSIDE SPRING (O-S) |

| | | | |
|------|----|------|-------------|
| - | - | - | - |
| - | - | - | - |
| - | - | - | - |
| - | - | - | - |
| REV. | BY | DATE | DESCRIPTION |

TOLERANCE CLASS
 STEEL/STAINLESS STEEL
 0/0 +/- 1/32
 0.00 +/- .020
 0.000 +/- .005
 0.0000 +/- .001
 0.000 +/- 1/2

SHIELD
 AGRICULTURAL EQUIPMENT

DRAWN BY: **ALINK** DATE: **12/26/07**
 CHECKED BY: DATE:

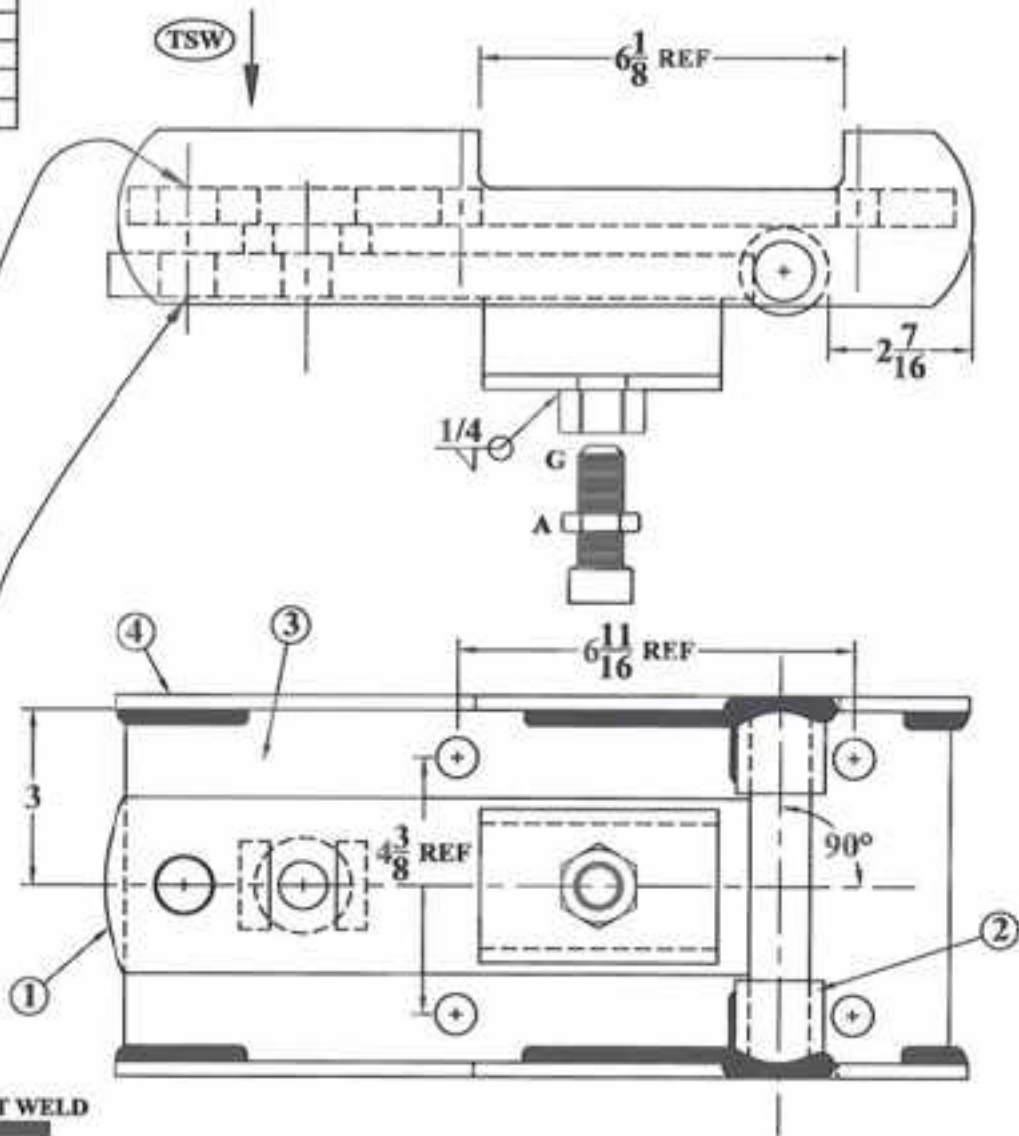
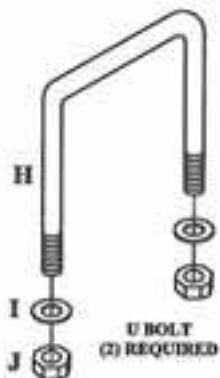
DESCRIPTION: **SPRING CLAMP FOR 4"V x 6" HORIZONTAL TOOLBAR**

MATERIAL: **WELDMENT**

PART NO. **S-1246SLX**

REV. -

| ITEM # | QUAN. | PART # | DESCRIPTION |
|--------|-------|-------------|--|
| 1 | 1 | S1244SL-TW | SPRING CLAMP TONGUE WELDMENT |
| 2 | 2 | S1244SL-HT | HINGE TUBE 1.50"ODx1.02"IDx1 3/8"LONG |
| 3 | 1 | S1246SL-MP | MOUNT PLATE 5/8x6.0x11.5 |
| 4 | 2 | S1246SL-TBG | TOOL BAR GUIDE 1/4x3x14-3/8 SIDE LOCATOR |



| ITEM # | QUAN. | PART # | DESCRIPTION |
|--------|-------|-------------|-------------|
| A | 2 | N6J | JAM NUT |
| B | 1 | N6 | NUT |
| C | 2 | MP6H | WASHER |
| D | 2 | S1244SL-SPC | CAP |
| E | 1 | SPR-1 | SPRING |
| F | 1 | 106-N1 | BOLT |
| G | 1 | 106-H1 | SCREW |
| H | 2 | AP-505018 | U BOLT |
| I | 2 | LW5 | WASHER |
| J | 2 | N5 | NUT |

| REV. | BY | DATE | DESCRIPTION |
|------|----|------|-------------|
| - | - | - | - |
| - | - | - | - |
| - | - | - | - |
| - | - | - | - |

TOLERANCE UNLESS
 OTHERWISE NOTED
 0/0 +/- 1/32
 0.00 +/- .020
 0.000 +/- .005
 0.0000 +/- .001
 ANGLE +/- 1/2

SHIELD
 AGRICULTURAL EQUIPMENT

DESIGNED BY: ALINK

DATE: 12/26/07

CHECKED BY:

DATE:

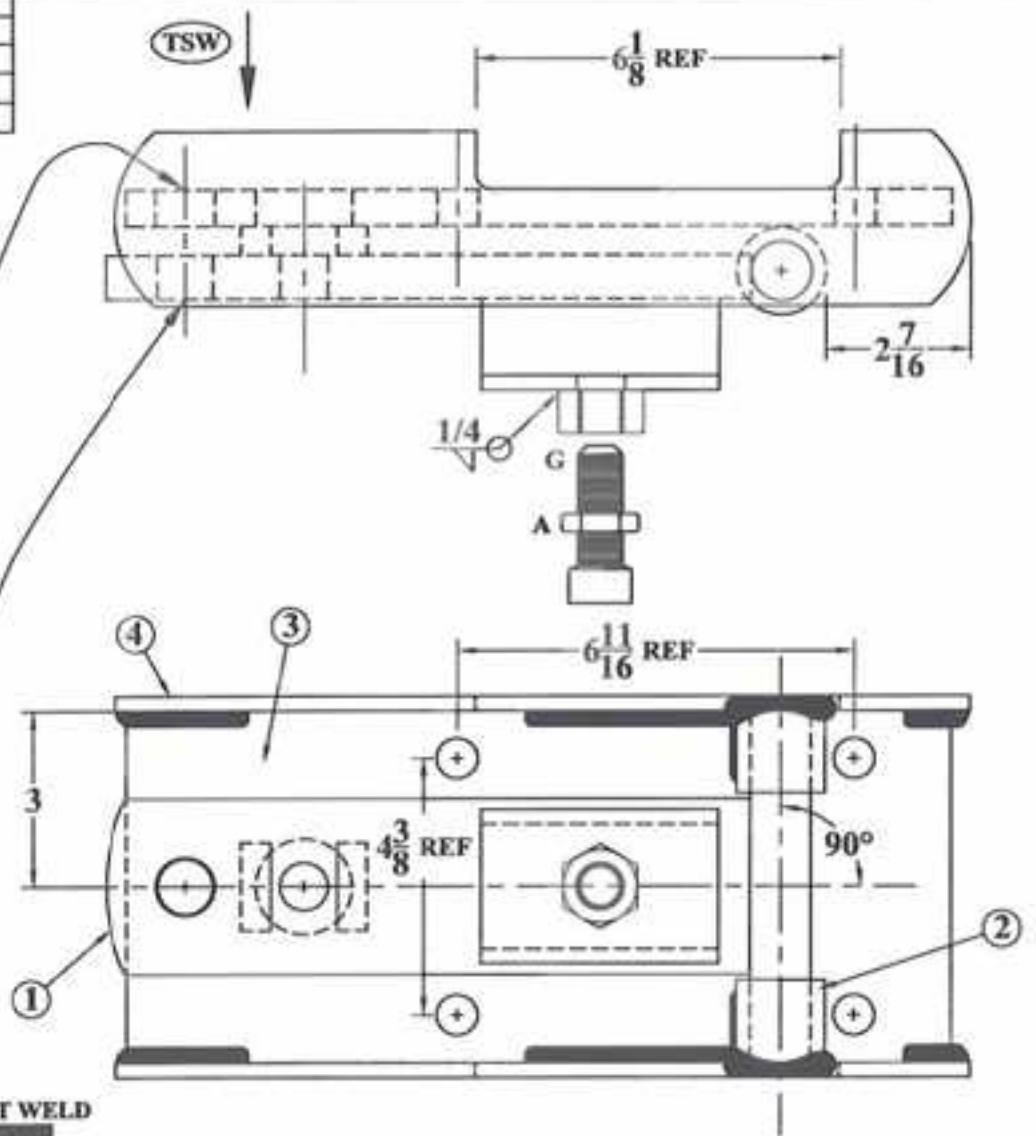
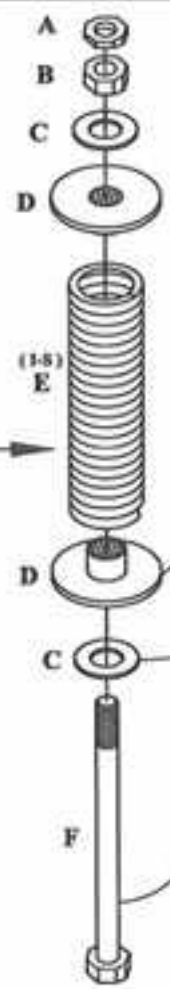
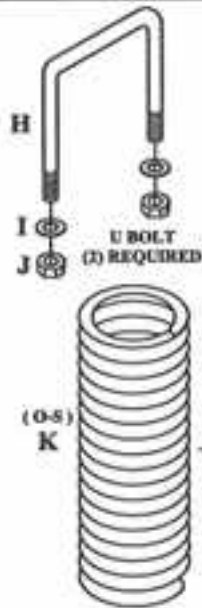
DESCRIPTION **SPRING CLAMP FOR 6 x 6 TOOLBAR**

MATERIAL **WELDMENT**

PART NO. **S-1266SL**

REV. -

| ITEM # | QUAN. | PART # | DESCRIPTION |
|--------|-------|-------------|--|
| 1 | 1 | S1244SL-TW | SPRING CLAMP TONGUE WELDMENT |
| 2 | 2 | S1244SL-HT | HINGE TUBE 1.50"ODx1.62"IDx1 3/8"LONG |
| 3 | 1 | S1244SL-MP | MOUNT PLATE 5/8x6.8x11.5 |
| 4 | 2 | S1244SL-TBG | TOOL BAR GUIDE 1/4x2x14-3/8 SIDE LOCATOR |



| ITEM # | QUAN. | PART # | DESCRIPTION |
|--------|-------|-----------|----------------------|
| A | 2 | N6J | JAM NUT |
| B | 1 | N6 | NUT |
| C | 2 | MF6H | WASHER |
| D | 2 | SASC86 | CAP |
| E | 1 | SPR-1 | INSIDE SPRING (1-S) |
| F | 1 | 106-N1 | BOLT |
| G | 1 | 106-B1 | SCREW |
| H | 2 | AP-505018 | U BOLT |
| I | 2 | LW5 | WASHER |
| J | 2 | N5 | NUT |
| K | 1 | SPR-2 | OUTSIDE SPRING (O-S) |

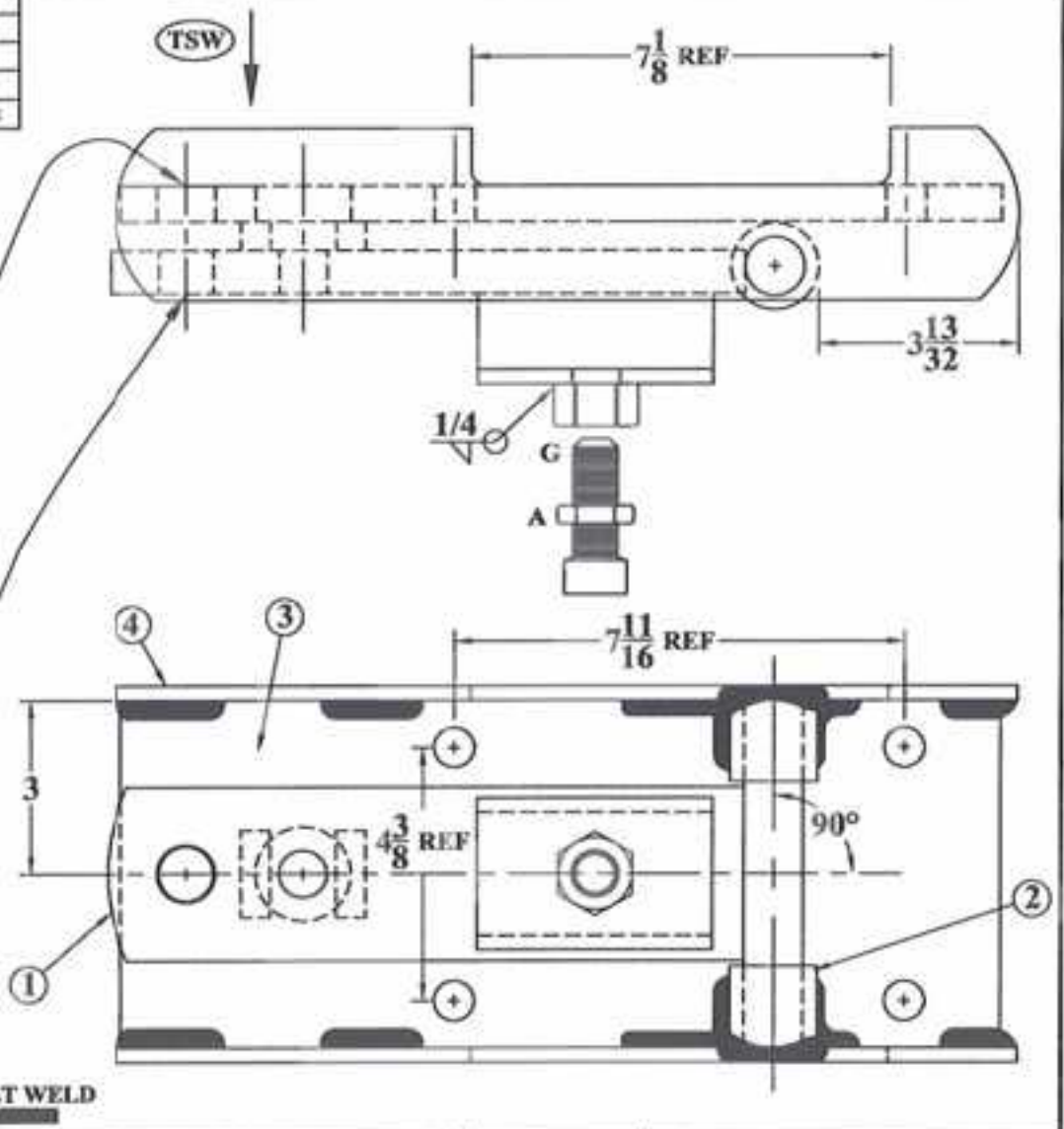
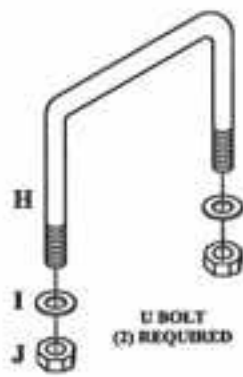
| | | | |
|------|----|------|-------------|
| - | - | - | - |
| - | - | - | - |
| - | - | - | - |
| - | - | - | - |
| REV. | BY | DATE | DESCRIPTION |

| TOLERANCE UNLESS OTHERWISE NOTED |
|----------------------------------|
| 0/0 +/- 1/32 |
| 0.00 +/- .020 |
| 0.000 +/- .005 |
| 0.0000 +/- .001 |
| ANGLES +/- 1/2 |

| | |
|---|-----------------------|
| SHIELD AGRICULTURAL EQUIPMENT | |
| DESIGNED BY: ALINK | DATE: 12/26/07 |
| CHECKED BY: _____ | DATE: _____ |

| | | | |
|---|--------------------------|---------------------------|---------------|
| DESCRIPTION SPRING CLAMP FOR 6 x 6 TOOLBAR | MATERIAL WELDMENT | PART NO. S-1266SLX | REV. - |
|---|--------------------------|---------------------------|---------------|

| ITEM # | QUAN. | PART # | DESCRIPTION |
|--------|-------|-------------|---|
| 1 | 1 | S1244SL-TW | SPRING CLAMP TONGUE WELDMENT |
| 2 | 2 | S1244SL-HT | HINGE TUBE 1.50"ODx1.02"IDx1 3/8"LONG |
| 3 | 1 | S1257SL-MP | MOUNT PLATE 5/8x6.8x11.5 |
| 4 | 2 | S1257SL-TBG | TOOL BAR GUIDE 3/4x115-3/8 SIDE LOCATOR |



| ITEM # | QUAN. | PART # | DESCRIPTION |
|--------|-------|-------------|-------------|
| A | 2 | N6J | JAM NUT |
| B | 1 | N6 | NUT |
| C | 2 | MP6H | WASHER |
| D | 2 | S1244SL-SPC | CAP |
| E | 1 | SPR-1 | SPRING |
| F | 1 | 106-N1 | BOLT |
| G | 1 | 106-B1 | SCREW |
| H | 2 | AP-500537 | U BOLT |
| I | 2 | LW5 | WASHER |
| J | 2 | N5 | NUT |

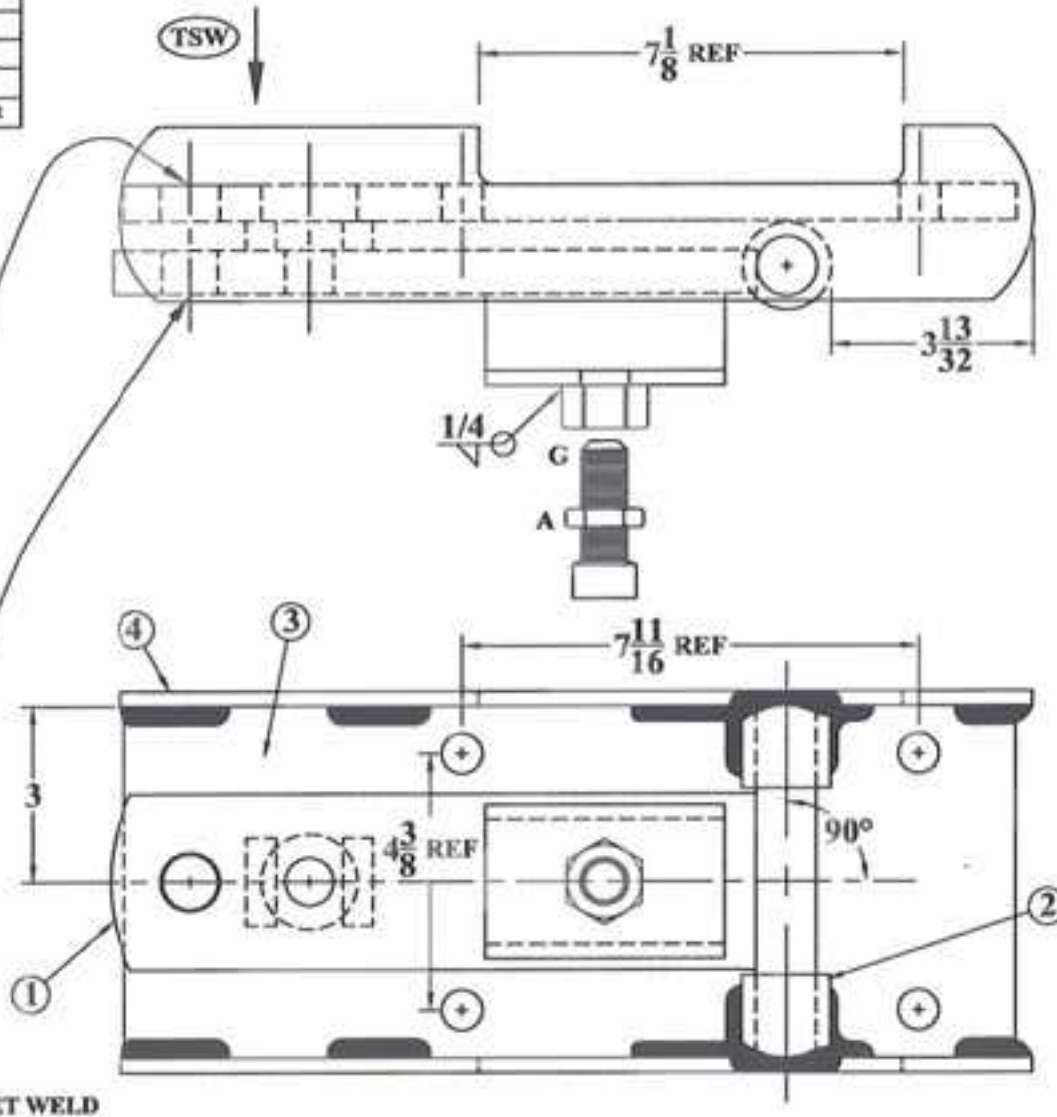
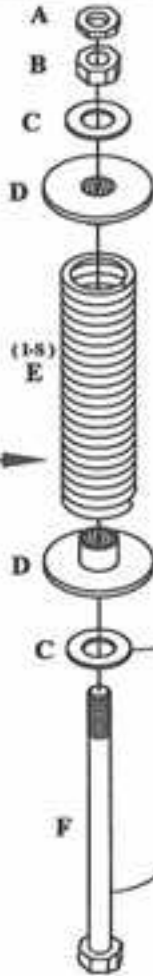
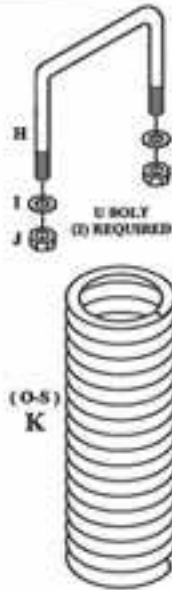
| - | - | - | - |
|------|----|------|-------------|
| - | - | - | - |
| - | - | - | - |
| - | - | - | - |
| REV. | BY | DATE | DESCRIPTION |

| TOLERANCE UNLESS OTHERWISE NOTED |
|----------------------------------|
| 0/0 +/- 1/32 |
| 0.00 +/- .020 |
| 0.000 +/- .005 |
| 0.0000 +/- .001 |
| ANGLE +/- 1/2 |

SHIELD
AGRICULTURAL EQUIPMENT

| | |
|-----------------|----------------|
| DRAWN BY: ALINK | DATE: 12/26/07 |
| CHECKED BY: - | DATE: - |

| ITEM # | QUAN. | PART # | DESCRIPTION |
|--------|-------|-------------|--|
| 1 | 1 | S1244SL-TW | SPRING CLAMP TONGUE WELDMENT |
| 2 | 2 | S1244SL-HT | HINGE TUBE 1.58"ODx1.82"IDx1.38"LONG |
| 3 | 1 | S1257SL-MP | MOUNT PLATE 5.8x6.6x11.5 |
| 4 | 2 | S1257SL-TBG | TOOL BAR GUIDE 1/4x3x15-M SIDE LOCATOR |



| ITEM # | QUAN. | PART # | DESCRIPTION |
|--------|-------|-----------|----------------------|
| A | 2 | N6J | JAM NUT |
| B | 1 | N6 | NUT |
| C | 2 | MF6H | WASHER |
| D | 2 | SASC06 | CAP |
| E | 1 | SPR-1 | INSIDE SPRING (1-S) |
| F | 1 | 106-N1 | BOLT |
| G | 1 | 106-B1 | SCREW |
| H | 2 | AP-580537 | U BOLT |
| I | 2 | LW5 | WASHER |
| J | 2 | N5 | NUT |
| K | 1 | SPR-2 | OUTSIDE SPRING (O-S) |

1/4" FILLET WELD

| - | - | - | - |
|------|----|------|-------------|
| - | - | - | - |
| - | - | - | - |
| - | - | - | - |
| REV. | BY | DATE | DESCRIPTION |

TOLERANCE UNLESS OTHERWISE NOTED

0/0 +/- 1/32
0.00 +/- .020
0.000 +/- .005
0.0000 +/- .001
ANGLE +/- 1/2

SHIELD
AGRICULTURAL EQUIPMENT

DRAWN BY: ALINK

DATE: 12/26/07

CHECKED BY:

DATE:

DESCRIPTION
SPRING CLAMP FOR 5"V x 7" HORIZONTAL TOOLBAR

MATERIAL
WELDMENT

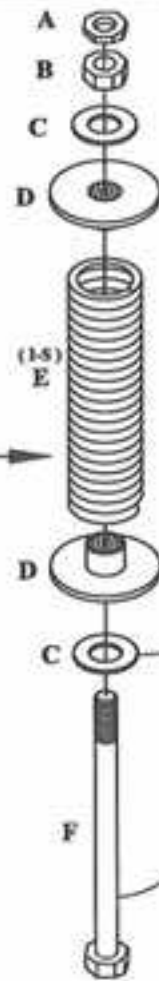
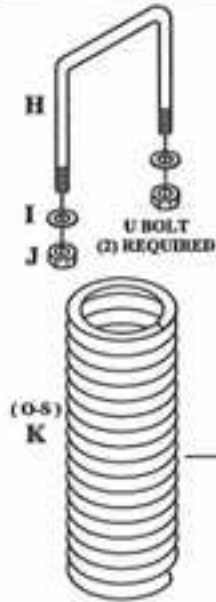
PART NO.

S-1257SLX

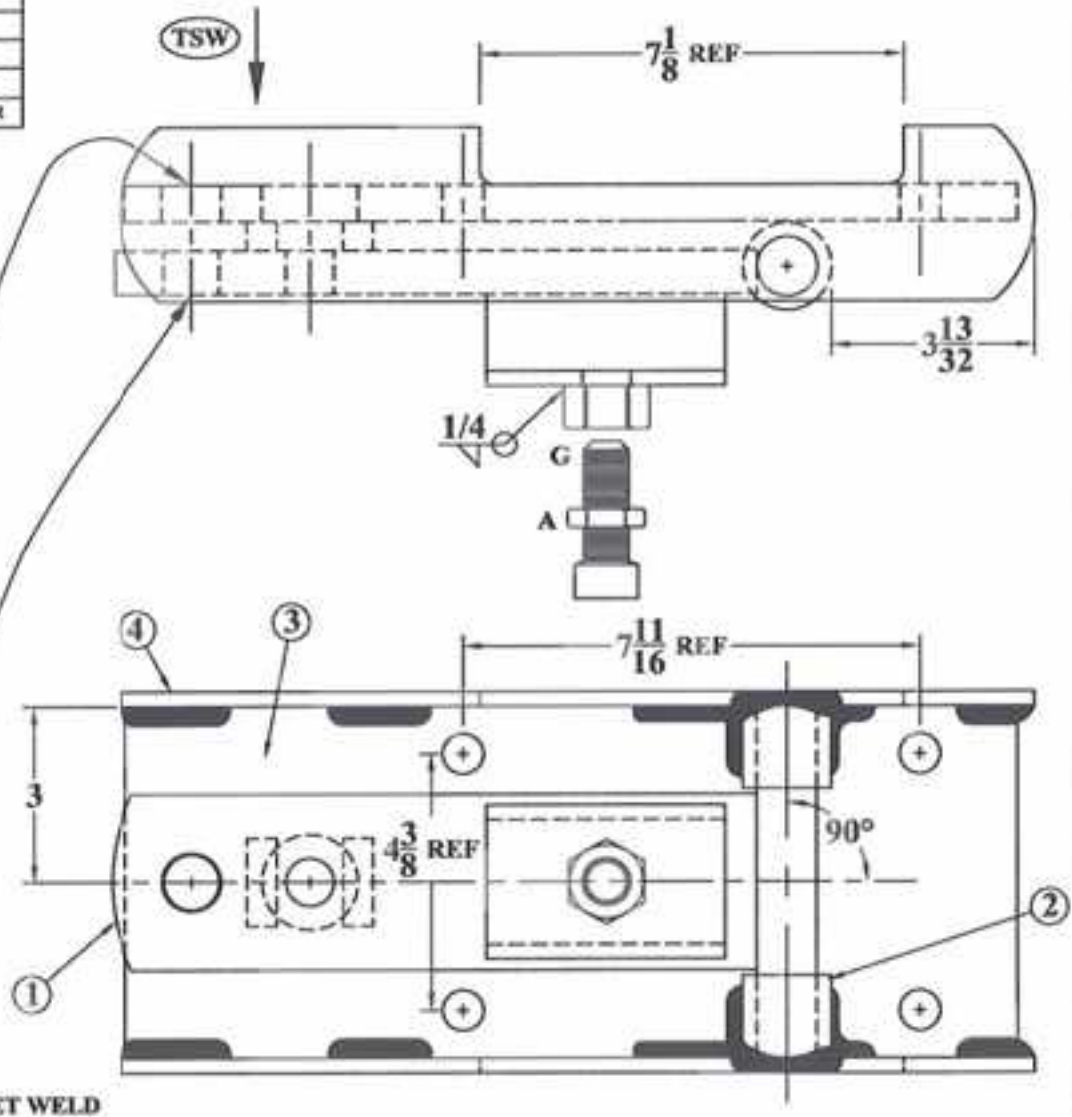
REV.

-

| ITEM # | QUAN. | PART # | DESCRIPTION |
|--------|-------|-------------|--|
| 1 | 1 | S1244SL-TW | SPRING CLAMP TONGUE WELDMENT |
| 2 | 2 | S1244SL-HT | HINGE TUBE 1.50"ODx1.82"IDx1 3/8"LONG |
| 3 | 1 | S1257SL-MP | MOUNT PLATE 5/8x6.8x11.5 |
| 4 | 2 | S1257SL-TBG | TOOL BAR GUIDE 1/4x3x15-3/8 SIDE LOCATOR |



| ITEM # | QUAN. | PART # | DESCRIPTION |
|--------|-------|-----------|----------------------|
| A | 2 | N6J | JAM NUT |
| B | 1 | N6 | NUT |
| C | 2 | MF6H | WASHER |
| D | 2 | SASC06 | CAP |
| E | 1 | SPR-1 | INSIDE SPRING (1-6) |
| F | 1 | 106-N1 | BOLT |
| G | 1 | 106-B1 | SCREW |
| H | 2 | AP-500538 | U BOLT |
| I | 2 | LW5 | WASHER |
| J | 2 | N5 | NUT |
| K | 1 | SPR-2 | OUTSIDE SPRING (O-S) |



1/4" FILLET WELD

| | | | |
|------|----|------|-------------|
| - | - | - | - |
| - | - | - | - |
| - | - | - | - |
| - | - | - | - |
| REV. | BY | DATE | DESCRIPTION |

TOLERANCE UNLESS OTHERWISE NOTED

0/0 +/- 1/32
 0.00 +/- .020
 0.000 +/- .005
 0.0000 +/- .001
 .0001 +/- 1/2

SHIELD
 AGRICULTURAL EQUIPMENT

DRAWN BY: ALINK DATE: 12/26/07
 CHECKED BY: DATE:

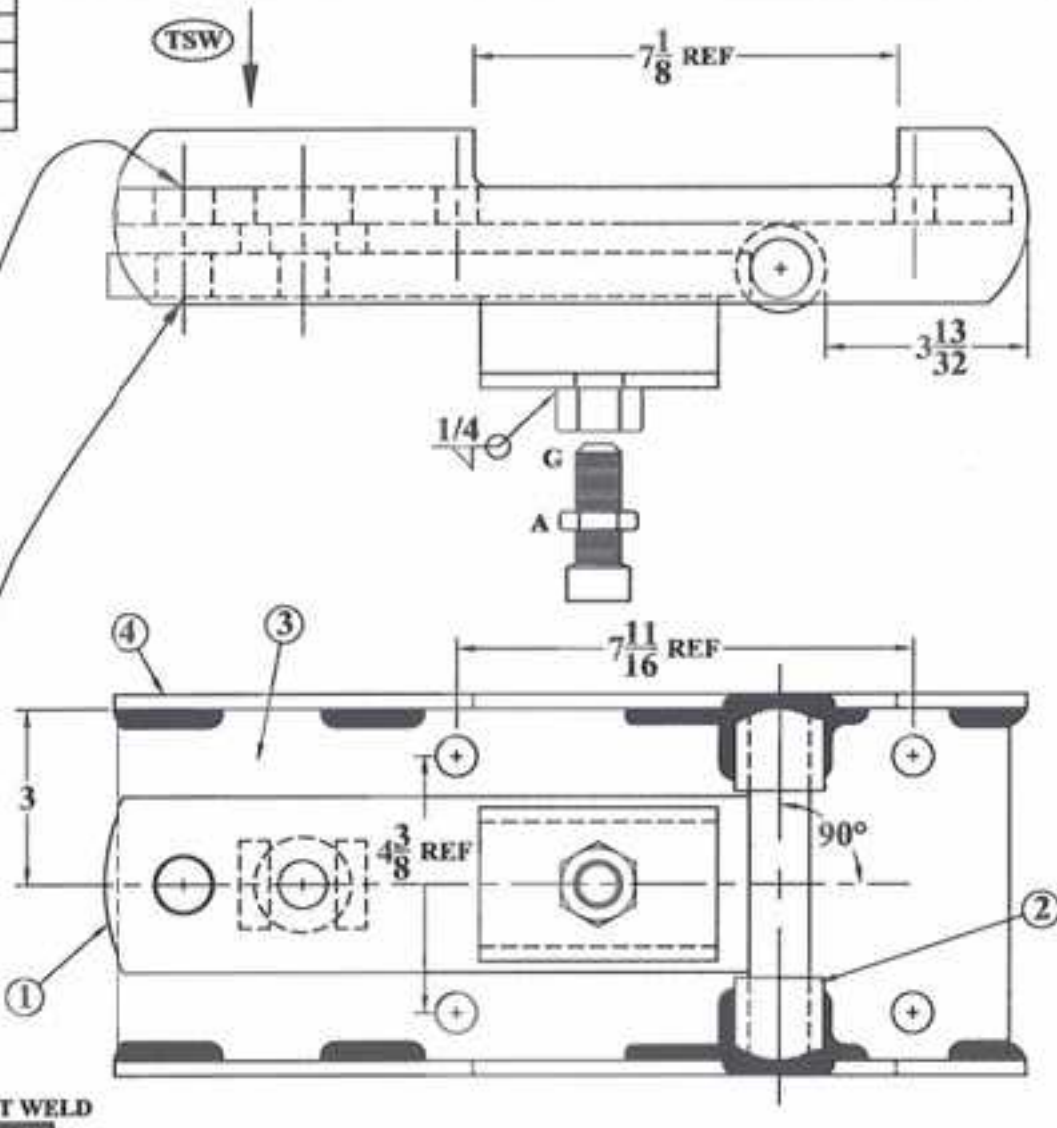
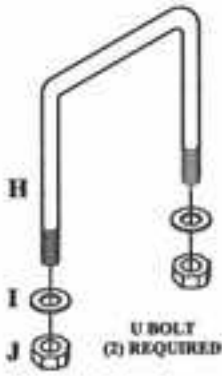
DESCRIPTION **SPRING CLAMP FOR 7 x 7 TOOLBAR**

MATERIAL **WELDMENT**

PART NO. **S-1277SLX**

REV. -

| ITEM # | QUAN. | PART # | DESCRIPTION |
|--------|-------|-------------|--|
| 1 | 1 | S1244SL-TW | SPRING CLAMP TONGUE WELDMENT |
| 2 | 2 | S1244SL-HT | HINGE TUBE 1.50"ODx1.81"IDx1 3/8"LONG |
| 3 | 1 | S1257SL-MP | MOUNT PLATE 58x68x11.5 |
| 4 | 2 | S1257SL-TBG | TOOL BAR GUIDE 1/4x3x15-3/8 SIDE LOCATOR |



| ITEM # | QUAN. | PART # | DESCRIPTION |
|--------|-------|-------------|-------------|
| A | 2 | N6J | JAM NUT |
| B | 1 | N6 | NUT |
| C | 2 | MF6H | WASHER |
| D | 2 | S1244SL-SPC | CAP |
| E | 1 | SPR-1 | SPRING |
| F | 1 | 106-N1 | BOLT |
| G | 1 | 106-B1 | SCREW |
| H | 2 | AP-590538 | U BOLT |
| I | 2 | LW5 | WASHER |
| J | 2 | N5 | NUT |

1/4" FILLET WELD

| REV. | BY | DATE | DESCRIPTION |
|------|----|------|-------------|
| - | - | - | - |
| - | - | - | - |
| - | - | - | - |
| - | - | - | - |

| TOLERANCE UNLESS OTHERWISE NOTED |
|----------------------------------|
| 0/0 +/- 1/32 |
| 0.00 +/- .020 |
| 0.000 +/- .005 |
| 0.0000 +/- .001 |
| ANGLE +/- 1/2 |

SHIELD
AGRICULTURAL EQUIPMENT

DESIGNED BY: **ALINK** DATE: **12/26/07**

CHECKED BY: **-** DATE: **-**

| | | | |
|--|---------------------------|---------------------------|----------------|
| DESCRIPTION: SPRING CLAMP FOR 7 x 7 TOOLBAR | MATERIAL: WELDMENT | PART NO.: S-1277SL | REV.: - |
|--|---------------------------|---------------------------|----------------|

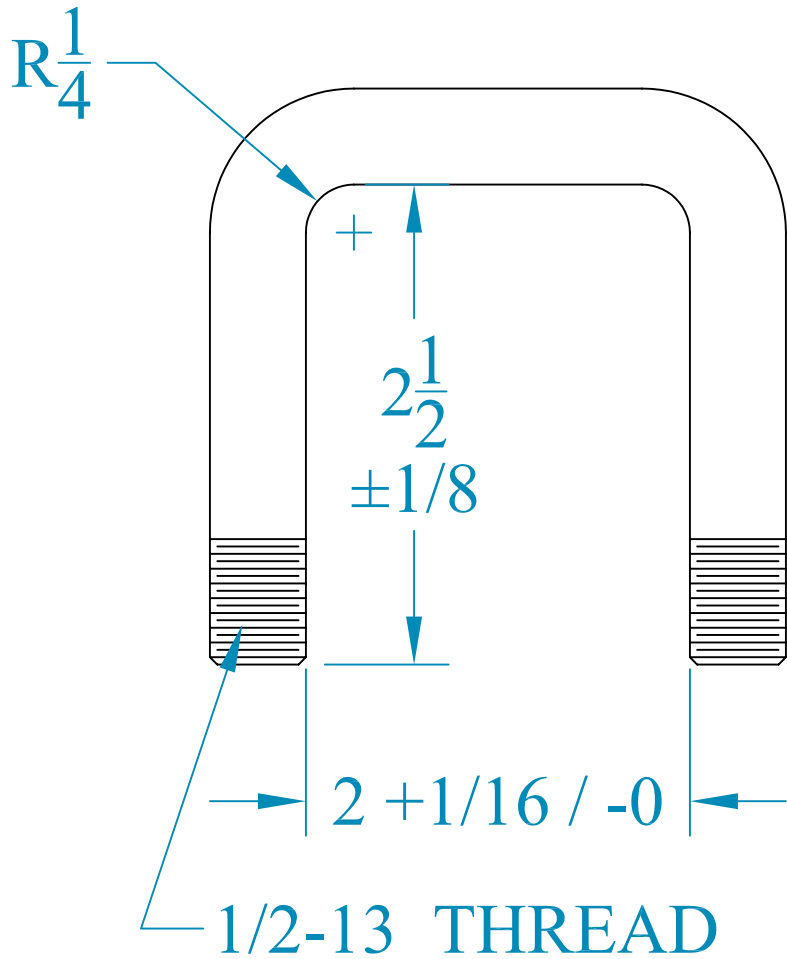
U-bolts for Row Units

ShieldAg 800-798-1968

NOTE: All U-bolts come with Nuts and Lockwashers

| Part Number | Size | For This Size Toolbar | Weight Lbs |
|-------------|-----------------|-------------------------------------|---------------|
| | | VERTICAL size listed first | |
| AP-505525 | 1/2 X 2 X 2-1/2 | Berm conditioner U-bolt | 0.8 |
| AP-500529 | 5/8 X 5-1/2 X 4 | 4 X 4 | 1.1 |
| AP-505530 | 5/8 X 7-1/2 X 4 | 6 X 4 (6" vertical X 4" horizontal) | 1.2 |
| AP-505529 | 5/8 X 5-1/2 X 6 | 4 X 6 (4" vertical X 6" horizontal) | 1.3 |
| AP-505018 | 5/8 X 7-1/2 X 6 | 6 X 6 | 1.7 |
| AP-500537 | 5/8 X 6-1/2 X 7 | 5 X 7 (5" vertical X 7" horizontal) | 1.8 |
| AP-500538 | 5/8 X 8-1/2 X 7 | 7 X 7 | 1.7 |
| AP-500534 | 3/4 X 7-1/2 X 2 | 6 X 2 (6" vertical X 2" horizontal) | 1.9 |
| AP-500531 | 3/4 X 5-1/2 X 4 | 4 X 4 | 1.7 |
| AP-500532 | 3/4 X 7-1/2 X 4 | 6 X 4 (6" vertical X 4" horizontal) | 2.1 |
| AP-505532 | 3/4 X 5-1/2 X 6 | 4 X 6 (4" vertical X 6" horizontal) | 1.9 |
| AP-505126 | 3/4 X 6-1/2 X 5 | 5 X 5 | 2.0 |
| AP-500533 | 3/4 X 7-1/2 X 6 | 6 X 6 | 2.4 |
| AP-500535 | 3/4 X 6-1/2 X 7 | 5 X 7 (5" vertical X 7" horizontal) | 2.3 |
| AP-505128 | 3/4 X 8-1/2 X 5 | 7 X 5 (7" vertical X 5" horizontal) | 2.1 |
| AP-510755 | 3/4 X 8-1/2 X 7 | 7 X 7 | 2.7 |

**ALL ShieldAg U-bolts are MADE IN USA and meet Grade 5 specifications
U-bolts are all plated and are furnished with nuts and lockwashers**



GEN. NOTES:
 USE STANDARD ASME THREAD LENGTH
 ZINC PLATE ANY COLOR

AP-505525 | **A**

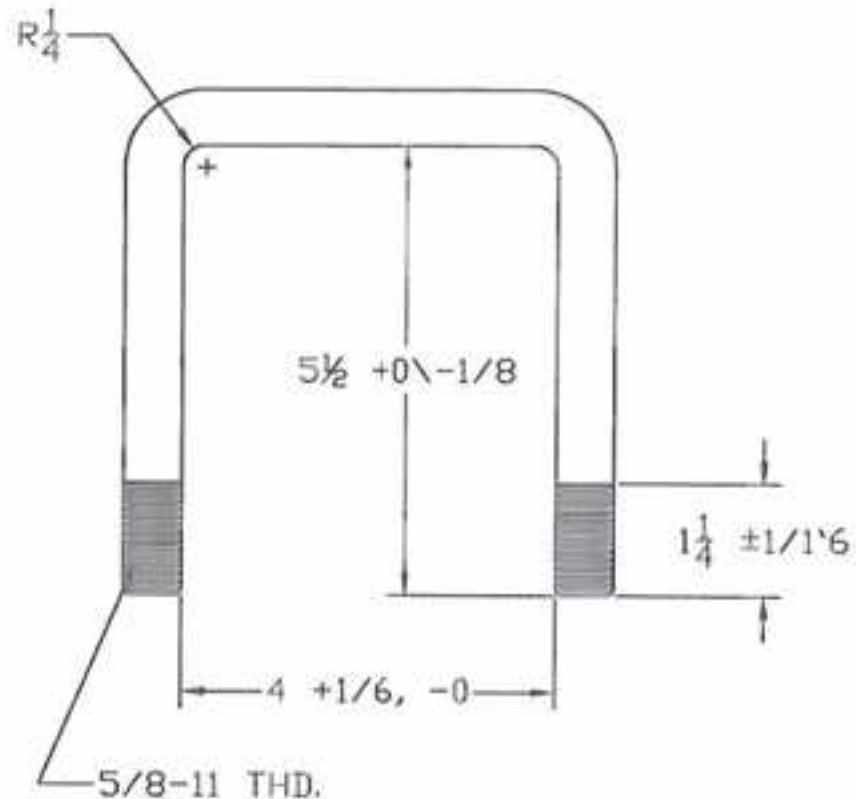
| REV. | BY | DATE | DESCRIPTION |
|------|----|------|-------------|
| - | - | - | - |
| - | - | - | - |
| - | - | - | - |
| - | - | - | - |

TOLERANCE UNLESS OTHERWISE NOTED
 0/0 +/- 1/32
 0.00 +/- .020
 0.000 +/- .005
 0.0000 +/- .001
 ANGLE +/- 1/2

SHIELD
 AGRICULTURAL EQUIPMENT

DRAWN BY: **ALBRIGHT** DATE: **11/18/02**
 CHECKED BY: **_** DATE: **_**

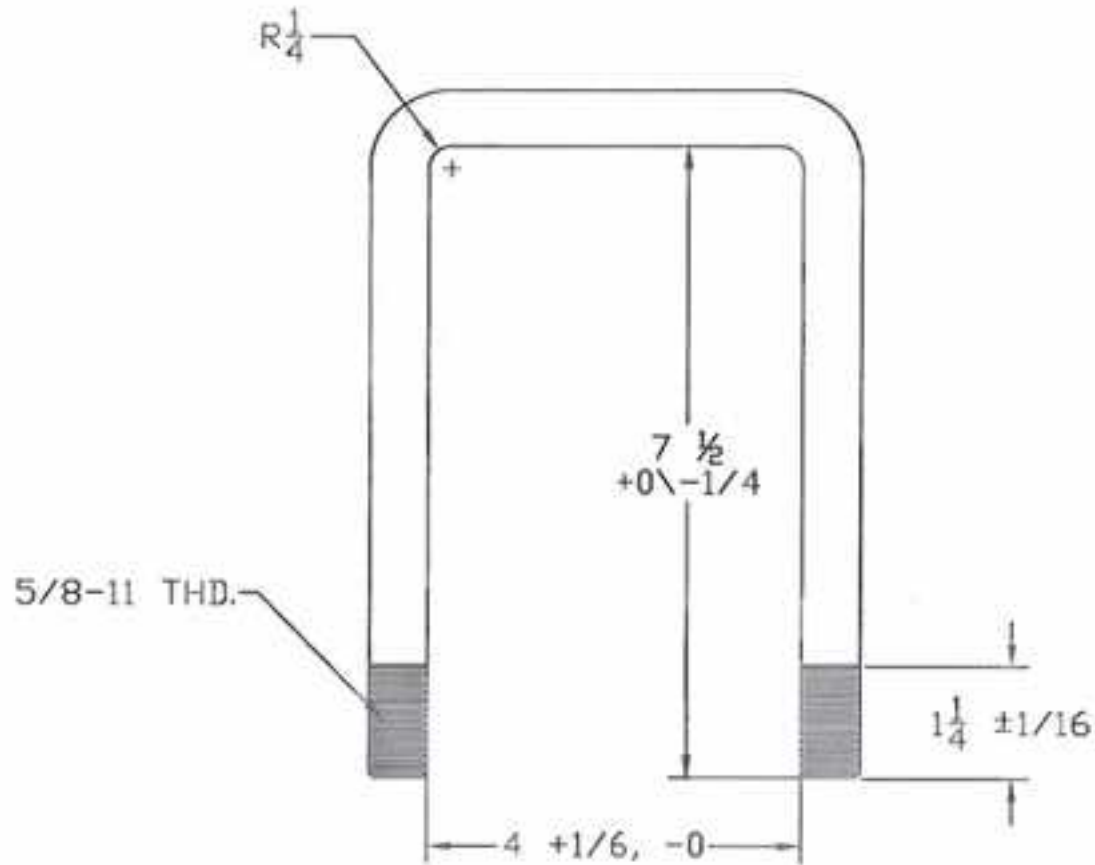
| | | | | | | | |
|-------------|-------------------------------|----------|-----------------------------------|----------|------------------|------|----------|
| DESCRIPTION | 1/2 x 2 x 2 1/2 U-BOLT | MATERIAL | 1/2" Grade 5 bolt material | PART NO. | AP-505525 | REV. | A |
|-------------|-------------------------------|----------|-----------------------------------|----------|------------------|------|----------|



GEN. NOTES:
 USE STANDARD ASME THREAD LENGTH
 ZINC PLATE-ANY COLOR

FOR 4 X 4 BAR MOUNT

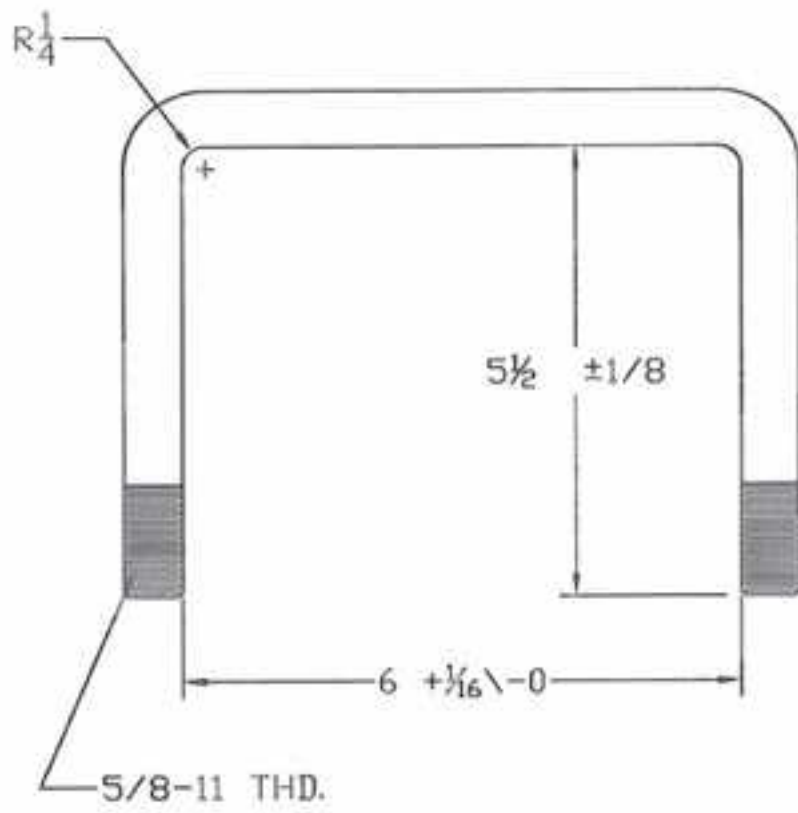
| | | | | | |
|---------------------------------------|----|------|----------------------|---|---|
| - | - | - | - | TOLERANCE UNLESS OTHERWISE NOTED .000 +/- .002 .000 +/- .000 .0000 +/- .001 .000 +/- .001 | SHIELD AGRICULTURAL EQUIPMENT |
| - | - | - | - | | |
| - | - | - | - | | |
| - | - | - | - | | |
| REV. | BY | DATE | DESCRIPTION | DRAWN BY: ALBRIGHT CHECKED BY: | DATE: 7/29/05 DATE: |
| DESCRIPTION 4 X 4 X 5/8 U-BOLT | | | MATERIAL GR 5 | PART NO. AP-500529 | |
| | | | | | REV. - |



GEN. NOTES:
 USE STANDARD ASME THREAD LENGTH
 ZINC PLATE-ANY COLOR

FOR 6 X 4 BAR MOUNT

| | | | | | | | | |
|---|----|------|-------------|----------------------|---|---|--------------------|---------------|
| - | - | - | - | | TOLERANCE UNLESS OTHERWISE NOTED 0.10 +/- 1/32 0.00 +/- .000 0.000 +/- .005 0.0000 +/- .001 HOLE +/- 1/2 | SHIELD AGRICULTURAL EQUIPMENT | DRAWN BY: ALBRIGHT | DATE: 7/29/05 |
| - | - | - | - | | | | CHECKED BY: | DATE: |
| - | - | - | - | | | | | |
| - | - | - | - | | | | | |
| REV. | BY | DATE | DESCRIPTION | | | | | |
| DESCRIPTION 5/8 X 4 X 7 1/2 U-BOLT | | | | MATERIAL GR 5 | | PART NO. AP-505530 | REV. . | |



GEN. NOTES:
 USE STANDARD ASME THREAD LENGTH
 ZINC PLATED-ANY COLOR

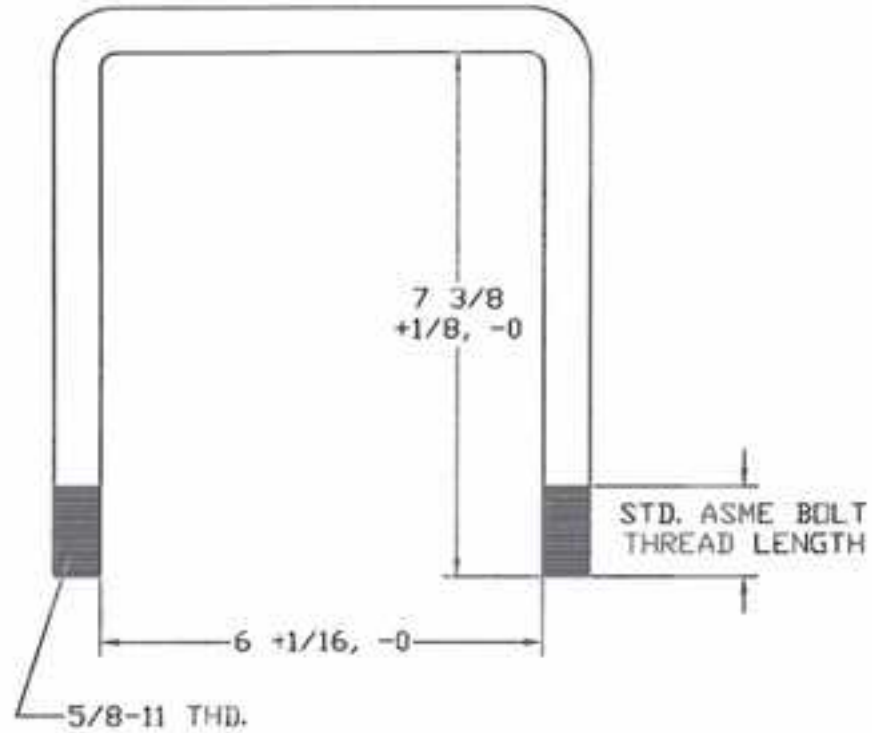
| REV. | BY | DATE | DESCRIPTION |
|------|----|------|-------------|
| - | - | - | - |
| - | - | - | - |
| - | - | - | - |
| - | - | - | - |

| |
|----------------------------------|
| TOLERANCE UNLESS OTHERWISE NOTED |
| 0/0 +/- 1/32 |
| 0.00 +/- .020 |
| 0.000 +/- .005 |
| 0.0000 +/- .001 |
| ANGLES +/- 1/2 |

SHIELD
 AGRICULTURAL EQUIPMENT

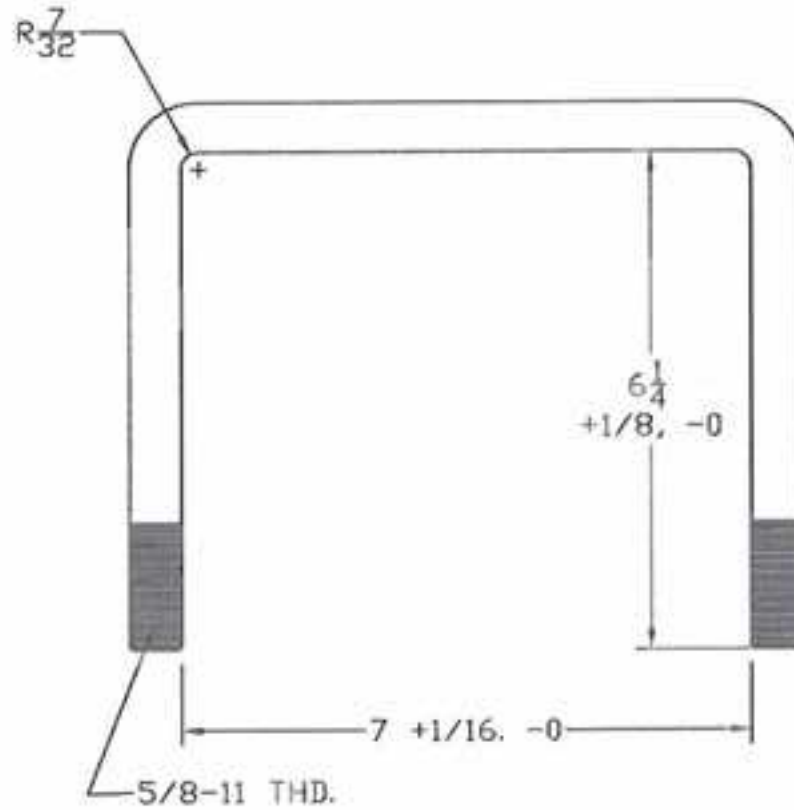
| | |
|--------------------|---------------|
| DRAWN BY: ALBRIGHT | DATE: 7/29/05 |
| CHECKED BY: _____ | DATE: _____ |

| | | | |
|---|----------------------|---------------------------|---------------|
| DESCRIPTION 5/8 U-BOLT FOR 6 X 4 BAR | MATERIAL GR 5 | PART NO. AP-505529 | REV. - |
|---|----------------------|---------------------------|---------------|



GEN. NOTES:
USE STANDARD ASME THREAD LENGTH
ZINC PLATE-ANY COLOR

| | | | | | |
|-------------------------------------|-----------|----------------|--|---|---|
| - | - | - | - | TOLERANCE VALUES OTHERWISE NOTED 0/0 +/- 1/32 0.00 +/- .005 0.000 +/- .005 0.0000 +/- .001 ANGLES +/- 1/2 | SHIELD AGRICULTURAL EQUIPMENT |
| - | - | - | DRAWN BY: - DATE: 8/31/00 | | |
| - | - | - | CHECKED BY: - DATE: - | | |
| A | BA | 11/7/07 | CHANGED THE LEG LENGTH FROM 7 1/4 TO 7 3/8, NEW TITLE BLOCK | | |
| REV. | BY | DATE | DESCRIPTION | | |
| DESCRIPTION | | | MATERIAL | PART NO. | REV. |
| 5/8 U-BOLT FOR 6 X 6 TOOLBAR | | | GR 5 | AP-505018 | A |



GEN. NOTES:
 USE STANDARD ASME THREAD LENGTH
 ZINC PLATE-ANY COLOR

| REV. | BY | DATE | DESCRIPTION |
|------|----|------|-------------|
| - | - | - | - |
| - | - | - | - |
| - | - | - | - |
| - | - | - | - |

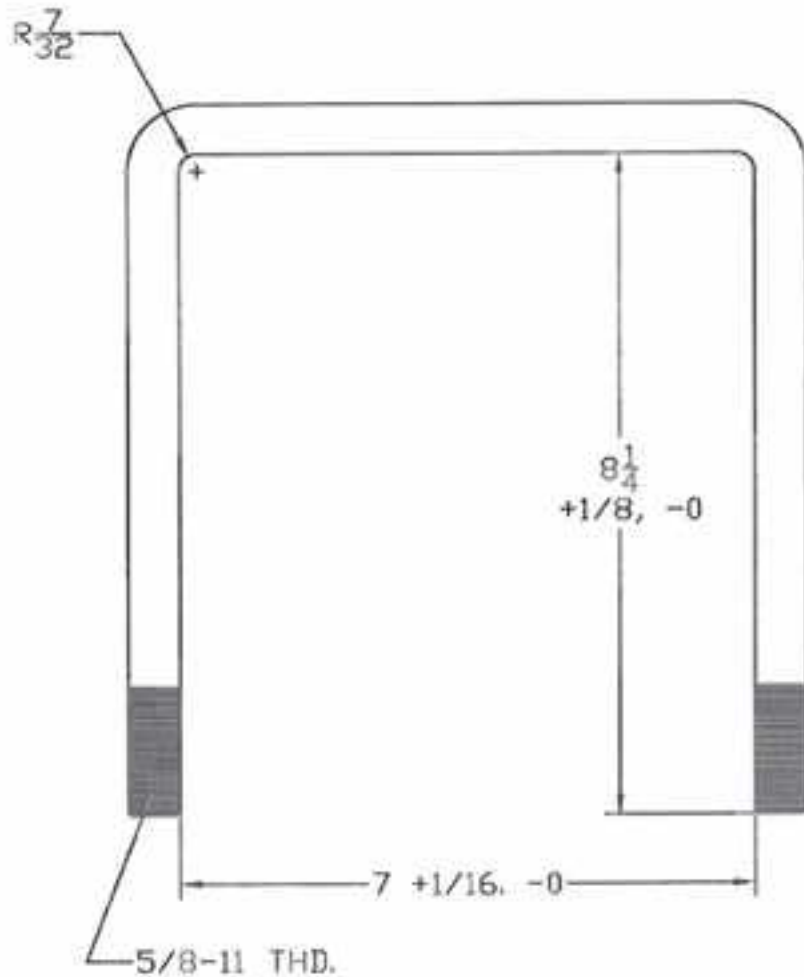
| |
|----------------------------------|
| TOLERANCE UNLESS OTHERWISE NOTED |
| 0/0 +/- 1/32 |
| 0.00 +/- .020 |
| 0.000 +/- .005 |
| 0.0000 +/- .001 |
| ANGLES +/- 1/2 |

| | |
|---|---------------|
| SHIELD AGRICULTURAL EQUIPMENT | |
| DRAWN BY: ALBRIGHT | DATE: 8/30/00 |
| CHECKED BY: - | DATE: - |

DESCRIPTION **5/8 U-BOLT FOR 5 X 7 BAR**

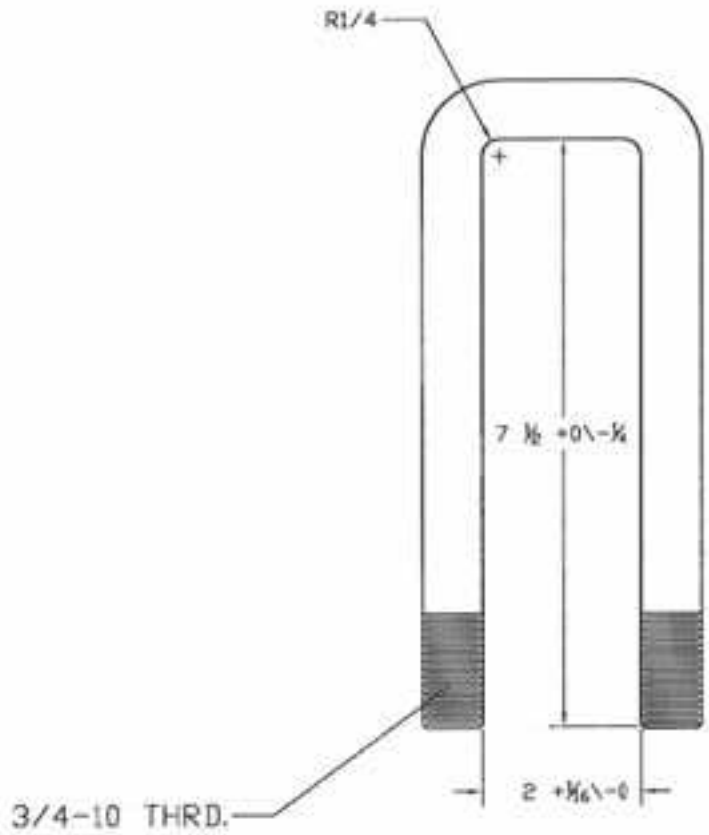
MATERIAL **GR 5**

PART NO. **AP-500537** REV. -



GEN. NOTES:
 USE STANDARD ASME THREAD LENGTH
 ZINC PLATE-ANY COLOR

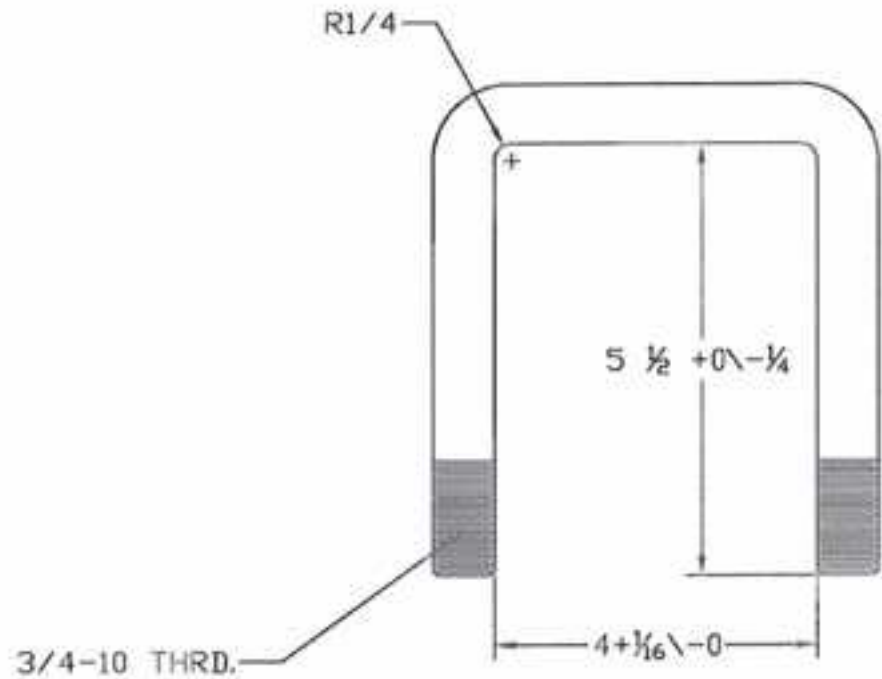
| | | | | | | | | | |
|-------------|----|------|---|------------------------------|--|--|--|---|--|
| - | - | - | - | | | | | | |
| - | - | - | - | | | | | | |
| - | - | - | - | | | | | | |
| - | - | - | - | | | | | | |
| REV. | BY | DATE | | DESCRIPTION | | | | | |
| DESCRIPTION | | | | 5/8 U-BOLT FOR 7 X 7 TOOLBAR | | MATERIAL | | GR 5 | |
| | | | | | | TOLERANCE UNLESS OTHERWISE NOTED | | SHIELD AGRICULTURAL EQUIPMENT | |
| | | | | | | 0.00 +/- .132 0.00 +/- .020 0.000 +/- .005 0.0000 +/- .001 .0000 +/- .12 | | DRAWN BY: ALBRIGHT DATE: 9/14/07 CHECKED BY: DATE: | |
| | | | | | | PART NO. | | AP-500538 | |
| | | | | | | | | REV. - | |



FOR 6 x 2 BAR MOUNT

GEN. NOTES:
 USE STANDARD ASME THREAD LENGTH
 ZINC PLATE-ANY COLOR

| | | | | | | | |
|---|----|------|----------------------|--|---|---------------------------|----------------------|
| - | - | - | - | TOLERANCE UNLESS OTHERWISE NOTED 0.00 +/- 1/32 0.00 +/- .020 0.000 +/- .000 0.0000 +/- .001 ANGLE +/- 1/2 | SHIELD AGRICULTURAL EQUIPMENT | DRAWN BY: SHORES | DATE: 6/26/08 |
| - | - | - | - | | | CHECKED BY: | DATE: |
| REV. | BY | DATE | DESCRIPTION | | | | |
| DESCRIPTION ADU U-BOLT 6 X 2 TOOLBAR | | | MATERIAL GR 5 | | | PART NO. AP-500534 | REV. - |



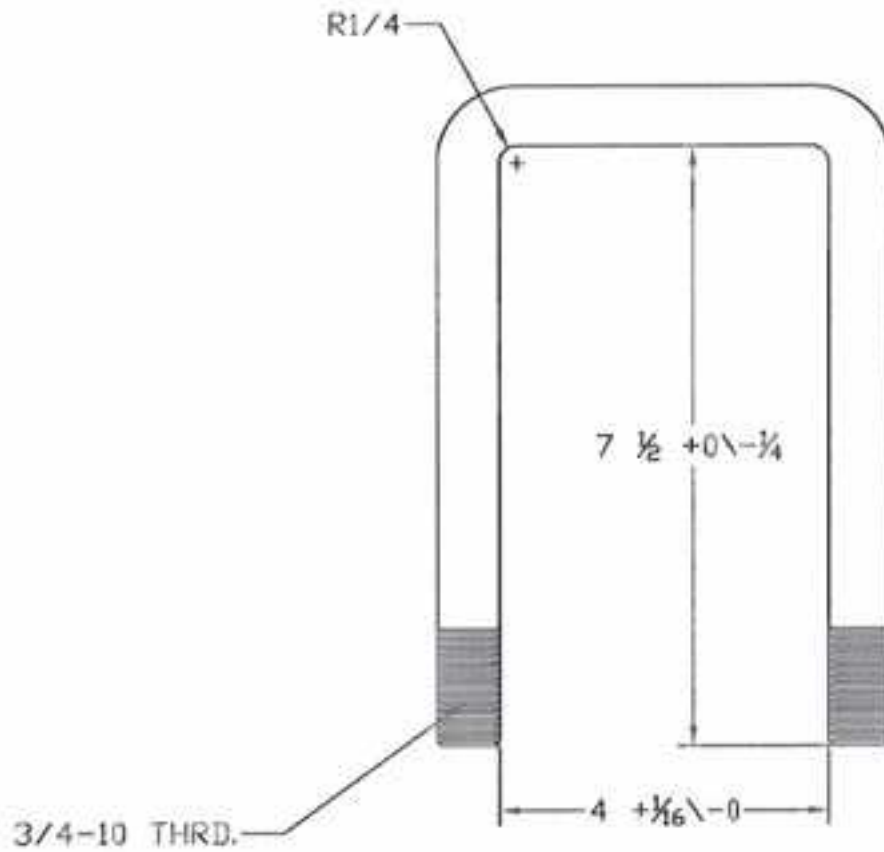
GEN. NOTES:
 USE STANDARD ASME THREAD LENGTH
 ZINC PLATE-ANY COLOR

| REV. | BY | DATE | DESCRIPTION |
|------|----|------|-------------|
| - | - | - | - |
| - | - | - | - |
| - | - | - | - |
| - | - | - | - |

| |
|-----------------------------------|
| TOURNOISE COARS STANDARD SIZED |
| 0.0 +/- 1/32 |
| 0.03 +/- .020 |
| 0.000 +/- .005 |
| 0.0000 +/- .001 |
| 0.002 +/- 1/2 |

| | |
|---|---------------|
| SHIELD AGRICULTURAL EQUIPMENT | |
| DRAWN BY: ALBRIGHT | DATE: 3/22/04 |
| CHECKED BY: - | DATE: - |

| | | | |
|---|----------------------|---------------------------|---------------|
| DESCRIPTION ADU U-BOLT 4 X 4 TOOLBAR | MATERIAL GR 5 | PART NO. AP-500531 | REV. - |
|---|----------------------|---------------------------|---------------|



FOR 6 x 4 BAR MOUNT

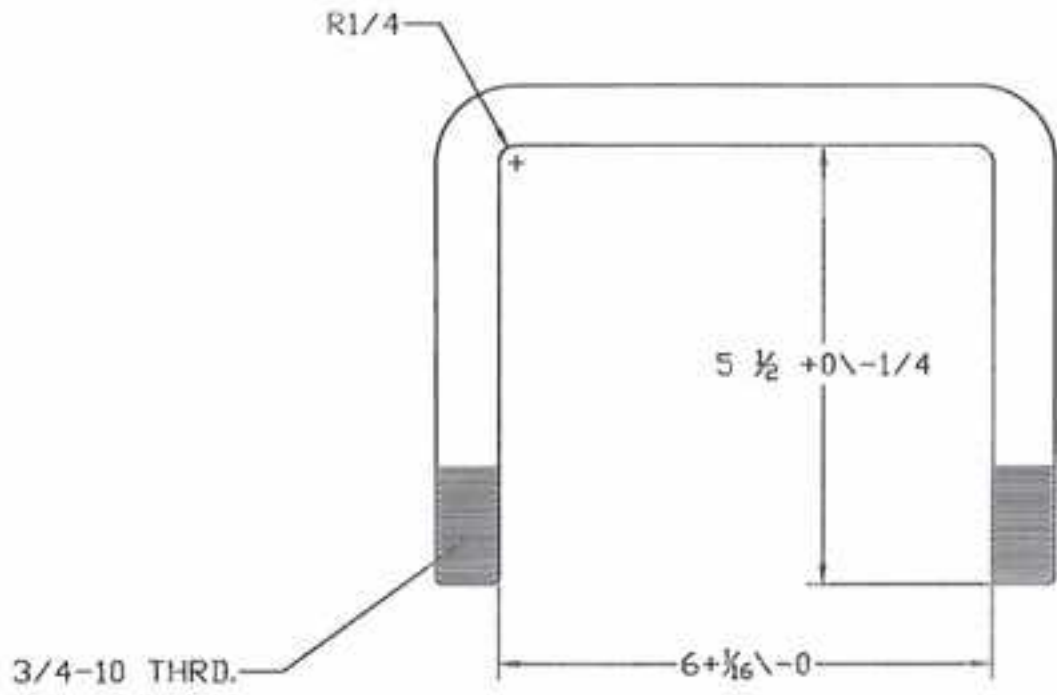
GEN. NOTES:
 USE STANDARD ASME THREAD LENGTH
 ZINC PLATE-ANY COLOR

| | | | | | | | | | |
|-------------|----|------|---|--------------------------|--|----------|--|-----------|--|
| - | - | - | - | | | | | | |
| - | - | - | - | | | | | | |
| - | - | - | - | | | | | | |
| - | - | - | - | | | | | | |
| REV. | BY | DATE | | DESCRIPTION | | | | | |
| DESCRIPTION | | | | ADU U-BOLT 6 X 4 TOOLBAR | | MATERIAL | | GR 5 | |
| | | | | | | PART NO. | | AP-500532 | |
| | | | | | | REV. | | - | |

TOLEANCE DIMS
 OVERSHOUL NOTED
 0/0 +/- 1/32
 0.00 +/- .020
 0.000 +/- .005
 0.0000 +/- .001
 0.000 +/- 1/2

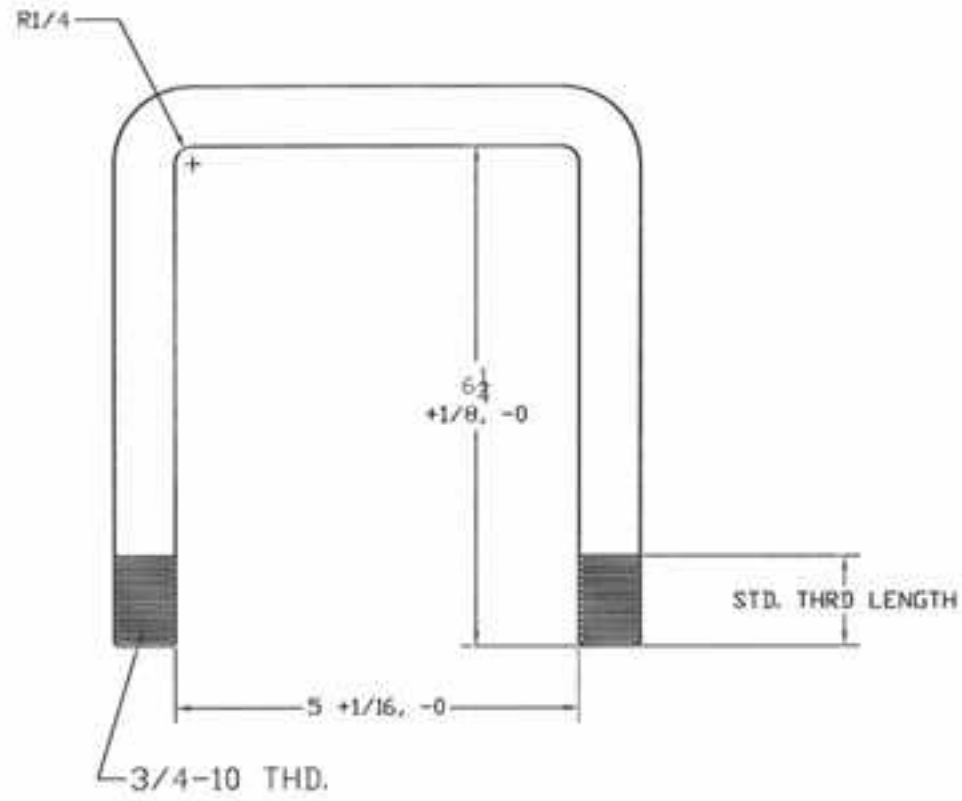
SHIELD
 ADDITIONAL EQUIPMENT

DRAWN BY: ALBRIGHT DATE: 3/22/04
 CHECKED BY: DATE:



GEN. NOTES:
 USE STANDARD ASME THREAD LENGTH
 ZINC PLATE-ANY COLOR

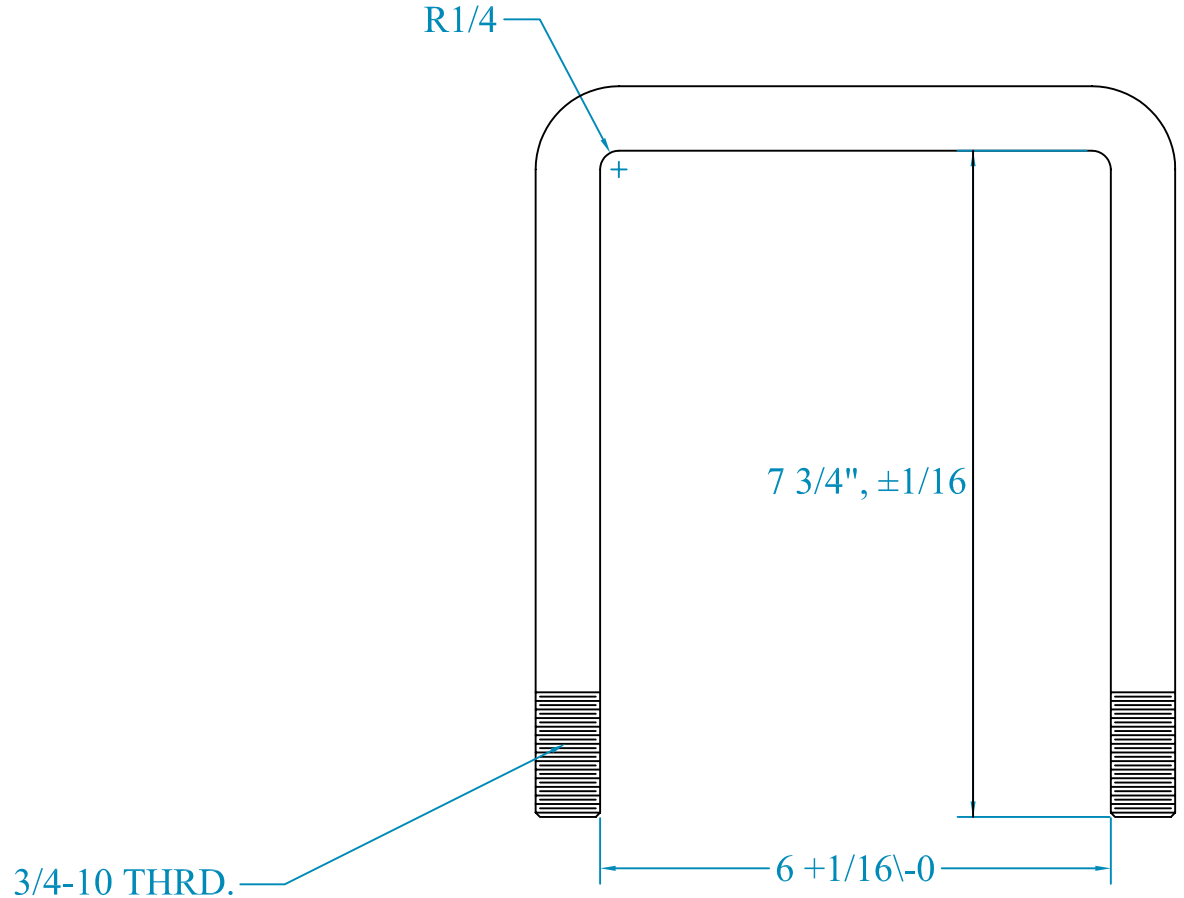
| | | | | | | | |
|------|----|------|---|--|--|---|----------------------------------|
| - | - | - | - | | TOLERANCE UNLESS OTHERWISE NOTED 0/0 +/- 1/32 0.00 +/- .000 0.000 +/- .005 0.0000 +/- .001 0.001 +/- 1/2 | SHIELD AGRICULTURAL EQUIPMENT | |
| - | - | - | - | DRAWN BY: ALBRIGHT DATE: 3/22/04 | | | |
| - | - | - | - | CHECKED BY: DATE: | | | |
| REV. | BY | DATE | DESCRIPTION | | | | PART NO. AP-505532 REV. - |
| | | | DESCRIPTION ADU U-BOLT 4 X 6 TOOLBAR | MATERIAL GR 5 | | | |



GEN. NOTES:
 USE STANDARD ASME THREAD LENGTH
 ZINC PLATE-ANY COLOR

| | | | | | |
|--|-----------|-------------|------------------------|---|---|
| - | - | - | - | TOLERANCE DIMS OVERSHOTS NOTED 0/0 +/- 1/32 0.00 +/- .010 0.000 +/- .005 0.0000 +/- .001 HOLE +/- 1/2 | SHIELD AGRICULTURAL EQUIPMENT |
| - | - | - | - | | |
| - | - | - | - | | |
| - | - | - | - | | |
| - | - | - | - | | |
| REV. | BY | DATE | DESCRIPTION | DRAWN BY: ALBRIGHT DATE: 2/21/06 CHECKED BY: _____ DATE: _____ | |
| DESCRIPTION ADU U-BOLT FOR 5 X 5 TOOLBAR | | | REV GR 5 | PART NO. AP-505126 | REV. - |

103



GEN. NOTES:
 USE STANDARD ASME THREAD LENGTH
 ZINC PLATE-ANY COLOR

| - | - | - | - |
|------|----|------|-------------|
| - | - | - | - |
| - | - | - | - |
| - | - | - | - |
| REV. | BY | DATE | DESCRIPTION |

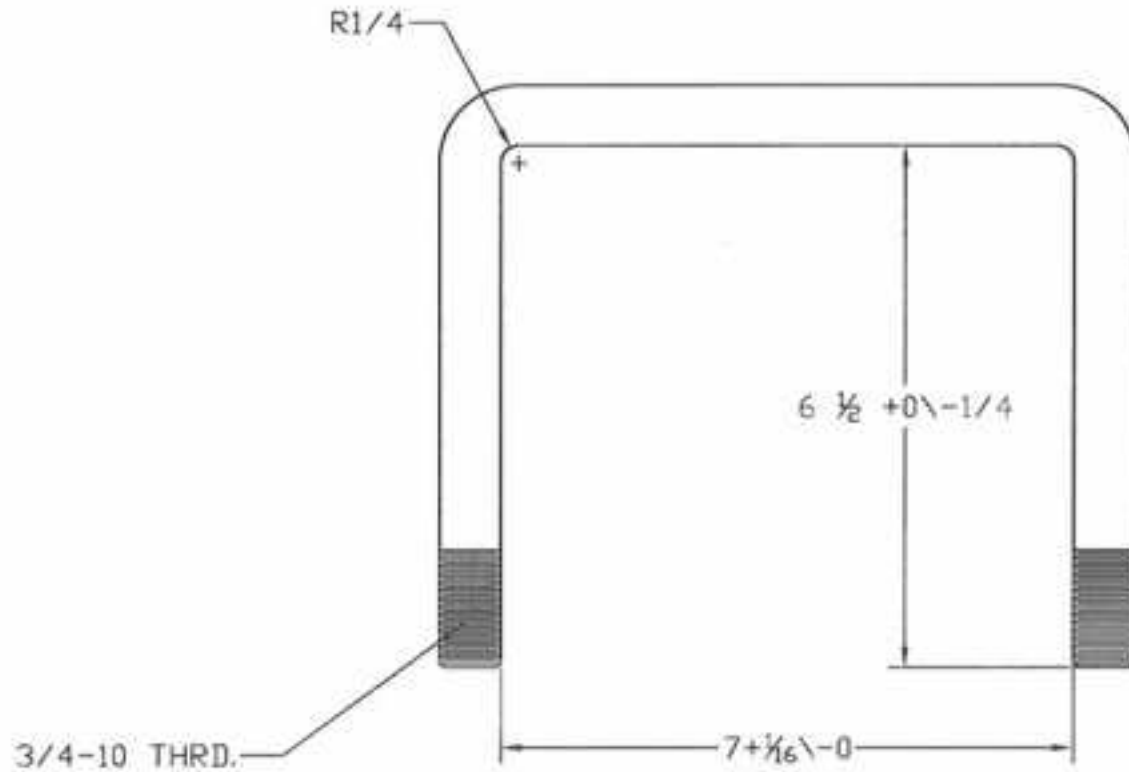
TOLERANCE UNLESS OTHERWISE NOTED
 0/0 +/- 1/32
 0.00 +/- .020
 0.000 +/- .005
 0.0000 +/- .001
 ANGLE +/- 1/2

SHIELD
 AGRICULTURAL EQUIPMENT

DRAWN BY: ALBRIGHT **DATE: 12\5\07**

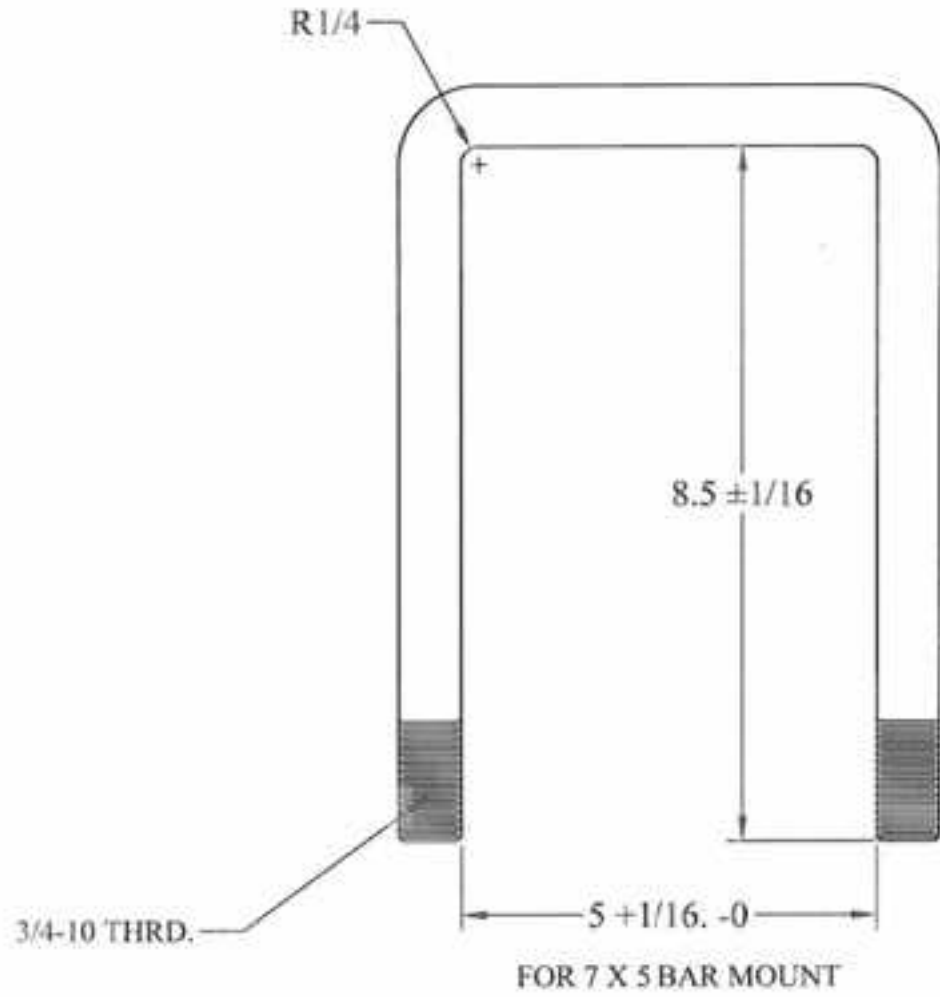
CHECKED BY: - **DATE: -**

| | | | | | | | |
|--------------------|---------------------------------|-----------------|-------------|-----------------|------------------|-------------|----------|
| DESCRIPTION | ADU U-BOLT 6 X 6 TOOLBAR | MATERIAL | GR 5 | PART NO. | AP-500533 | REV. | - |
|--------------------|---------------------------------|-----------------|-------------|-----------------|------------------|-------------|----------|



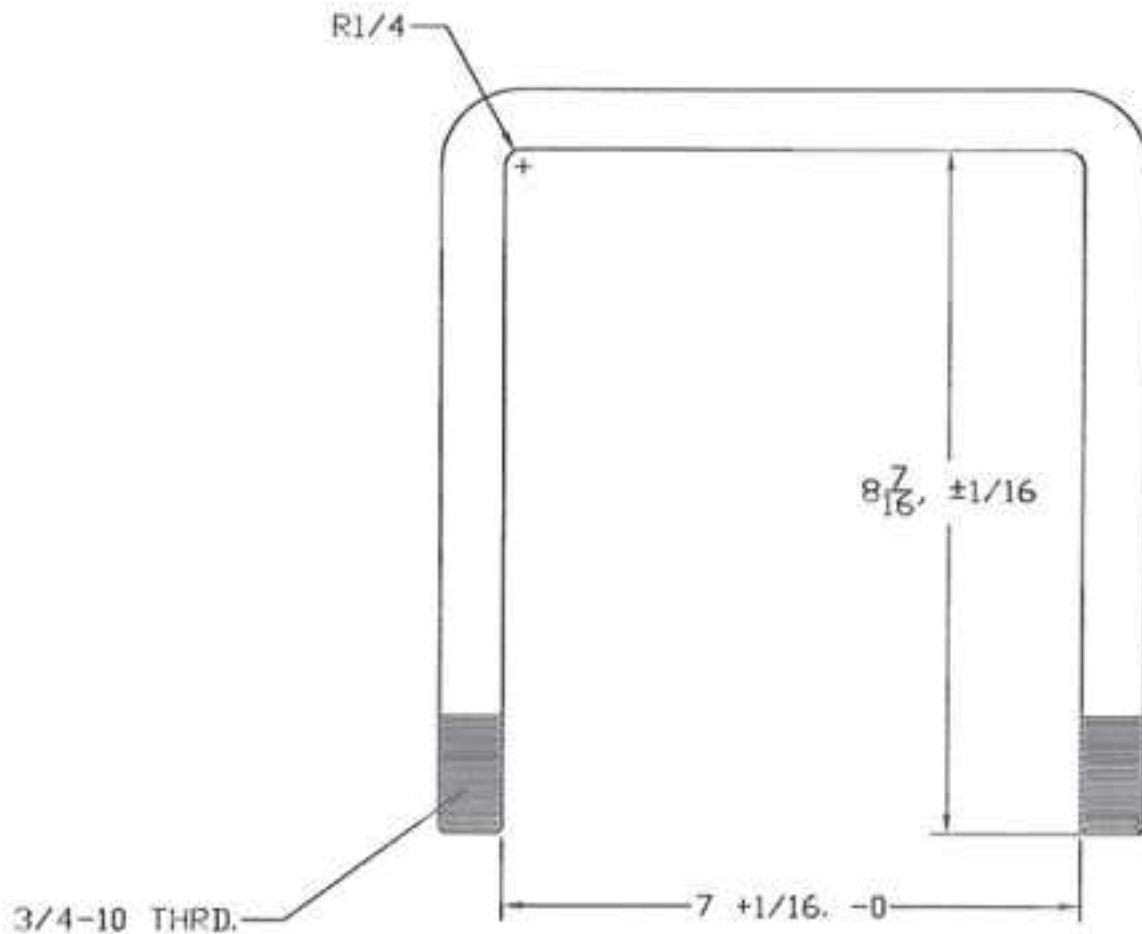
GEN. NOTES:
 USE STANDARD ASME THREAD LENGTH
 ZINC PLATE-ANY COLOR

| | | | | | | | |
|---|----|------|----------------------|---|---|--------------------|---------------|
| - | - | - | - | TOLERANCE UNLESS OTHERWISE NOTED 0/0 +/- 1/32 0.00 +/- .020 0.000 +/- .005 0.0000 +/- .001 ANGLE +/- 1/2 | SHIELD AGRICULTURAL EQUIPMENT | DRAWN BY: SHORES | DATE: 6/26/08 |
| - | - | - | - | | | CHECKED BY: | DATE: |
| REV. | BY | DATE | DESCRIPTION | | | PART NO. AP-500535 | REV. - |
| DESCRIPTION ADU U-BOLT 5 X 7 TOOLBAR | | | MATERIAL GR 5 | | | | |



GEN. NOTES:
 USE STANDARD ASME THREAD LENGTH
 ZINC PLATE-ANY COLOR

| | | | | | |
|---|----|------|-------------|---|---|
| - | - | - | - | TOLERANCE UNLESS OTHERWISE NOTED 0/0 +/- 1/32 0.00 +/- .020 0.000 +/- .005 0.0000 +/- .001 ANGLES +/- 1/2 | SHIELD AGRICULTURAL EQUIPMENT |
| - | - | - | - | | |
| - | - | - | - | | |
| - | - | - | - | | |
| - | - | - | - | | |
| REV. | BY | DATE | DESCRIPTION | DRAWN BY: SHORES CHECKED BY: - | DATE: 3/02/09 DATE: - |
| DESCRIPTION U-BOLT FOR 7"V X 5"H BAR | | | | MATERIAL GR 5 | PART NO. AP-505128 |
| | | | | REF. - | REF. - |



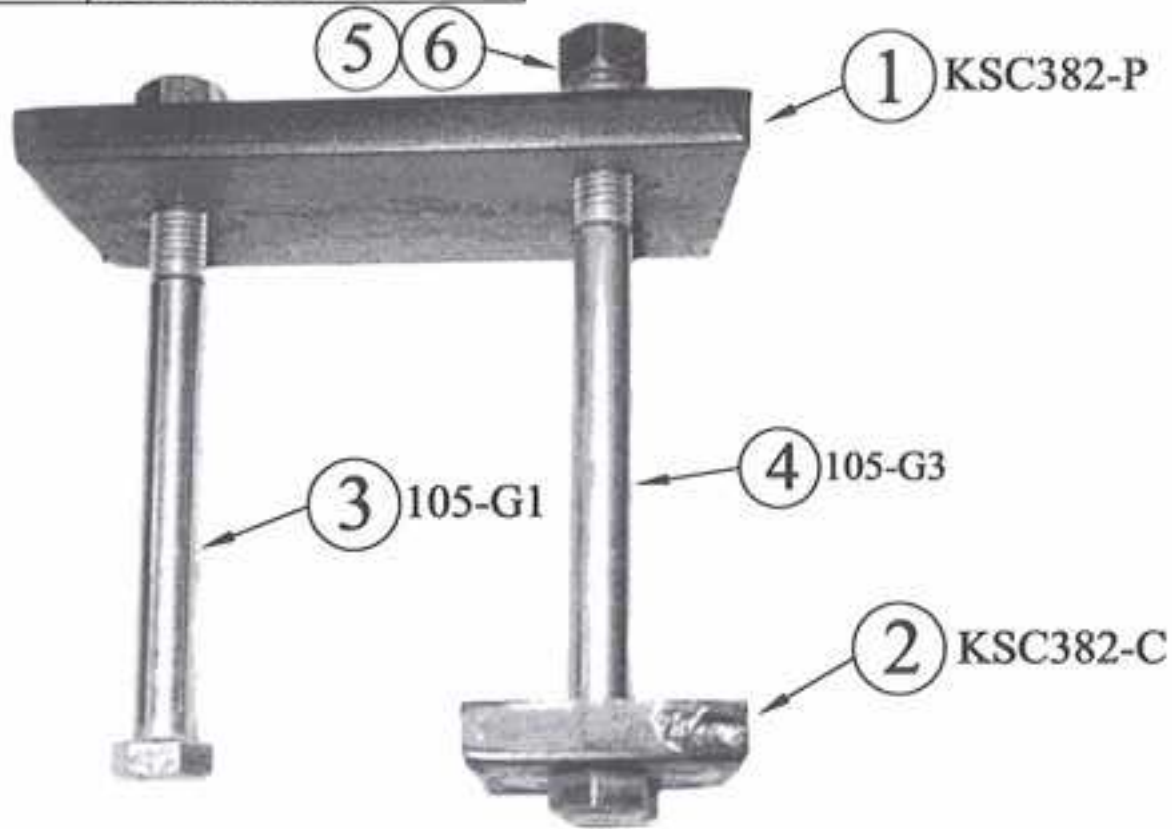
GEN. NOTES:
 USE STANDARD ASME THREAD LENGTH
 ZINC PLATE-ANY COLOR

| | | | | | |
|------|----|------|---------------------------------|--|---|
| - | - | - | - | TOLERANCE UNLESS OTHERWISE NOTED 0/0 +/- V32 0.00 +/- .020 0.000 +/- .005 0.0000 +/- .001 ANGLES +/- 1/2 | SHIELD AGRICULTURAL EQUIPMENT DRAWN BY: ALBRIGHT DATE: 3/22/04 CHECKED BY: DATE: |
| - | - | - | - | | |
| - | - | - | - | | |
| - | - | - | - | | |
| - | - | - | - | | |
| REV. | BY | DATE | DESCRIPTION | MATERIAL | PART NO. |
| | | | ADU U-BOLT 7 X 7 TOOLBAR | GR 5 | AP-510755 |

| Part # | Description | Unit Weight, lbs |
|---------------|---|-------------------------|
| KSC-382 | Clark-Tote for 4x4" bar for 1-1/4" square shank, 3 bolt system | 8.3 |
| KSC-384 | "Quick-Tac" for 4x4" bar for 1-1/4" square shank, dual lollipop | 8.1 |
| KSC-384SPCC | "Quick-Tac" for 4x4" bar for 1-1/4" or 1x2" shanks, dual lollipop | Weight not available |
| KSC-384-6TP | "Quick-Tac" for 4Vx6"H bar for 1-1/4" square shank, dual lollipop | Weight not available |
| KSC-386i-44 | 4" X 4" bar, 1-1/4 Sq, 1 X 2 or 1-1/4 X 2 shanks, single lollipop & bolt | Weight not available |
| KSC-386i-64 | 6"VX4"H bar, 1-1/4 Sq, 1 X 2 or 1-1/4 X 2 shanks, single lollipop & bolt | Weight not available |
| KSC-386i-46 | 4"VX6"H bar, 1-1/4 Sq, 1 X 2 or 1-1/4 X 2 shanks, single lollipop & bolt | Weight not available |
| KSC-386i-66 | 6" X6" bar, 1-1/4 Sq, 1 X 2 or 1-1/4 X 2 shanks, single lollipop & bolt | Weight not available |
| KSC-384-55 | 5" X5" bar, 1-1/4 Sq, 1 X 2 or 1-1/4 X 2 shanks, single lollipop & bolt | Weight not available |
| KSC-384-57 | 5"V X7"H bar, 1-1/4 Sq, 1 X 2 or 1-1/4 X 2 shanks, single lollipop & bolt | Weight not available |
| KSC-384-75 | 7"V X5"H bar, 1-1/4 Sq, 1 X 2 or 1-1/4 X 2 shanks, single lollipop & bolt | Weight not available |
| KSC-384-77 | 7" X7" bar, 1-1/4 Sq, 1 X 2 or 1-1/4 X 2 shanks, single lollipop & bolt | Weight not available |
| KSC-1244 | Shank Clamp 4" X 4" bar, 1 X 2 or 1-1/4 X 2 shanks with stabilizer | 14.0 |
| KSC-1264 | Shank Clamp 6"V X 4"H bar, 1 X 2 or 1-1/4 X 2 shanks with stabilizer | 14.3 |
| KSC-1246 | Shank Clamp 4"V X 6"H bar, 1 X 2 or 1-1/4 X 2 shanks with stabilizer | 16.0 |
| KSC-1266 | Shank Clamp 6" X 6" bar, 1 X 2 or 1-1/4 X 2 shanks with stabilizer | 16.3 |
| KSC-1255 | Shank Clamp 5" X 5" bar, 1 X 2 or 1-1/4 X 2 shanks with stabilizer | 14.5 |
| KSC-1257 | Shank Clamp 5"V X 7" H bar, 1 X 2 or 1-1/4 X 2 shanks with stabilizer | 16.8 |
| KSC-1277 | Shank Clamp 7" X7 " bar, 1 X 2 or 1-1/4 X 2 shanks with stabilizer | 17.1 |

| ITEM # | QUAN. | PART # | DESCRIPTION |
|--------|-------|----------|--------------------------|
| 1 | 1 | KSC382-P | KSC-382 PLATE |
| 2 | 1 | KSC382-C | KSC-382 COUPON |
| 3 | 1 | 105-G1 | HHCS, 5/8-11 X 7 GR 5 |
| 4 | 2 | 105-G3 | HHCS, 5/8-11 7-1/2 GR 5 |
| 5 | 3 | LW5 | WASHER, SPLIT LOCK, 5/8" |
| 6 | 3 | N5 | NUT, HEX, 5/8-11" GR 5 |

CLAMP 4X4 BAR, CLARKE-TOTE, 1 1/4" SHANKS
FITS ANY 4X4 BAR WITH 1 1/4" COIL SHANKS
KSC-382



| REV. | BY | DATE | DESCRIPTION |
|------|----|------|-------------|
| - | - | - | - |
| - | - | - | - |
| - | - | - | - |
| - | - | - | - |

TOLERANCE UNLESS OTHERWISE NOTED
0.0 +/- 1/32
0.00 +/- .020
0.000 +/- .005
0.0000 +/- .001
ANGLES +/- 1/2

SHIELD
AGRICULTURAL EQUIPMENT

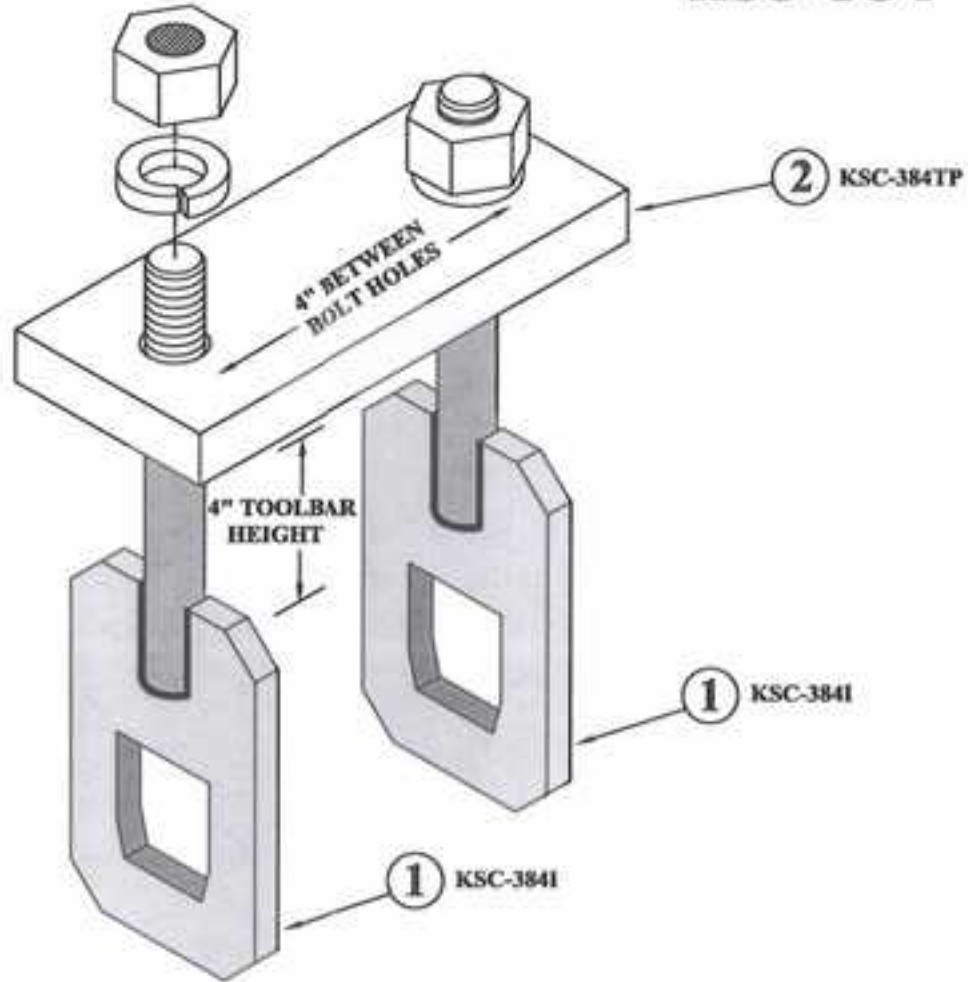
DRAWN BY: SHORES DATE: 02/17/00
CHECKED BY: - DATE: -

| | | | |
|--|-----------------|----------------|------|
| DESCRIPTION | MATERIAL | PART NO. | REV. |
| CLAMP 4X4 BAR, CLARKE-TOTE, 1 1/4" SHANKS | ASSEMBLY | KSC-382 | - |

| ITEM # | QUAN. | PART # | DESCRIPTION |
|--------|-------|-----------|--|
| 1 | 2 | KSC-384I | EYE BOLT W/NUT/LOCKWASHER, 4"V TOOLBAR |
| 2 | 1 | KSC-384TP | KSC-384 TOP PLATE 4"H TOOLBAR |

CLAMP, 4X4 BAR, 1-1/4 SQUARE SHANKS ONLY

KSC-384



| REV. | BY | DATE | DESCRIPTION |
|------|----|------|-------------|
| - | - | - | - |
| - | - | - | - |
| - | - | - | - |
| - | - | - | - |

TOLERANCE UNLESS OTHERWISE NOTED
 0/0 +/- 1/32
 0.00 +/- .020
 0.000 +/- .005
 0.0000 +/- .001
 ANGLES +/- 1/2

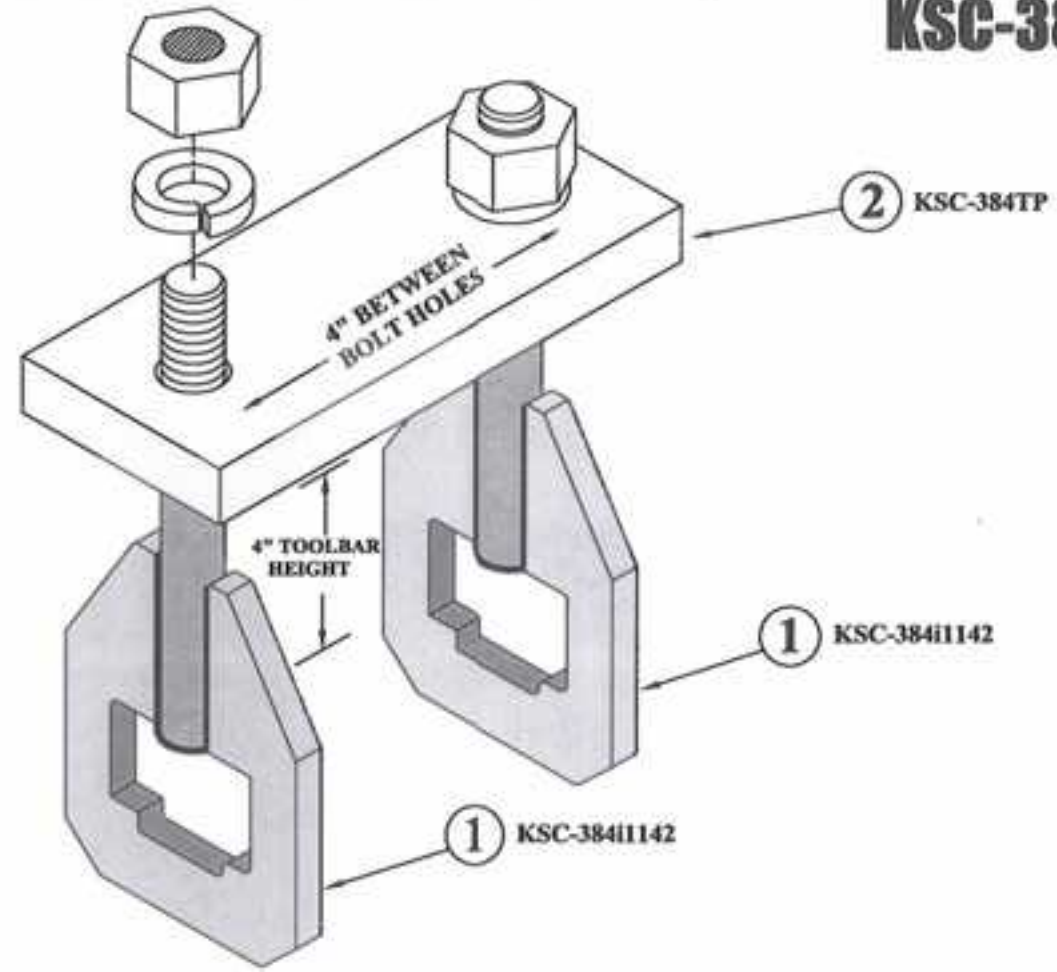
SHIELD
 AGRICULTURAL EQUIPMENT

DESIGNED BY: SHORES DATE: 02/09/09
 CHECKED BY: DATE:

| | | | | | | | |
|-------------|-------------------------------------|----------|----------|----------|---------|------|---|
| DESCRIPTION | CLAMP, 4X4 BAR, 1-1/4 SQUARE SHANKS | MATERIAL | ASSEMBLY | PART NO. | KSC-384 | REV. | - |
|-------------|-------------------------------------|----------|----------|----------|---------|------|---|

| ITEM # | QUAN. | PART # | DESCRIPTION |
|--------|-------|---------------|---------------------------------------|
| 1 | 2 | KSC- 384I1142 | EYE BOLT W/NUT/LOCKWASHER 4"V TOOLBAR |
| 2 | 1 | KSC- 384TP | KSC-384 TOP PLATE 4"H TOOLBAR |

**CLAMP, 4X4 BAR, 1-1/4SQ,
1X2 OR 1-1/4 X 2 SHANKS
KSC-384SPCC**



110

| REV. | BY | DATE | DESCRIPTION |
|------|----|------|-------------|
| - | - | - | - |
| - | - | - | - |
| - | - | - | - |
| - | - | - | - |

TOLERANCE UNLESS OTHERWISE NOTED

0/0 +/- 1/32
0.00 +/- .020
0.000 +/- .005
0.0000 +/- .001
ANGLES +/- 1/2

SHIELD
AGRICULTURAL EQUIPMENT

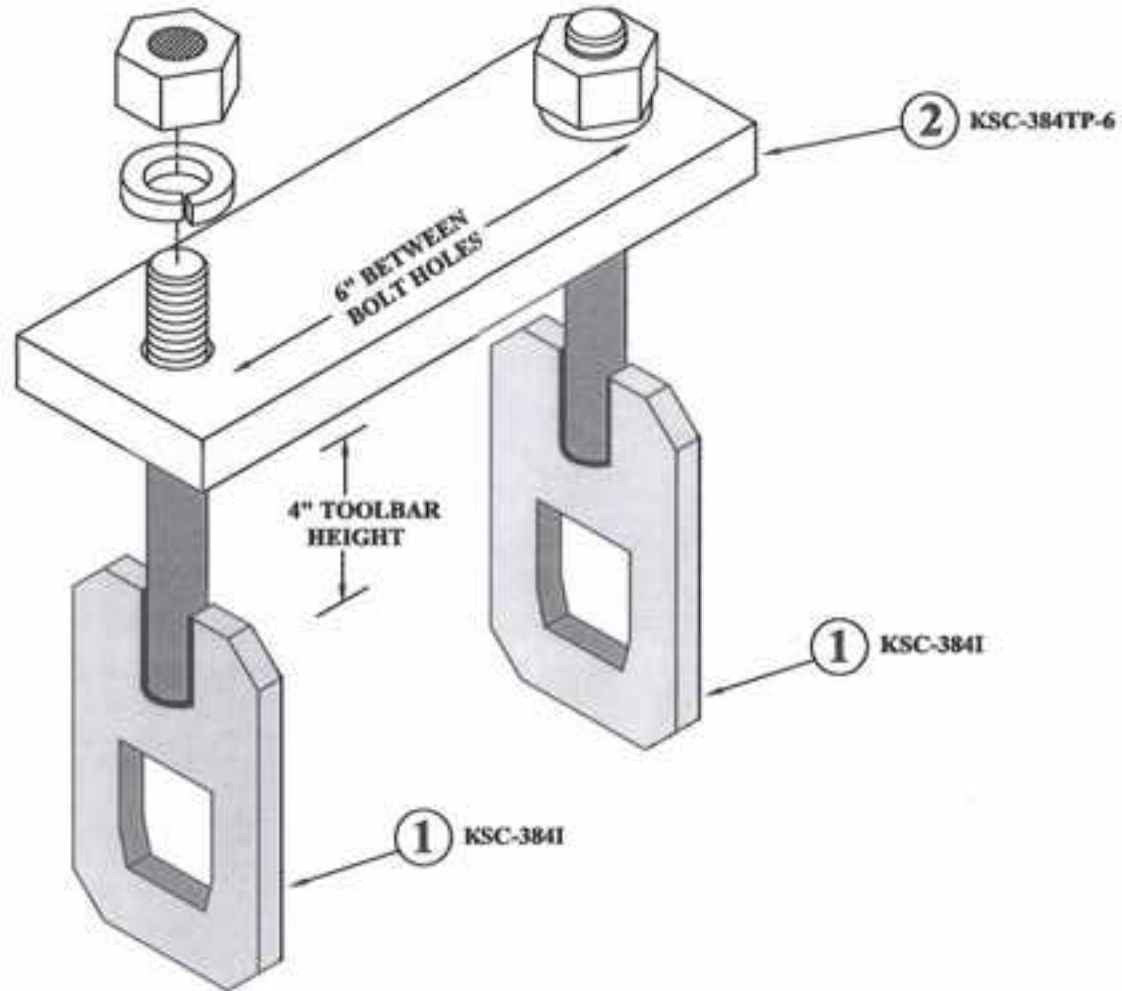
DRAWN BY: **SHORES** DATE: **02/09/09**
CHECKED BY: **-** DATE: **-**

| | | | |
|--|-----------------------------|--------------------------------|------------------|
| DESCRIPTION CLAMP, 4X4 BAR, 1-1/4SQ, 1X2 OR 1-1/4 X 2 SHANKS | MATERIAL ASSEMBLY | PART NO. KSC-384SPCC | REV. - |
|--|-----------------------------|--------------------------------|------------------|

| ITEM # | QUAN. | PART # | DESCRIPTION |
|--------|-------|-------------|---|
| 1 | 2 | KSC-384I | EYE BOLT W/NUT/LOCKWASHER FOR 4"V TOOLBAR |
| 2 | 1 | KSC-384TP-6 | KSC-384 TOP PLATE 6"H TOOLBAR |

CLAMP, 4"V X 6" H BAR, 1-1/4 SQUARE SHANKS ONLY

KSC-384-6TP



| REV. | BY | DATE | DESCRIPTION |
|------|----|------|-------------|
| - | - | - | - |
| - | - | - | - |
| - | - | - | - |
| - | - | - | - |

| TOLEANCE UNLESS OTHERWISE NOTED |
|---------------------------------|
| 0/0 +/- 1/32 |
| 0.00 +/- .020 |
| 0.000 +/- .005 |
| 0.0000 +/- .001 |
| ANNE +/- 1/2 |

SHIELD
AGRICULTURAL EQUIPMENT

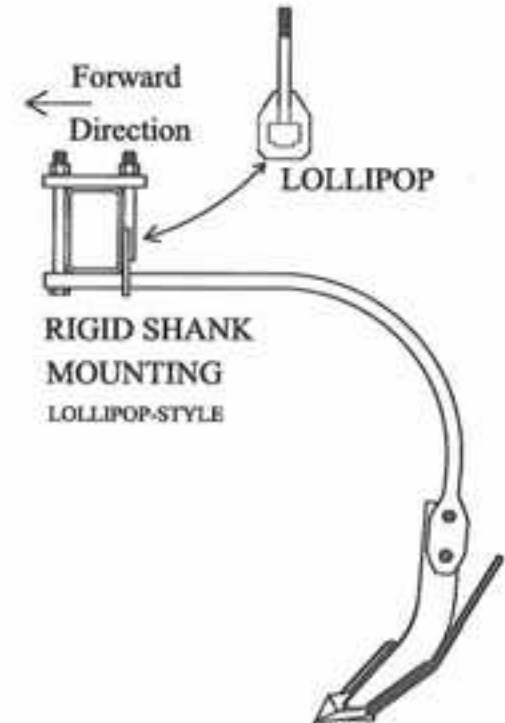
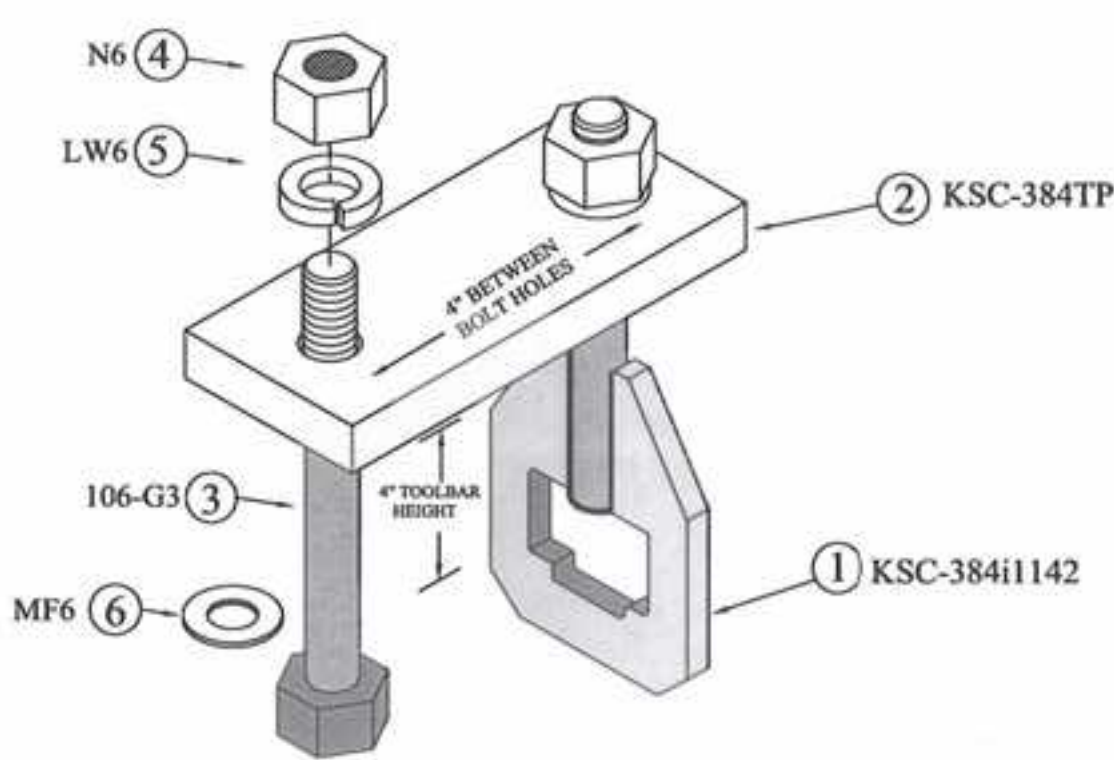
| | |
|---------------------|----------------|
| DESIGNED BY: SHORES | DATE: 02/09/09 |
| CHECKED BY: - | DATE: - |

| | | | |
|--|---------------------------|------------------------------|----------------|
| DESCRIPTION: CLAMP, 4"V X 6" H BAR, 1-1/4 SQUARE SHANKS | MATERIAL: ASSEMBLY | PART NO.: KSC-384-6TP | REV.: - |
|--|---------------------------|------------------------------|----------------|

| ITEM # | QUAN. | PART # | DESCRIPTION |
|--------|-------|---------------|---|
| 1 | 1 | KSC- 384i1142 | EYE BOLT W/NUT/LOCKWASHER 4"V TOOLBAR |
| 2 | 1 | KSC- 384TP | KSC-384 TOP PLATE 4"H TOOLBAR |
| 3 | 1 | 106-G3 | HHCS, 3/10 X 7-1/2 HEX HEAD CAP SCREW GR5 |
| 4 | 1 | N6 | NUT, HEX, 3/4 -10 GR 5 PLATED |
| 5 | 1 | LW6 | WASHER, SPLIT LOCK, 3/4" |
| 6 | 1 | MF6 | WASHER, FLAT, 3/4" |

CLAMP,4X4 BAR,1-1/4SQ,1X2 OR 1-1/4 X 2 SHANKS

KSC-386i-44



| REV. | BY | DATE | DESCRIPTION |
|------|----|------|-------------|
| - | - | - | - |
| - | - | - | - |
| - | - | - | - |
| - | - | - | - |

TOLERANCE UNLESS OTHERWISE NOTED
 1/8 +/- 1/32
 0.00 +/- .020
 0.000 +/- .005
 0.000 +/- .001
 ANGLE +/- 1/2

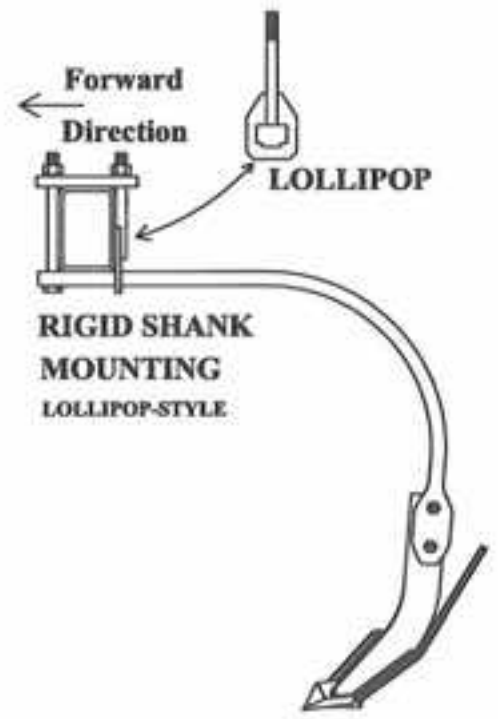
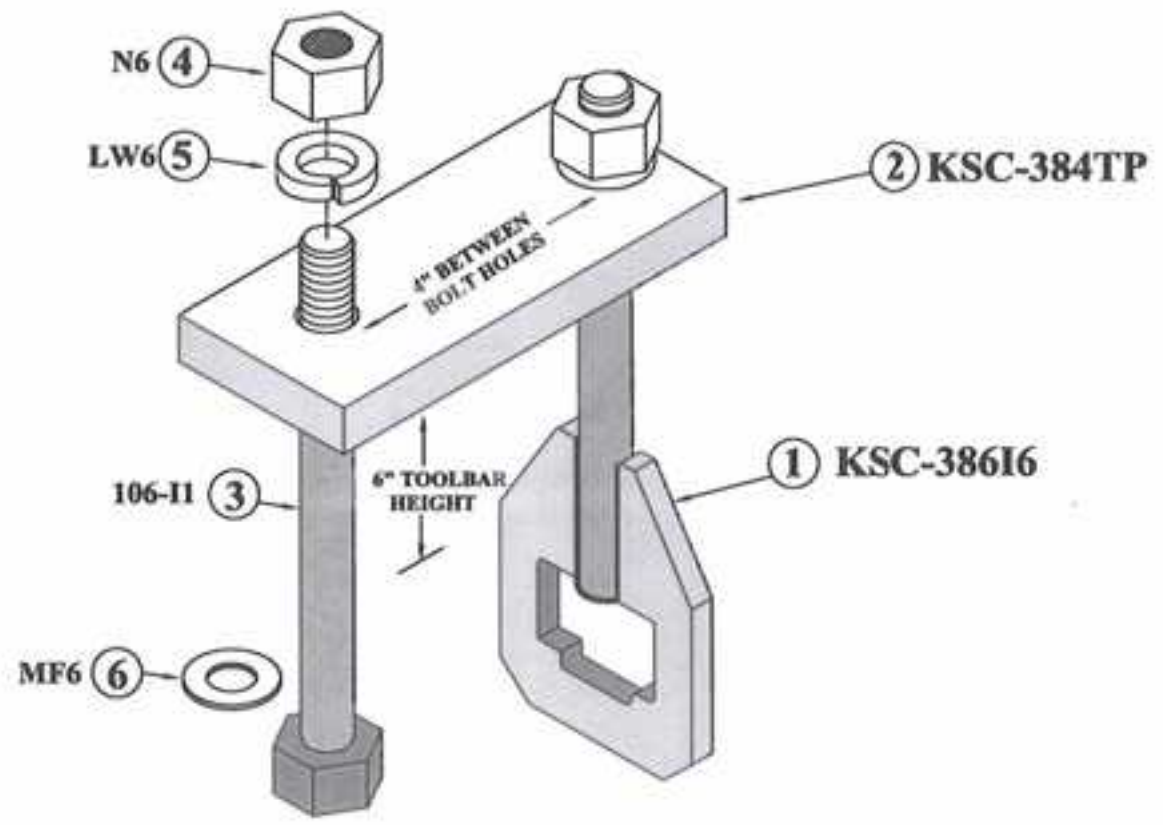
SHIELD
 AGRICULTURAL EQUIPMENT

DESIGNED BY: **SHORES** DATE: **02/09/09**
 CHECKED BY: DATE:

| | | | |
|---|-----------------------------|--------------------------------|-----------|
| DESCRIPTION CLAMP,4X4 BAR,1-1/4SQ,1X2 OR 1-1/4 X 2 SHANKS | MATERIAL ASSEMBLY | PART NO. KSC-386i-44 | REV. - |
|---|-----------------------------|--------------------------------|-----------|

| ITEM # | QUAN. | PART # | DESCRIPTION |
|--------|-------|-----------|---|
| 1 | 1 | KSC-386I6 | EYE BOLT W/NUT & LW FOR 6" V TOOLBAR |
| 2 | 1 | KSC-384TP | KSC-384 TOP PLATE 4" H TOOLBAR |
| 3 | 1 | 106-II | HHCS, 3/4-10 X 9 HEX HEAD CAP SCREW GR5 |
| 4 | 1 | N6 | NUT, HEX, 3/4 -10 GR 5 PLATED |
| 5 | 1 | LW6 | WASHER, SPLIT LOCK, 3/4" |
| 6 | 1 | MF6 | WASHER, FLAT, 3/4" |

CLAMP, 6" V X 4" H BAR, 1-1/4 SQ, 1 X 2 OR 1-1/4 X 2 SHANKS
KSC-386I-64



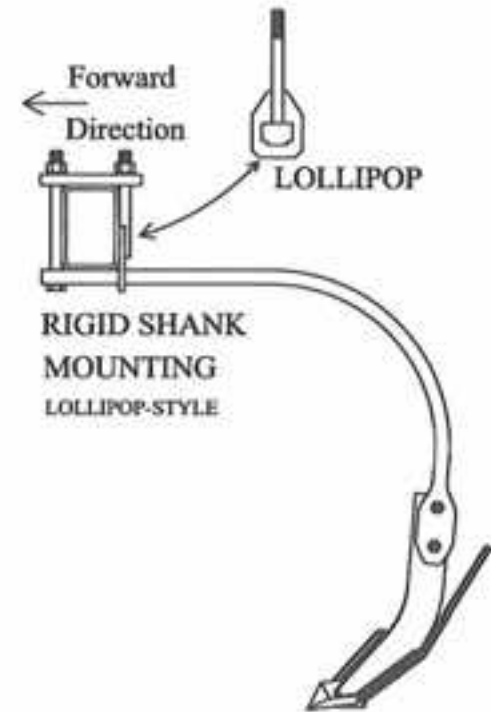
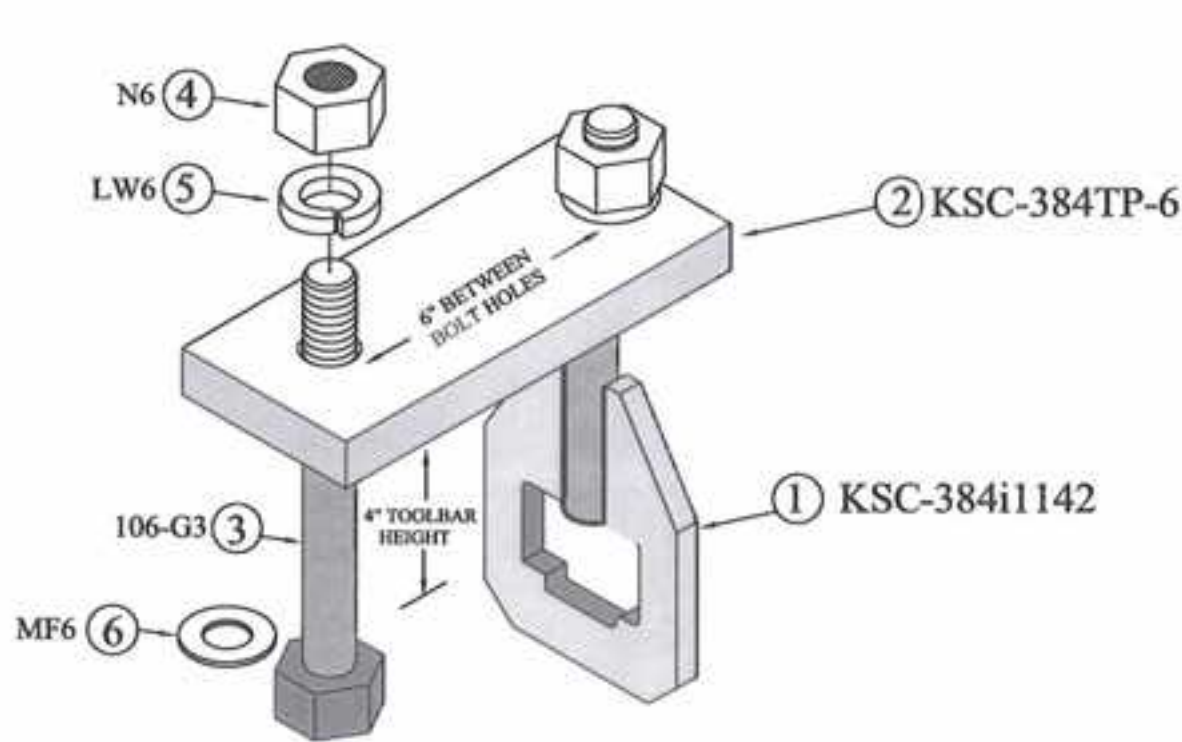
113

| | | | | | |
|---|----|------|-------------|--|---|
| - | - | - | - | TOLERANCE UNLESS OTHERWISE NOTED 0/0 +/- 1/32 0.00 +/- .020 0.000 +/- .000 0.0000 +/- .001 ANGLES +/- 1/2 | SHIELD AGRICULTURAL EQUIPMENT |
| - | - | - | - | | |
| - | - | - | - | | |
| - | - | - | - | | |
| - | - | - | - | | |
| REV. | BY | DATE | DESCRIPTION | | DRAWN BY: SHORES DATE: 02/09/09 CHECKED BY: DATE: |
| DESCRIPTION CLAMP, 6" V X 4" H BAR, 1-1/4 SQ, 1 X 2 OR 1-1/4 X 2 SHANKS | | | | MATERIAL ASSEMBLY | PART NO. KSC-386I-64 |
| | | | | REV. | - |

| ITEM # | QUAN. | PART # | DESCRIPTION |
|--------|-------|--------------|---|
| 1 | 1 | KSC-384i1142 | EYE BOLT W/NUT & LW FOR 4" V TOOLBAR |
| 2 | 1 | KSC-384TP-6 | KSC-384 TOP PLATE 6"H TOOLBAR |
| 3 | 1 | 106-G3 | HHCS, 3/4-10 X 7-1/2 HEX HEAD CAP SCREW GR5 |
| 4 | 1 | N6 | NUT, HEX, 3/4 -10 GR 5 PLATED |
| 5 | 1 | LW6 | WASHER, SPLIT LOCK, 3/4" |
| 6 | 1 | MF6 | WASHER, FLAT, 3/4" |

CLAMP, 4" V X 6" H BAR, 1-1/4 SQ, 1X 2 OR 1-1/4 X 2 SHANKS

KSC-386i-46



| REV. | BY | DATE | DESCRIPTION |
|------|----|------|-------------|
| - | - | - | - |
| - | - | - | - |
| - | - | - | - |
| - | - | - | - |

| TOLERANCE UNLESS OTHERWISE NOTED |
|----------------------------------|
| 0/0 +/- 1/32 |
| 0.00 +/- .020 |
| 0.000 +/- .005 |
| 0.0000 +/- .001 |
| ANGLES +/- 1/2 |

SHIELD
AGRICULTURAL EQUIPMENT

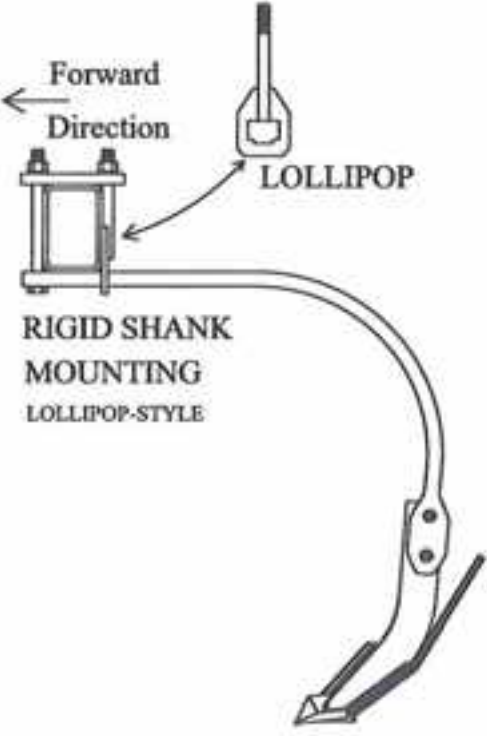
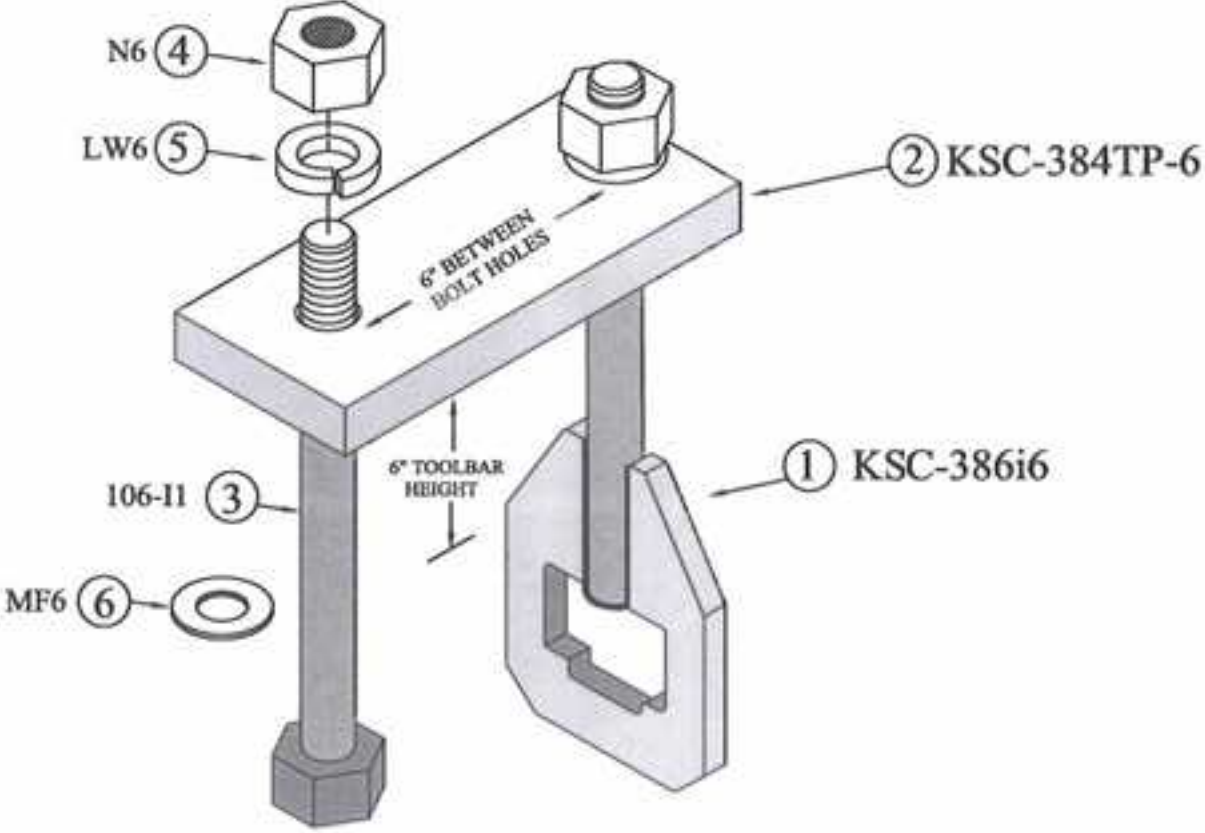
| | |
|---------------------|----------------|
| DESIGNED BY: SHORES | DATE: 02\09\09 |
| CHECKED BY: - | DATE: - |

| | | | |
|--|-----------------------------|--------------------------------|-----------|
| DESCRIPTION CLAMP, 4" V X 6" H BAR, 1-1/4 SQ, 1X 2 OR 1-1/4 X 2 SHANKS | MATERIAL ASSEMBLY | PART NO. KSC-386i-46 | REV. - |
|--|-----------------------------|--------------------------------|-----------|

| ITEM # | QUAN. | PART # | DESCRIPTION |
|--------|-------|-------------|---|
| 1 | 1 | KSC-386i6 | EYE BOLT W/NUT & LW FOR 6"V TOOLBAR |
| 2 | 1 | KSC-384TP-6 | KSC-384 TOP PLATE 6"H TOOLBAR |
| 3 | 1 | 106-11 | HHCS, 3/4-10 X 9 HEX HEAD CAP SCREW GR5 |
| 4 | 1 | N6 | NUT, HEX, 3/4 -10 GR 5 PLATED |
| 5 | 1 | LW6 | WASHER, SPLIT LOCK, 3/4" |
| 6 | 1 | MF6 | WASHER, FLAT, 3/4" |

CLAMP, 6" X 6" BAR, 1-1/4 SQ, 1 X 2 OR 1-1/4 X 2 SHANKS

KSC-386i-66



115

| REV. | BY | DATE | DESCRIPTION |
|------|----|------|-------------|
| - | - | - | - |
| - | - | - | - |
| - | - | - | - |
| - | - | - | - |

TOLERANCE UNLESS OTHERWISE NOTED

0/0 +/- 1/32
 0.00 +/- .020
 0.000 +/- .005
 0.0000 +/- .001
 ANGLE +/- 1/2

SHIELD
 AGRICULTURAL EQUIPMENT

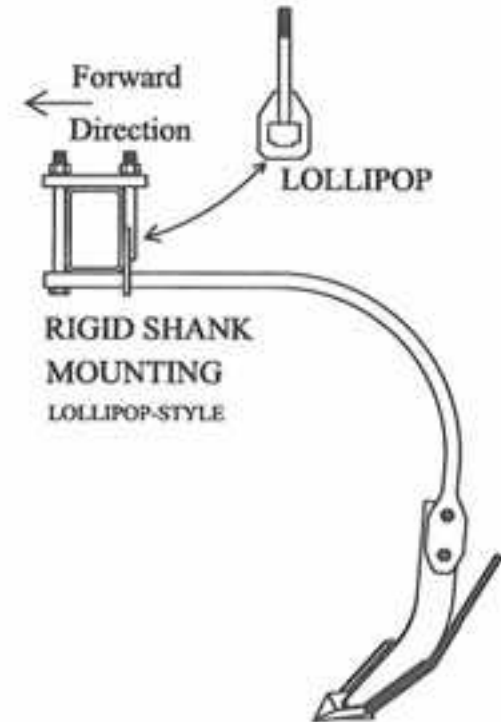
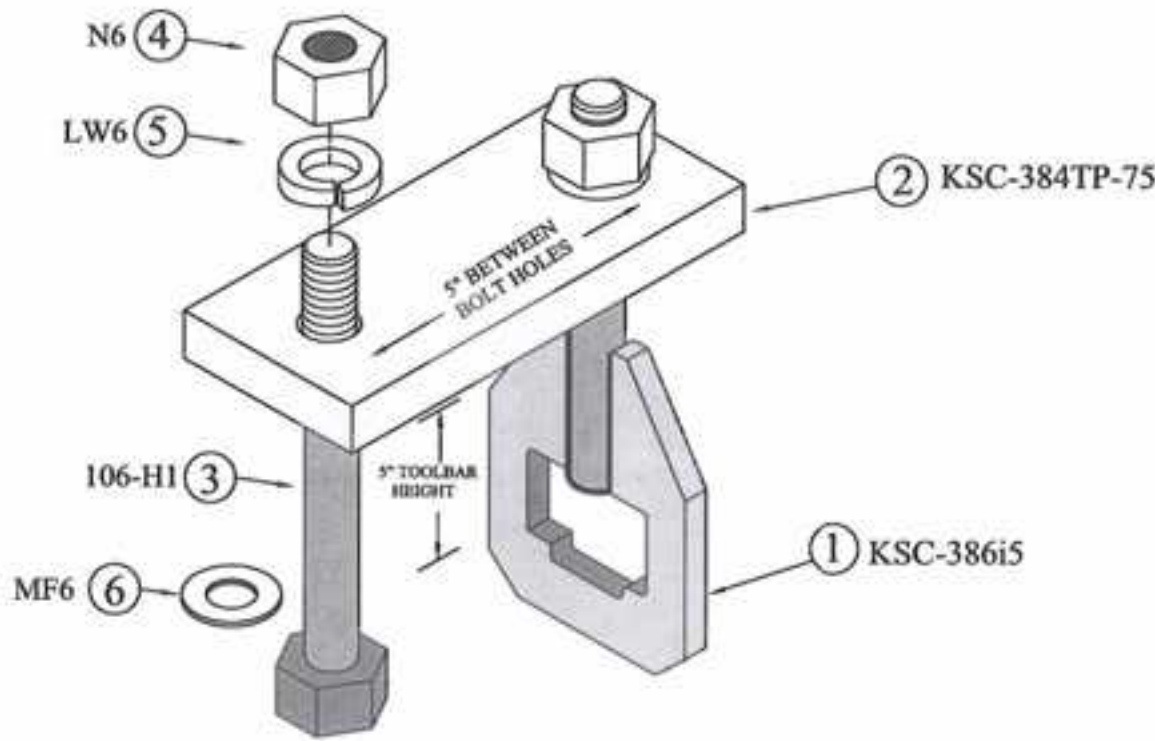
| | |
|-------------------------|-----------------------|
| DRAWN BY: SHORES | DATE: 02\09\09 |
| CHECKED BY: _____ | DATE: _____ |

| | | | |
|---|-----------------------------|--------------------------------|-----------|
| DESCRIPTION CLAMP, 6" X 6" BAR, 1-1/4 SQ, 1 X 2 OR 1-1/4 X 2 SHANKS | MATERIAL ASSEMBLY | PART NO. KSC-386i-66 | REV. - |
|---|-----------------------------|--------------------------------|-----------|

| ITEM # | QUAN. | PART # | DESCRIPTION |
|--------|-------|---------------|---|
| 1 | 1 | KSC- 386i5 | EYE BOLT W/NUT/LOCKWASHER 5"V TOOLBAR |
| 2 | 1 | KSC- 384TP-75 | KSC-384 TOP PLATE 5"H TOOLBAR |
| 3 | 1 | 106-H1 | HHCS, 3/4-10 X 8 HEX HEAD CAP SCREW GR5 |
| 4 | 1 | N6 | NUT, HEX, 3/4 -10 GR 5 PLATED |
| 5 | 1 | LW6 | WASHER, SPLIT LOCK, 3/4" |
| 6 | 1 | MF6 | WASHER, FLAT, 3/4" |

CLAMP, 5X5 BAR, 1-1/4SQ, 1X2 OR 1-1/4 X 2 SHANKS

KSC-384-55



| REV. | BY | DATE | DESCRIPTION |
|------|----|------|-------------|
| - | - | - | - |
| - | - | - | - |
| - | - | - | - |
| - | - | - | - |

TOLERANCE UNLESS OTHERWISE NOTED

| | |
|------------|------|
| 0/0 +/- | 1/32 |
| 0.00 +/- | .020 |
| 0.000 +/- | .005 |
| 0.0000 +/- | .001 |
| ANGLES +/- | 1/2 |

SHIELD
AGRICULTURAL EQUIPMENT

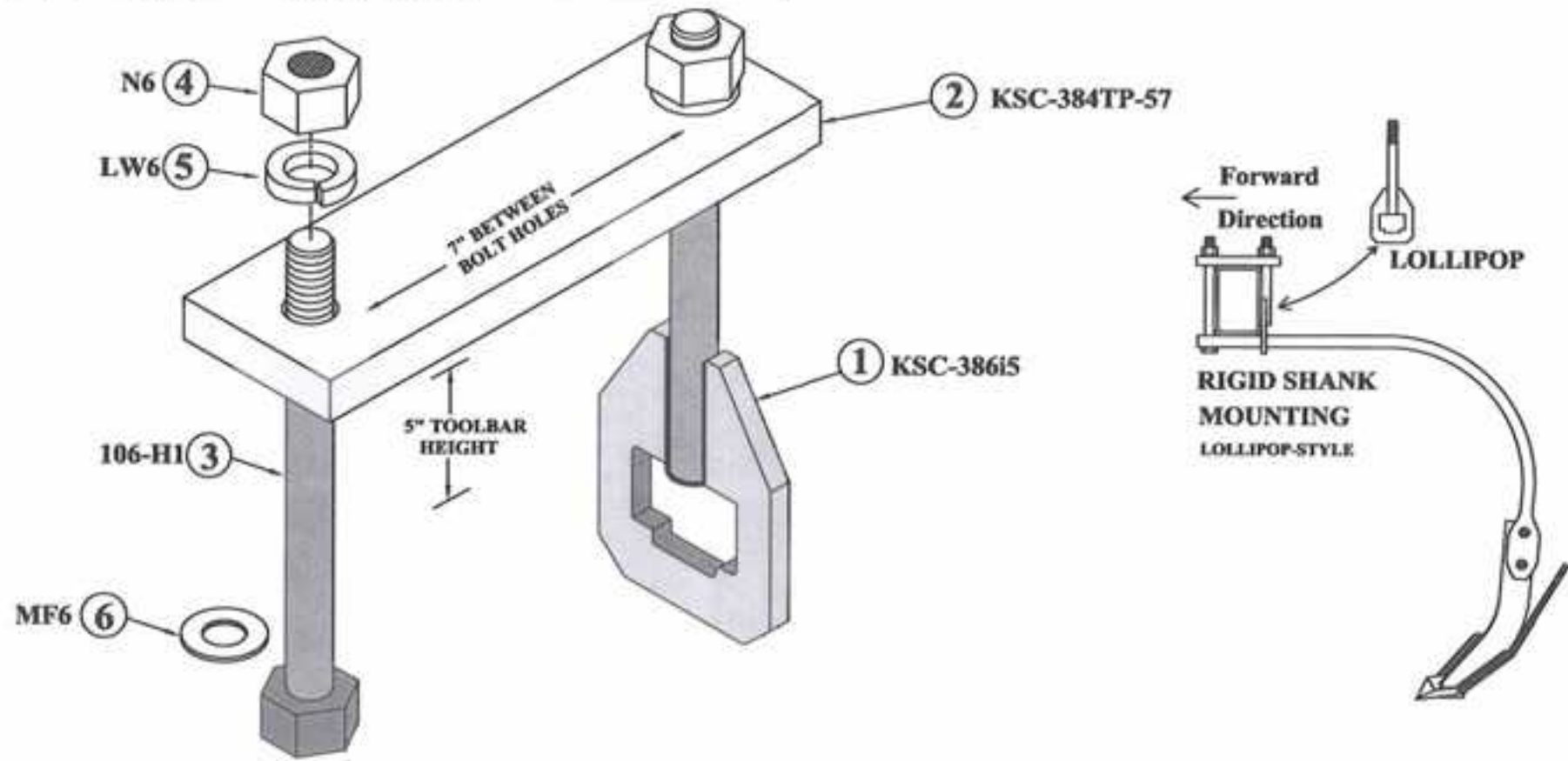
| | |
|---------------------|----------------|
| DESIGNED BY: SHORES | DATE: 02/09/09 |
| CHECKED BY: - | DATE: - |

| | | | |
|--|-----------------------------|-------------------------------|-----------|
| DESCRIPTION CLAMP, 5X5 BAR, 1-1/4SQ, 1X2 OR 1-1/4 X 2 SHANKS | MATERIAL ASSEMBLY | PART NO. KSC-384-55 | REV. - |
|--|-----------------------------|-------------------------------|-----------|

| ITEM # | QUAN. | PART # | DESCRIPTION |
|--------|-------|---------------|---|
| 1 | 1 | KSC- 386i5 | EYE BOLT W/NUT & LW FOR 5" VERTICAL TOOLBAR |
| 2 | 1 | KSC- 384TP-57 | KSC- 384 TOP PLATE 7"H TOOLBAR |
| 3 | 1 | 106-HI | HHCS, 3/4-10 X 8 HEX HEAD CAP SCREW, GR5 |
| 4 | 1 | N6 | NUT, HEX, 3/4 -10 GR 5 PLATED |
| 5 | 1 | LW6 | WASHER, SPLIT LOCK, 3/4" |
| 6 | 1 | MF6 | WASHER, FLAT, 3/4" |

CLAMP, 5"V X 7"H BAR, 1-1/4 SQ, 1X2 OR 1-1/4 X 2 SHANKS

KSC-384-57



| REV. | BY | DATE | DESCRIPTION |
|------|----|------|-------------|
| - | - | - | - |
| - | - | - | - |
| - | - | - | - |
| - | - | - | - |

TOLERANCE UNLESS OTHERWISE NOTED

0/0 +/- 1/32

0.00 +/- .020

0.000 +/- .005

0.0000 +/- .001

ANGLE +/- 1/2

SHIELD
AGRICULTURAL EQUIPMENT

DRAWN BY: SHORES DATE: 02/09/09

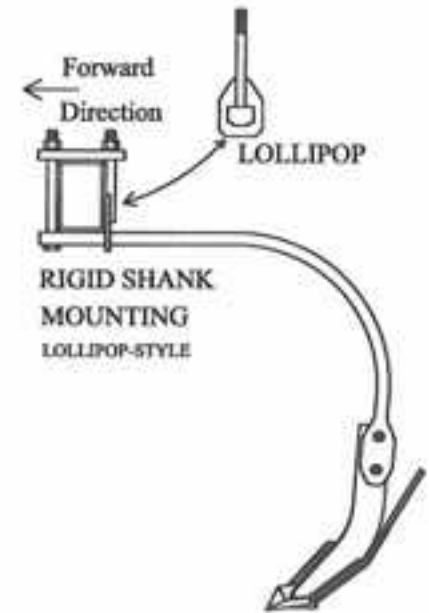
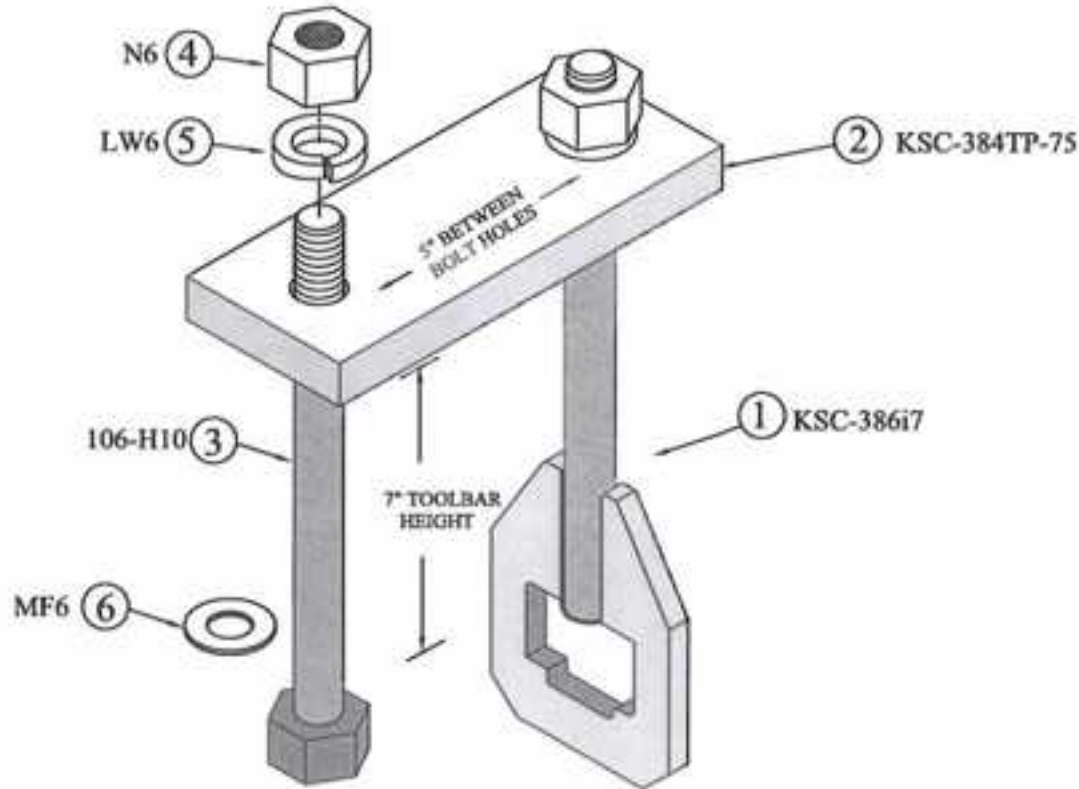
CHECKED BY: DATE:

| | | | |
|---|-----------------------------|-------------------------------|-----------|
| DESCRIPTION CLAMP, 5"V X 7"H BAR, 1-1/4 SQ, 1X2 OR 1-1/4 X 2 SHANKS | NATIONAL ASSEMBLY | PART NO. KSC-384-57 | REV. - |
|---|-----------------------------|-------------------------------|-----------|

| ITEM # | QUAN. | PART # | DESCRIPTION |
|--------|-------|---------------|---|
| 1 | 1 | KSC- 386i7 | EYE BOLT W/NUT & LW FOR 7" VERTICAL TOOLBAR |
| 2 | 1 | KSC- 384TP-75 | KSC- 384 TOP PLATE 5"H TOOLBAR |
| 3 | 1 | 106-H10 | HHCS, 3/4-10 X 10 HEX HEAD CAP SCREW, GR5 |
| 4 | 1 | N6 | NUT, HEX, 3/4 -10 GR 5 PLATED |
| 5 | 1 | LW6 | WASHER, SPLIT LOCK, 3/4" |
| 6 | 1 | MF6 | WASHER, FLAT, 3/4" |

CLAMP, 7" X 5" BAR, 1-1/4 SQ, 1X2 OR 1-1/4 X 2 SHANKS

KSC-384-75



118

| REV. | BY | DATE | DESCRIPTION |
|------|----|------|-------------|
| - | - | - | - |
| - | - | - | - |
| - | - | - | - |
| - | - | - | - |

| TOLERANCE UNLESS OTHERWISE NOTED |
|----------------------------------|
| 0/0 +/- 1/32 |
| 0.00 +/- .020 |
| 0.000 +/- .005 |
| 0.0000 +/- .001 |
| ANGLES +/- 1/2 |

SHIELD
AGRICULTURAL EQUIPMENT

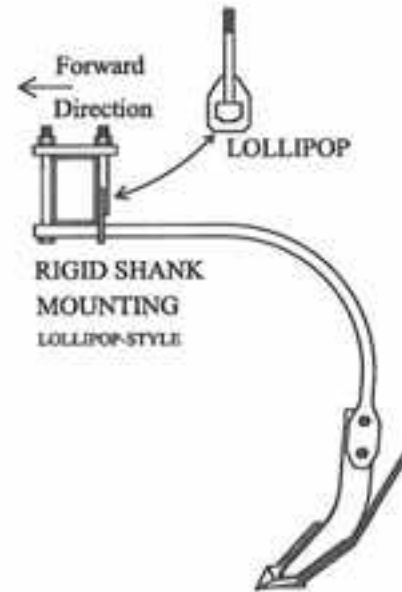
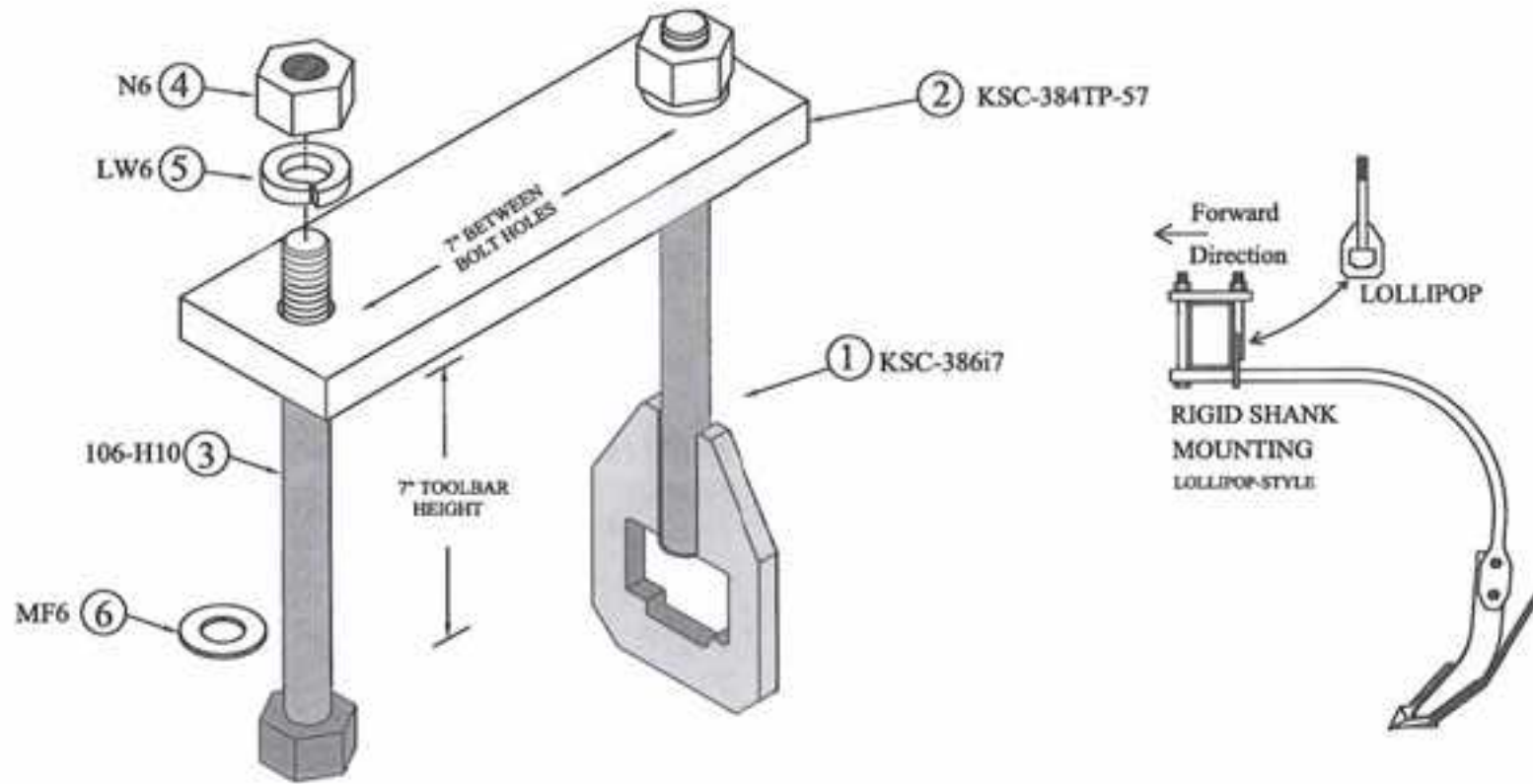
| | |
|-------------------------|-----------------------|
| DRAWN BY: SHORES | DATE: 02/09/09 |
| CHECKED BY: - | DATE: - |

| | | | |
|---|-----------------------------|-------------------------------|-----------|
| DESCRIPTION CLAMP, 7" X 5" BAR, 1-1/4 SQ, 1X2 OR 1-1/4 X 2 SHANKS | MATERIAL ASSEMBLY | PART NO. KSC-384-75 | REV. - |
|---|-----------------------------|-------------------------------|-----------|

| ITEM # | QUAN. | PART # | DESCRIPTION |
|--------|-------|--------------|---|
| 1 | 1 | KSC-386i7 | EYE BOLT W/NUT & LW FOR 7" VERTICAL TOOLBAR |
| 2 | 1 | KSC-384TP-57 | KSC-384 TOP PLATE 7"H TOOLBAR |
| 3 | 1 | 106-H10 | HHCS, 3/4-10 X 10 HEX HEAD CAP SCREW, GR5 |
| 4 | 1 | N6 | NUT, HEX, 3/4 -10 GR 5 PLATED |
| 5 | 1 | LW6 | WASHER, SPLIT LOCK, 3/4" |
| 6 | 1 | MF6 | WASHER, FLAT, 3/4" |

CLAMP, 7" X 7" BAR, 1-1/4 SQ, 1X2 OR 1-1/4 X 2 SHANKS

KSC-384-77



| REV. | BY | DATE | DESCRIPTION |
|------|----|------|-------------|
| - | - | - | - |
| - | - | - | - |
| - | - | - | - |
| - | - | - | - |

| |
|----------------------------------|
| TOLERANCE UNLESS OTHERWISE NOTED |
| 0/0 +/- 1/32 |
| 0.00 +/- .010 |
| 0.000 +/- .005 |
| 0.0000 +/- .001 |
| ANGLES +/- 1/2 |

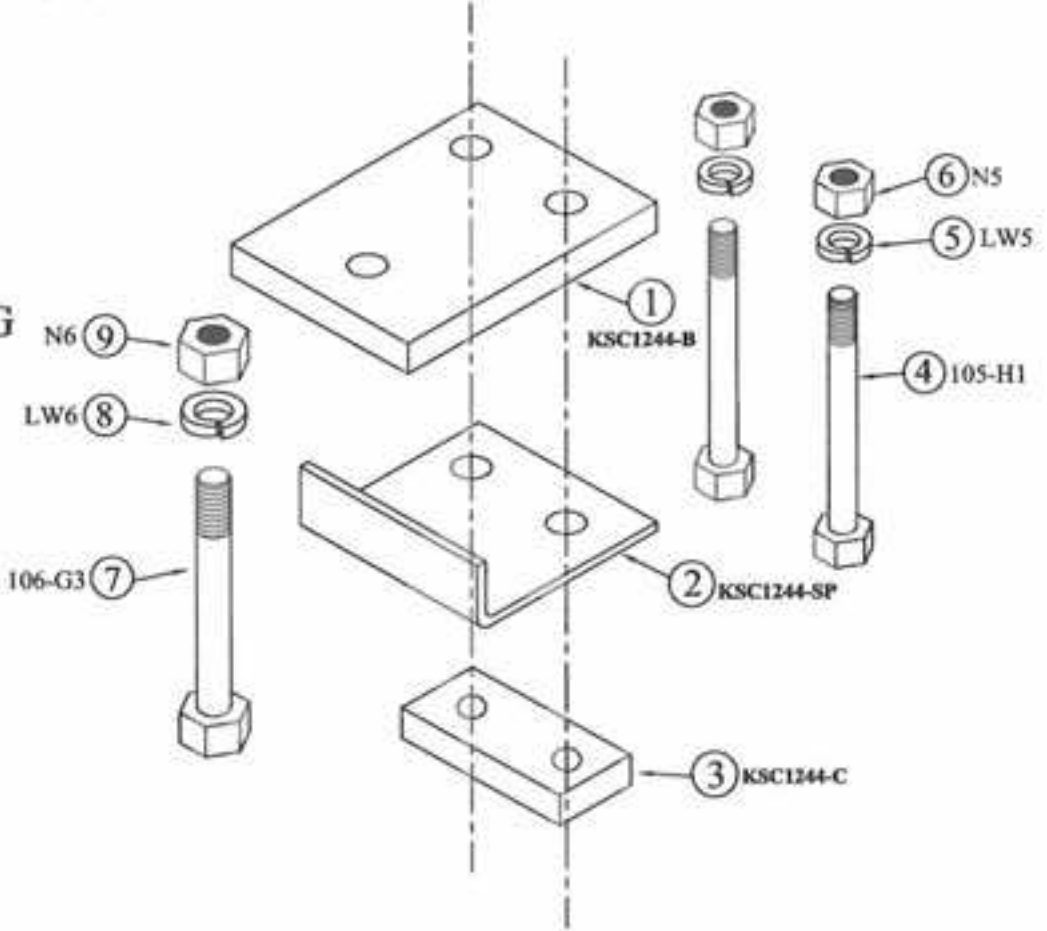
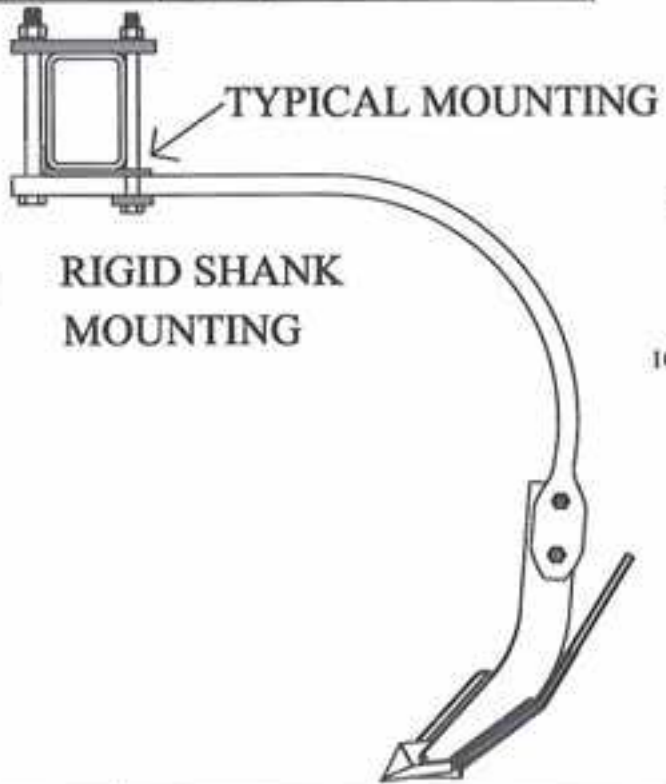
| | |
|---|-----------------------|
| SHIELD AGRICULTURAL EQUIPMENT | |
| DESIGNED BY: SHORES | DATE: 02/09/09 |
| CHECKED BY: - | DATE: - |

| | | | |
|---|-----------------------------|-------------------------------|-----------|
| DESCRIPTION CLAMP, 7" X 7" BAR, 1-1/4 SQ, 1X2 OR 1-1/4 X 2 SHANKS | MATERIAL ASSEMBLY | PART NO. KSC-384-77 | REV. - |
|---|-----------------------------|-------------------------------|-----------|

| ITEM # | QUAN. | PART # | DESCRIPTION |
|--------|-------|------------|----------------------------------|
| 1 | 1 | KSC1244-B | TOP PLATE - 1 X 2 CLAMP |
| 2 | 1 | KSC1244-SP | STABILIZER PLATE - 1 X 2 CLAMP |
| 3 | 1 | KSC1244-C | COUPON FOR 1 X 2 SHANK CLAMP |
| 4 | 2 | 105-H1 | HHCS, 5/8-11 X 8 GR 5 PLATED |
| 5 | 2 | LW5 | WASHER, SPLIT LOCK, 0.625 5/8" |
| 6 | 2 | N5 | NUT, HEX, 5/8-11" PLATED GRADE 5 |
| 7 | 1 | 106-G3 | HHCS, 3/4-10 X 7-1/2 GR 5 PLATED |
| 8 | 1 | LW6 | WASHER, SPLIT LOCK, 3/4" |
| 9 | 1 | N6 | NUT, HEX, 3/4-10 PLATED GRADE 5 |

SHANK CLAMP FOR 4X4" BAR, 1X2 OR 1-1/4 X 2 SHANKS

KSC-1244



| REV. | BY | DATE | DESCRIPTION |
|------|----|------|-------------|
| - | - | - | - |
| - | - | - | - |
| - | - | - | - |
| - | - | - | - |

DESCRIPTION: SHANK CLAMP FOR 4X4" BAR, 1X2 OR 1-1/4 X 2 SHANKS

MATERIAL: ASSEMBLY

YOUR TOLERANCES UNLESS OTHERWISE NOTED

Ø/D +/- 1/32
 0.00 +/- .020
 0.000 +/- .005
 0.0000 +/- .001
 ANGLE +/- 1/2

SHIELD
 AGRICULTURAL EQUIPMENT

DRAWN BY: SHORES DATE: 02/09/09


CHECKED BY: DATE:

PART NO. KSC-1244 REV. -

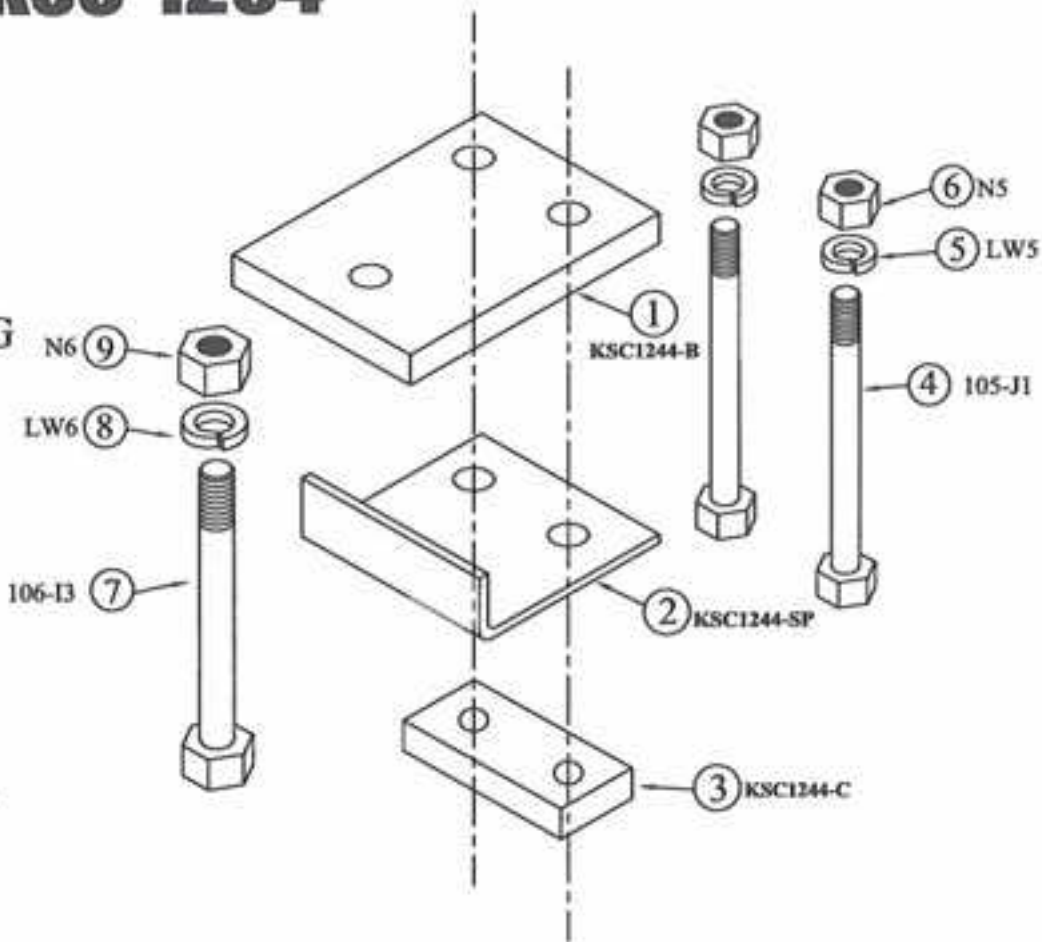
| ITEM # | QUAN. | PART # | DESCRIPTION |
|--------|-------|------------|----------------------------------|
| 1 | 1 | KSC1244-B | TOP PLATE - 1 X 2 CLAMP |
| 2 | 1 | KSC1244-SP | STABILIZER PLATE - 1 X 2 CLAMP |
| 3 | 1 | KSC1244-C | COUPON FOR 1 X 2 SHANK CLAMP |
| 4 | 2 | 105-J1 | HHCS, 5/8-11 X 10 GR 5 PLATED |
| 5 | 2 | LW5 | WASHER, SPLIT LOCK, 0.625 5/8" |
| 6 | 2 | N5 | NUT, HEX, 5/8-11" PLATED GRADE 5 |
| 7 | 1 | 106-I3 | HHCS, 3/4-10 X 9-1/2 GR 5 PLATED |
| 8 | 1 | LW6 | WASHER, SPLIT LOCK, 3/4" |
| 9 | 1 | N6 | NUT, HEX, 3/4-10 PLATED GRADE 5 |

SHANK CLAMP FOR 6"V X 4"H BAR, 1X2 OR 1-1/4 X 2 SHANKS

KSC-1264



RIGID SHANK MOUNTING



| REV. | BY | DATE | DESCRIPTION |
|------|----|------|-------------|
| - | - | - | - |
| - | - | - | - |
| - | - | - | - |
| - | - | - | - |

TOLERANCE UNLESS OTHERWISE NOTED

0/0 +/- 1/32

0.00 +/- .020

0.000 +/- .005

0.0000 +/- .001

ANGLE +/- 1/2

SHIELD
AGRICULTURAL EQUIPMENT


| | |
|---------------------|----------------|
| DESIGNED BY: SHORES | DATE: 02/09/09 |
| CHECKED BY: - | DATE: - |

| | | | |
|---|--------------------|--------------------|---------|
| DESCRIPTION: SHANK CLAMP FOR 6"V X 4"H BAR, 1X2 OR 1-1/4 X 2 SHANKS | MATERIAL: ASSEMBLY | PART NO.: KSC-1264 | REV.: - |
|---|--------------------|--------------------|---------|

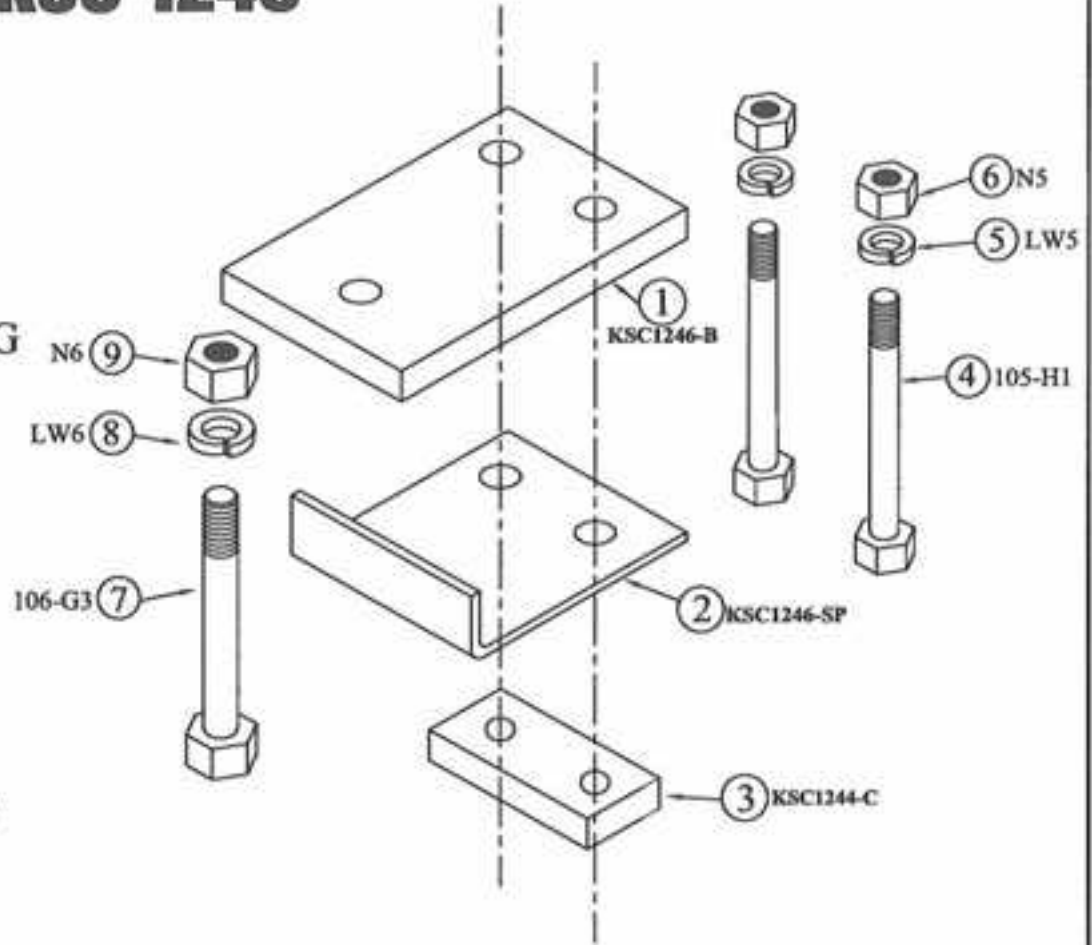
| ITEM # | QUAN. | PART # | DESCRIPTION |
|--------|-------|------------|----------------------------------|
| 1 | 1 | KSC1246-B | TOP PLATE - 1 X 2 CLAMP |
| 2 | 1 | KSC1246-SP | STABILIZER PLATE - 1 X 2 CLAMP |
| 3 | 1 | KSC1244-C | COUPON FOR 1 X 2 SHANK CLAMP |
| 4 | 2 | 105-H1 | HBBS, 5/8-11 X 8 GR 5 PLATED |
| 5 | 2 | LW5 | WASHER, SPLIT LOCK, 5/8" |
| 6 | 2 | N5 | NUT, HEX, 5/8-11" PLATED GRADE 5 |
| 7 | 1 | 106-G3 | HBBS, 3/4-10 X 7-1/2 GR 5 PLATED |
| 8 | 1 | LW6 | WASHER, SPLIT LOCK, 3/4" |
| 9 | 1 | N6 | NUT, HEX, 3/4-10 PLATED GRADE 5 |

SHANK CLAMP FOR 4"V X 6"H BAR, 1X2 OR 1-1/4 X 2 SHANKS

KSC-1246



RIGID SHANK MOUNTING



| REV. | BY | DATE | DESCRIPTION |
|------|----|------|-------------|
| - | - | - | - |
| - | - | - | - |
| - | - | - | - |
| - | - | - | - |

TOLERANCE UNLESS OTHERWISE NOTED
 0/0 +/- 1/32
 0.00 +/- .020
 0.000 +/- .005
 0.0000 +/- .001
 ANGLES +/- 1/2

SHIELD
 AGRICULTURAL EQUIPMENT

DESIGN BY: SHORES DATE: 02/09/09
 CHECKED BY: DATE: -

DESCRIPTION
SHANK CLAMP FOR 4"V X 6"H BAR, 1X2 OR 1-1/4 X 2 SHANKS

MATERIAL
ASSEMBLY

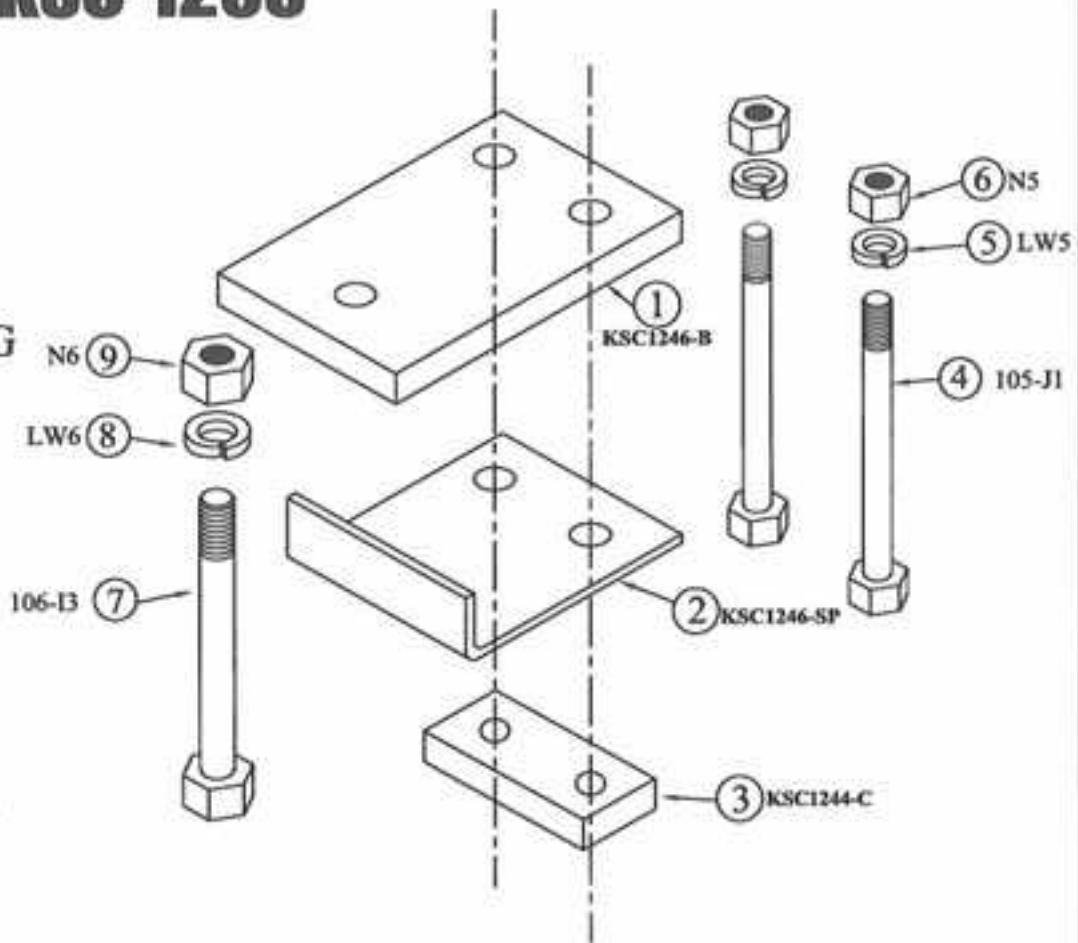
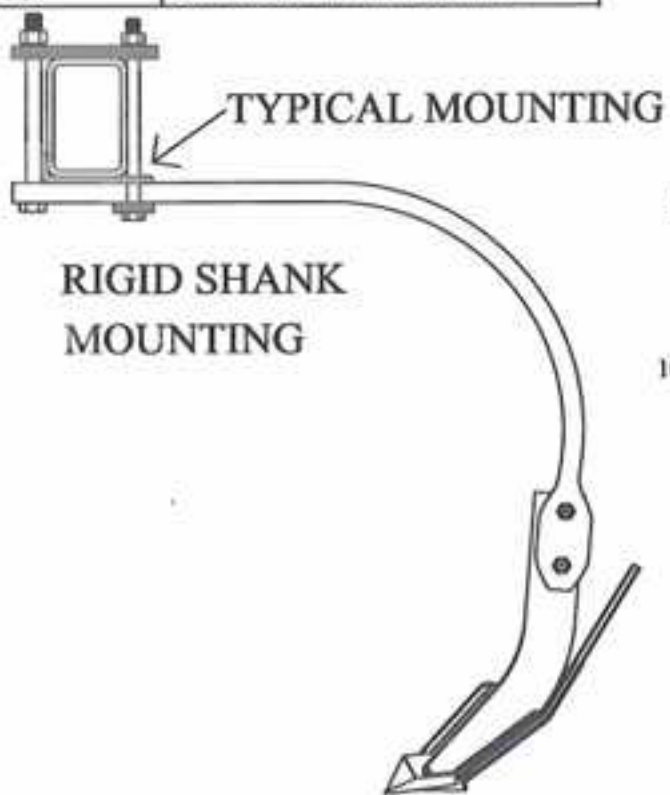
PART NO.
KSC-1246

REV.
 -

| ITEM # | QUAN. | PART # | DESCRIPTION |
|--------|-------|------------|----------------------------------|
| 1 | 1 | KSC1246-B | TOP PLATE - 1 X 2 CLAMP |
| 2 | 1 | KSC1246-SP | STABILIZER PLATE - 1 X 2 CLAMP |
| 3 | 1 | KSC1244-C | COUPON FOR 1 X 2 SHANK CLAMP |
| 4 | 2 | 105-J1 | HHCS, 5/8-11 X 10 GR 5 PLATED |
| 5 | 2 | LW5 | WASHER, SPLIT LOCK, 5/8" |
| 6 | 2 | N5 | NUT, HEX, 5/8-11" PLATED GRADE 5 |
| 7 | 1 | 106-I3 | HHCS, 3/4-10 X 9-1/2 GR 5 PLATED |
| 8 | 1 | LW6 | WASHER, SPLIT LOCK, 3/4" |
| 9 | 1 | N6 | NUT, HEX, 3/4-10 PLATED GRADE 5 |

SHANK CLAMP FOR 6 X 6 BAR, 1X2 OR 1-1/4 X 2 SHANKS

KSC-1266



| REV. | BY | DATE | DESCRIPTION |
|------|----|------|-------------|
| - | - | - | - |
| - | - | - | - |
| - | - | - | - |
| - | - | - | - |

| TOLERANCE UNLESS OTHERWISE NOTED |
|----------------------------------|
| 0/0 +/- 1/32 |
| 0.00 +/- .020 |
| 0.000 +/- .005 |
| 0.0000 +/- .001 |
| ANGLES +/- 1/2 |

| | |
|---|-----------------------|
| SHIELD AGRICULTURAL EQUIPMENT | |
| DESIGNED BY: SHORES | DATE: 02/09/09 |
| CHECKED BY: _____ | DATE: _____ |

| | | | |
|--|-----------------------------|-----------------------------|------------------|
| DESCRIPTION SHANK CLAMP FOR 6 X 6 BAR, 1X2 OR 1-1/4 X 2 SHANKS | MATERIAL ASSEMBLY | PART NO. KSC-1266 | REV. - |
|--|-----------------------------|-----------------------------|------------------|

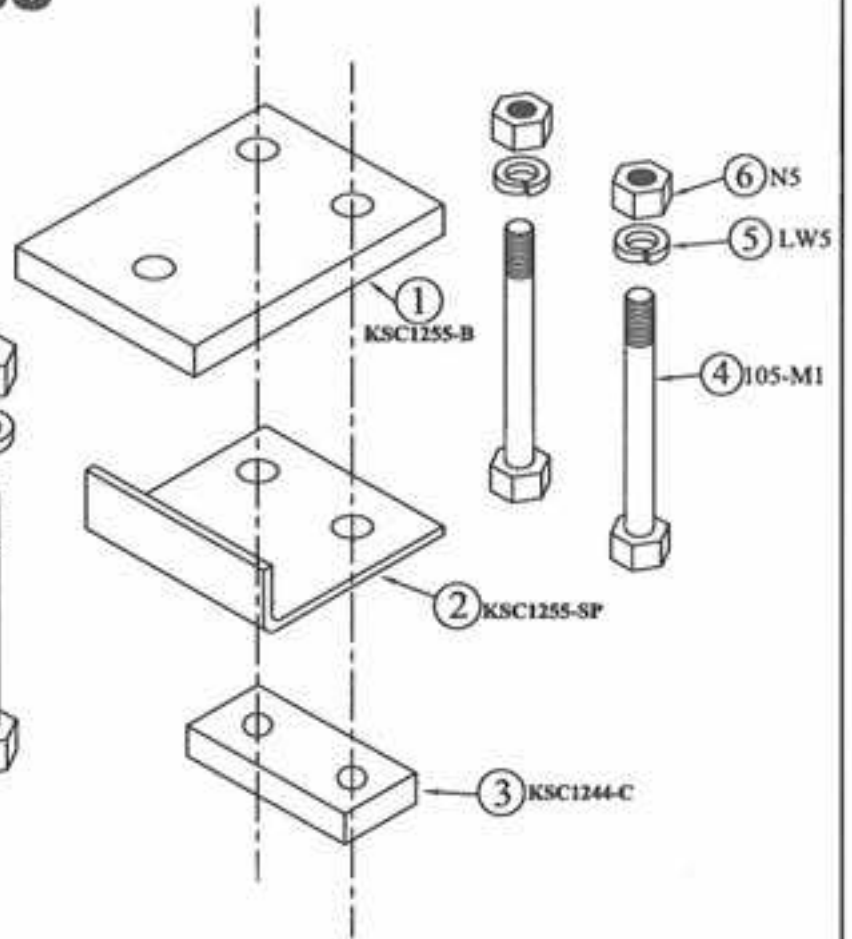
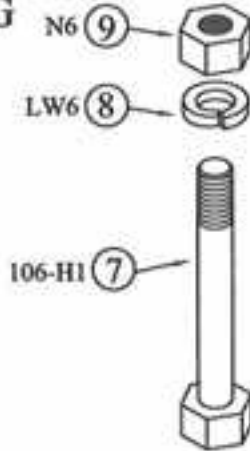
| ITEM # | QUAN. | PART # | DESCRIPTION |
|--------|-------|------------|----------------------------------|
| 1 | 1 | KSC1255-B | TOP PLATE - 1 X 2 CLAMP |
| 2 | 1 | KSC1255-SP | STABILIZER PLATE - 1 X 2 CLAMP |
| 3 | 1 | KSC1244-C | COUPON FOR 1 X 2 SHANK CLAMP |
| 4 | 2 | 105-M1 | HHCS, 5/8-11 X 9 GR 5 PLATED |
| 5 | 2 | LW5 | WASHER, SPLIT LOCK, 5/8" |
| 6 | 2 | N5 | NUT, HEX, 5/8-11" PLATED GRADE 5 |
| 7 | 1 | 106-H1 | HHCS, 3/4-10 X 8 GR 5 PLATED |
| 8 | 1 | LW6 | WASHER, SPLIT LOCK, 3/4" |
| 9 | 1 | N6 | NUT, HEX, 3/4-10 PLATED GRADE 5 |

SHANK CLAMP FOR 5 X 5 BAR, 1X2 OR 1-1/4 X 2 SHANKS

KSC-1255



RIGID SHANK MOUNTING



| REV. | BY | DATE | DESCRIPTION |
|------|----|------|-------------|
| - | - | - | - |
| - | - | - | - |
| - | - | - | - |
| - | - | - | - |

TOLERANCE UNLESS OTHERWISE NOTED

Ø/D +/- 1/32
0.00 +/- .020
0.000 +/- .005
0.0000 +/- .001
ANGLE +/- 1/2

SHIELD
AGRICULTURAL EQUIPMENT

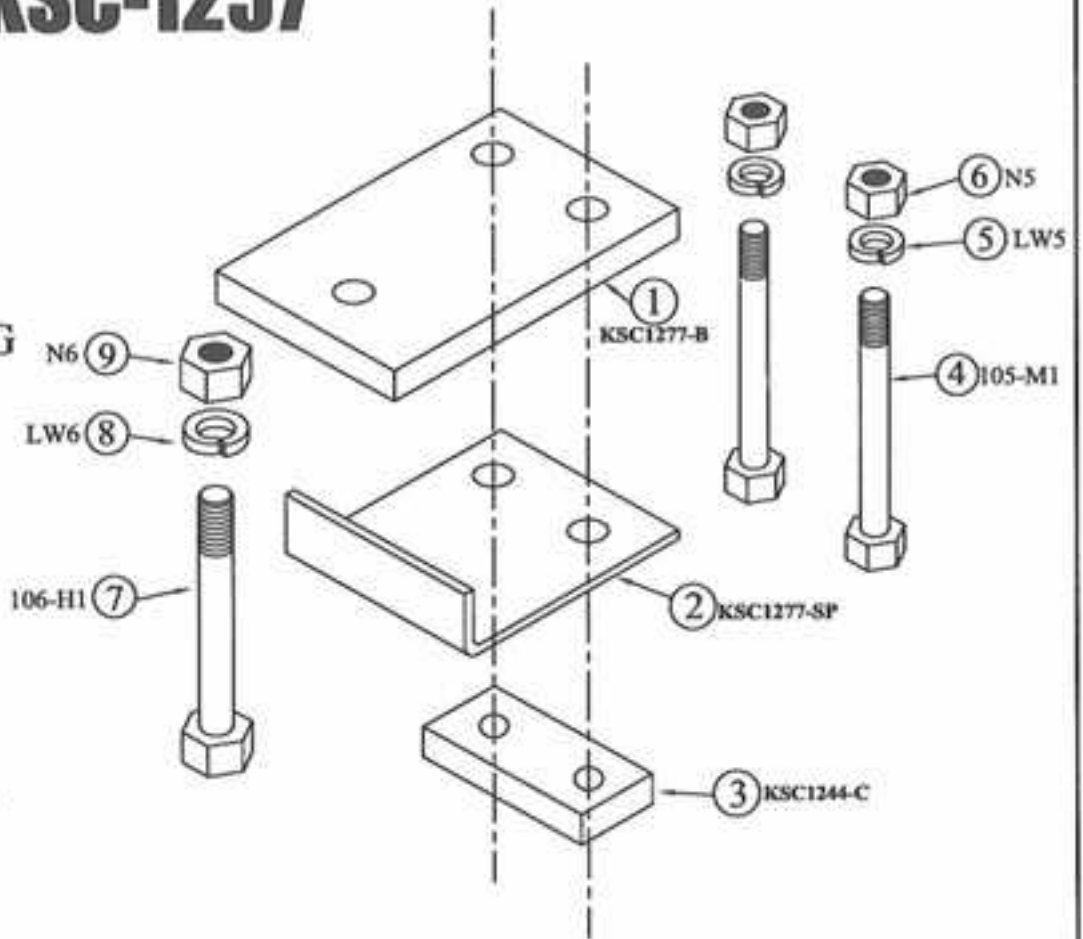
| | |
|------------------|----------------|
| DRAWN BY: SHORES | DATE: 02/09/09 |
| CHECKED BY: - | DATE: - |

| | | | |
|--|-----------------------------|-----------------------------|-----------|
| DESCRIPTION SHANK CLAMP FOR 5 X 5 BAR, 1X2 OR 1-1/4 X 2 SHANKS | MATERIAL ASSEMBLY | PART NO. KSC-1255 | REV. - |
|--|-----------------------------|-----------------------------|-----------|

| ITEM # | QUAN. | PART # | DESCRIPTION |
|--------|-------|------------|----------------------------------|
| 1 | 1 | KSC1277-B | TOP PLATE - 1 X 2 CLAMP |
| 2 | 1 | KSC1277-SP | STABILIZER PLATE - 1 X 2 CLAMP |
| 3 | 1 | KSC1244-C | COUPON FOR 1 X 2 SHANK CLAMP |
| 4 | 2 | 105-M1 | HHCS, 5/8-11 X 9 GR 5 PLATED |
| 5 | 2 | LW5 | WASHER, SPLIT LOCK, 5/8" |
| 6 | 2 | N5 | NUT, HEX, 5/8-11" PLATED GRADE 5 |
| 7 | 1 | 106-H1 | HHCS, 3/4-10 X 8 GR 5 PLATED |
| 8 | 1 | LW6 | WASHER, SPLIT LOCK, 3/4" |
| 9 | 1 | N6 | NUT, HEX, 3/4-10 PLATED GRADE 5 |

SHANK CLAMP FOR 5"V X 7"H BAR, 1X2 OR 1-1/4 X 2 SHANKS

KSC-1257



| REV. | BY | DATE | DESCRIPTION |
|------|----|------|-------------|
| - | - | - | - |
| - | - | - | - |
| - | - | - | - |
| - | - | - | - |

TOLERANCE UNLESS OTHERWISE NOTED

0/0 +/- 1/32
0.00 +/- .020
0.000 +/- .005
0.0000 +/- .001
ANGLE +/- 1/2

SHIELD
AGRICULTURAL EQUIPMENT

DESIGNED BY: **SNORES** DATE: **02/09/09**
CHECKED BY: DATE: -


| | | | |
|--|-----------------------------|-----------------------------|-----------|
| DESCRIPTION SHANK CLAMP FOR 5"V X 7"H BAR, 1X2 OR 1-1/4 X 2 SHANKS | MATERIAL ASSEMBLY | PART NO. KSC-1257 | REV. - |
|--|-----------------------------|-----------------------------|-----------|

125

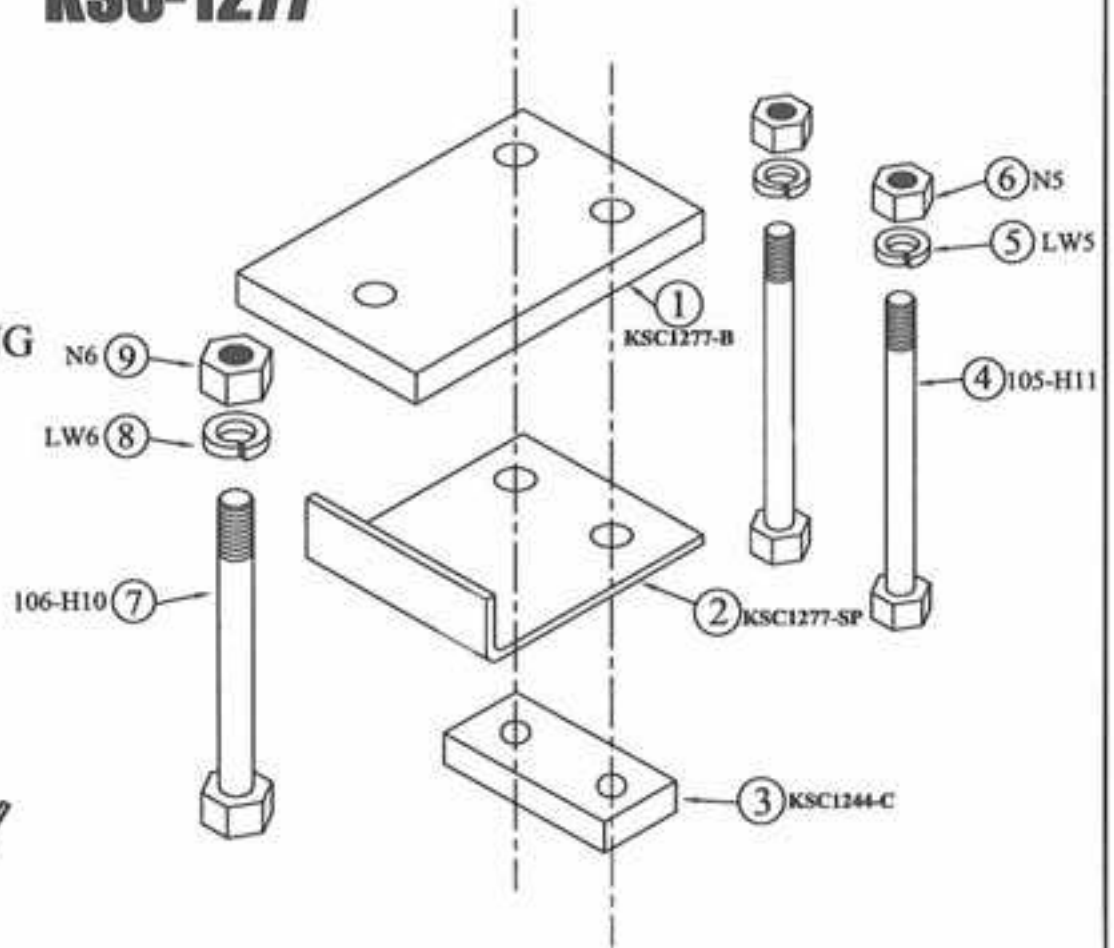
| ITEM # | QUAN. | PART # | DESCRIPTION |
|--------|-------|------------|----------------------------------|
| 1 | 1 | KSC1277-B | TOP PLATE - 1 X 2 CLAMP |
| 2 | 1 | KSC1277-SP | STABILIZER PLATE - 1 X 2 CLAMP |
| 3 | 1 | KSC1244-C | COUPON FOR 1 X 2 SHANK CLAMP |
| 4 | 2 | 105-H11 | HHCS, 5/8-11 X 11 GR 5 PLATED |
| 5 | 2 | LW5 | WASHER, SPLIT LOCK, 5/8" |
| 6 | 2 | N5 | NUT, HEX, 5/8-11" PLATED GRADE 5 |
| 7 | 1 | 106-H10 | HHCS, 3/4-10 X 10 GR 5 PLATED |
| 8 | 1 | LW6 | WASHER, SPLIT LOCK, 3/4" |
| 9 | 1 | N6 | NUT, HEX, 3/4-10 PLATED GRADE 5 |

SHANK CLAMP FOR 7 X 7 BAR, 1X2 OR 1-1/4 X 2 SHANKS

KSC-1277



RIGID SHANK MOUNTING



126

| REV. | BY | DATE | DESCRIPTION |
|------|----|------|-------------|
| - | - | - | - |
| - | - | - | - |
| - | - | - | - |
| - | - | - | - |

TOLERANCE UNLESS OTHERWISE NOTED

0/0 +/- 1/32
0.00 +/- .020
0.000 +/- .000
0.0000 +/- .001
ANGLE +/- 1/2

SHIELD
AGRICULTURAL EQUIPMENT

DRAWN BY: SHORES DATE: 02/09/09
CHECKED BY: DATE: -

DESCRIPTION
SHANK CLAMP FOR 7 X 7 BAR, 1X2 OR 1-1/4 X 2 SHANKS

MATERIAL
ASSEMBLY

PART NO.
KSC-1277

REV.
-

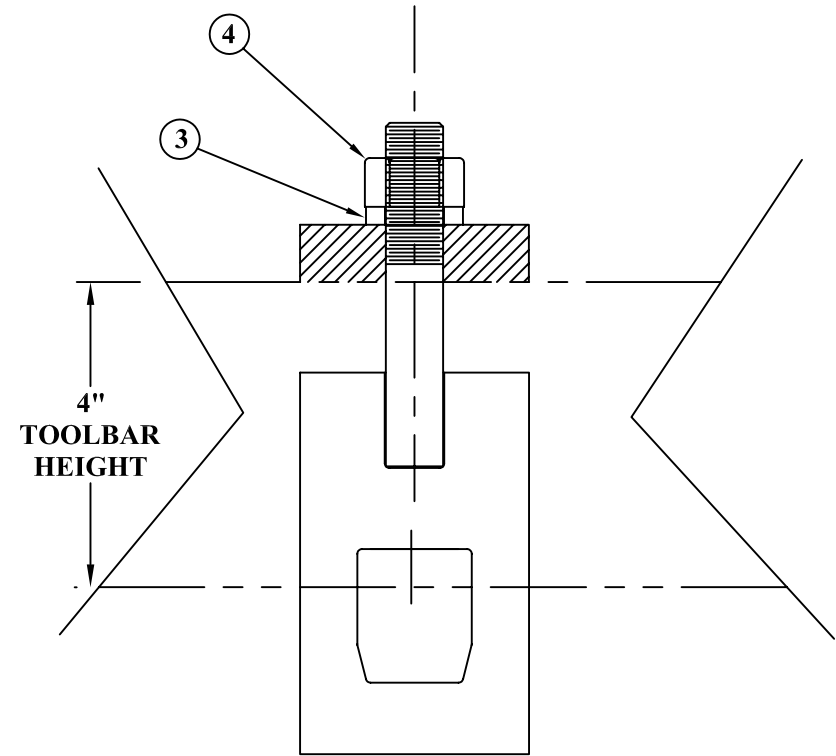
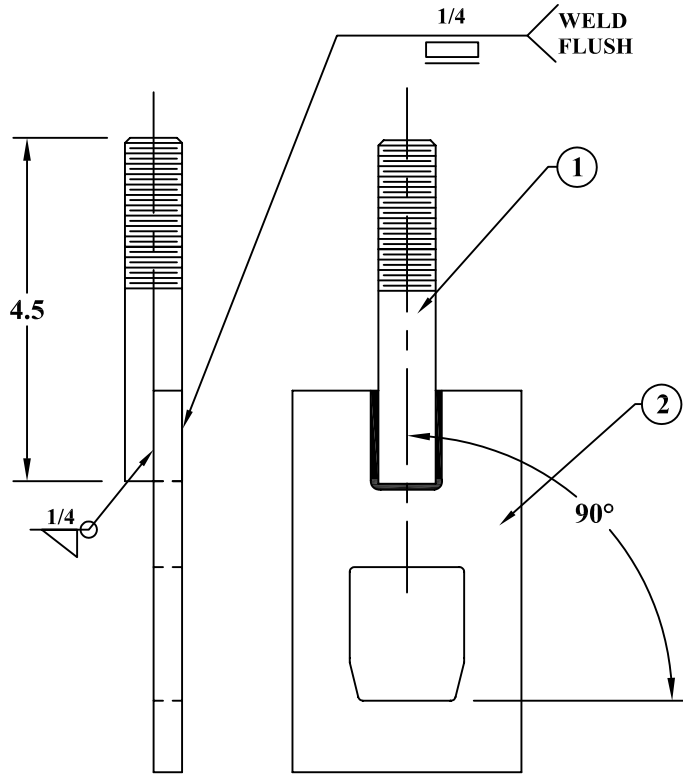
EYE BOLTS (lollipops), Soil End Knife Clamps and Service Parts

| Part # | Description | Unit Weight, lbs |
|------------------------------|---|-----------------------------|
| EYE BOLTS (lollipops) | FOR VERTICAL MEASUREMENT TOOLBAR SIZE LISTED | Weight not available |
| KSC-384i | 4" bar Eye Bolt w/Nut/Lock Washer for 1-1/4" sq shanks only | Weight not available |
| KSC-384i1142 | 4" bar Eye Bolt w/hdwre for 1-1/4" square, 1x2" or 1-1/4 X 2 shanks | Weight not available |
| KSC-386i5 | 5" bar Eye Bolt w/hdwre for 1-1/4" square, 1x2" or 1-1/4 X 2 shanks | Weight not available |
| KSC-386i6 | 6" bar Eye Bolt w/hdwre for 1-1/4" square, 1x2" or 1-1/4 X 2 shanks | Replaces KSC384i-6SP |
| KSC-386i7 | 7" bar Eye Bolt w/hdwre for 1-1/4" square, 1x2" or 1-1/4 X 2 shanks | Weight not available |
| SOIL END knife clamps | FOR SHANK SIZES LISTED | |
| KSC-1212 | Soil end knife clamp for 1 X 2 shank | Weight not available |
| KSC-385 | Soil end knife clamp for 1-1/4" Square shank | Weight not available |
| | | |
| KSC-125SP | 4" horiz stabilizer Plate for KSC-384 & 1-1/4" square shanks | Weight not available |

| ITEM # | QUAN. | PART # | DESCRIPTION |
|--------|-------|---------|-----------------------|
| 1 | 1 | KSC384B | STUD, 3/4-10 x 4½ |
| 2 | 1 | KSC384F | BOLT FLAT |
| 3 | 1 | LW6 | 3/4 SPLIT LOCK WASHER |
| 4 | 1 | N6 | 3/4 - 10 HEX NUT |

EYEBOLT, 4" V BAR FOR 1-1/4 SQ SHANKS ONLY

KSC-384i



SHOWN ON TOOLBAR

| REV. | BY | DATE | DESCRIPTION |
|------|----|------|-------------|
| - | - | - | - |
| - | - | - | - |
| - | - | - | - |
| - | - | - | - |

TOLERANCE UNLESS OTHERWISE NOTED
 0/0 +/- 1/32
 0.00 +/- .020
 0.000 +/- .005
 0.0000 +/- .001
 ANGLE +/- 1/2

SHIELD
 AGRICULTURAL EQUIPMENT

DRAWN BY: **SHORES** DATE: **5\29\07**
 CHECKED BY: **-** DATE: **-**

DESCRIPTION **EYEBOLT, 4" V BAR FOR 1-1/4 SQ SHANKS ONLY**

MATERIAL **WELDMENT & ASSEMBLY**

PART NO. **KSC-384i**

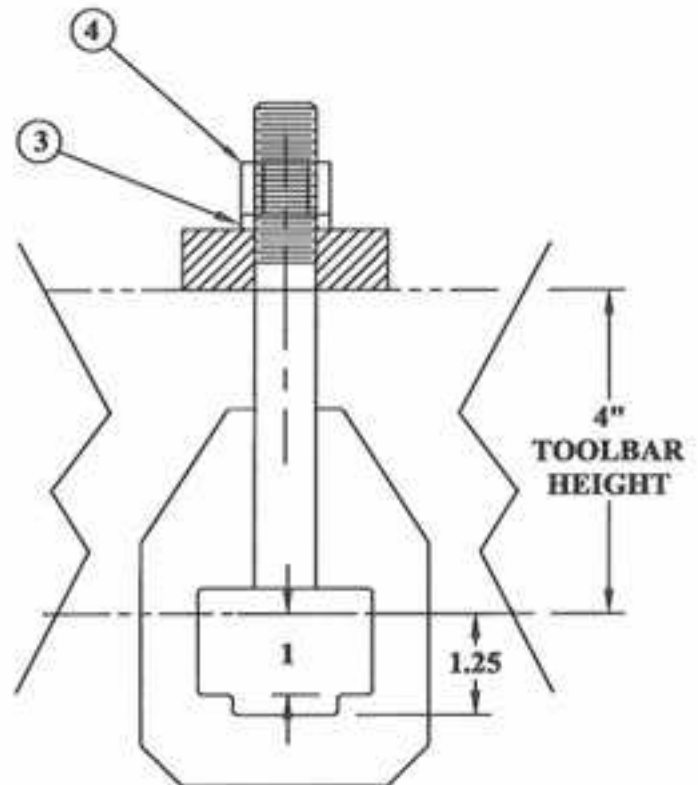
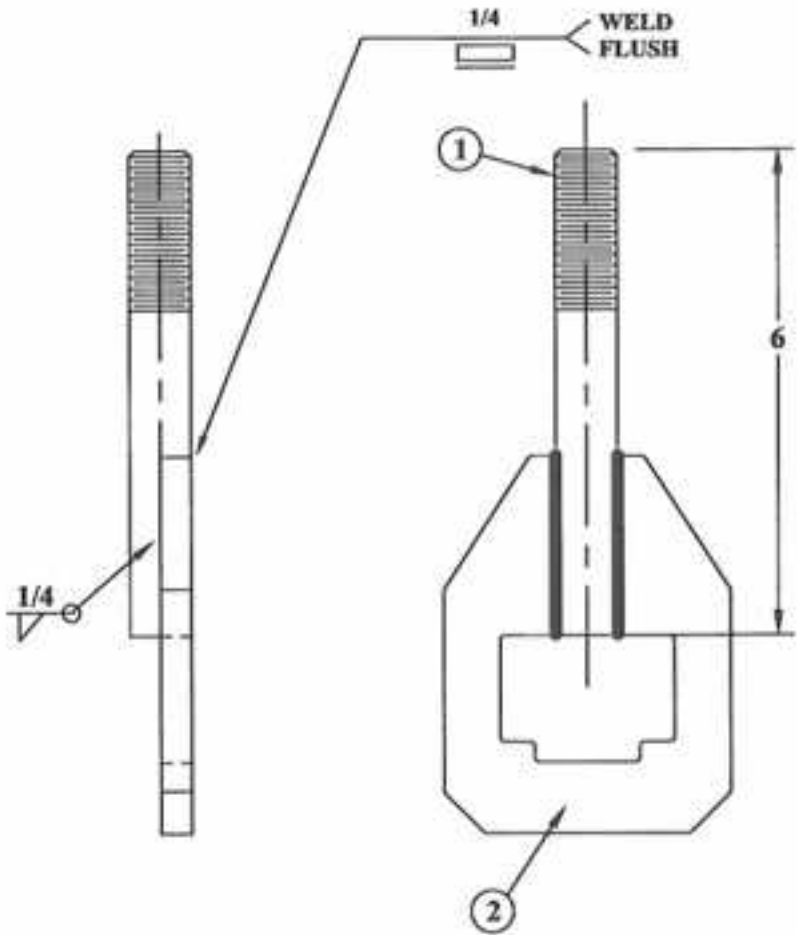
REV. **-**

129

| ITEM # | QUAN. | PART # | DESCRIPTION |
|--------|-------|-----------|-----------------------|
| 1 | 1 | KSC386BLT | 3/4 - 10 x 6 STUD |
| 2 | 1 | KSC 386B | PLATE FOR KSC-386 |
| 3 | 1 | LW6 | 3/4 SPLIT LOCK WASHER |
| 4 | 1 | N6 | 3/4 - 10 HEX NUT |

EYEBOLT, 4" V BAR, 1-1/4 SQ or 1-1/4 X 2 SHANKS

KSC-384i1142



SHOWN ON TOOLBAR

| REV. | BY | DATE | DESCRIPTION |
|------|----|------|-------------|
| - | - | - | - |
| - | - | - | - |
| - | - | - | - |
| - | - | - | - |

TOLERANCE UNLESS OTHERWISE NOTED

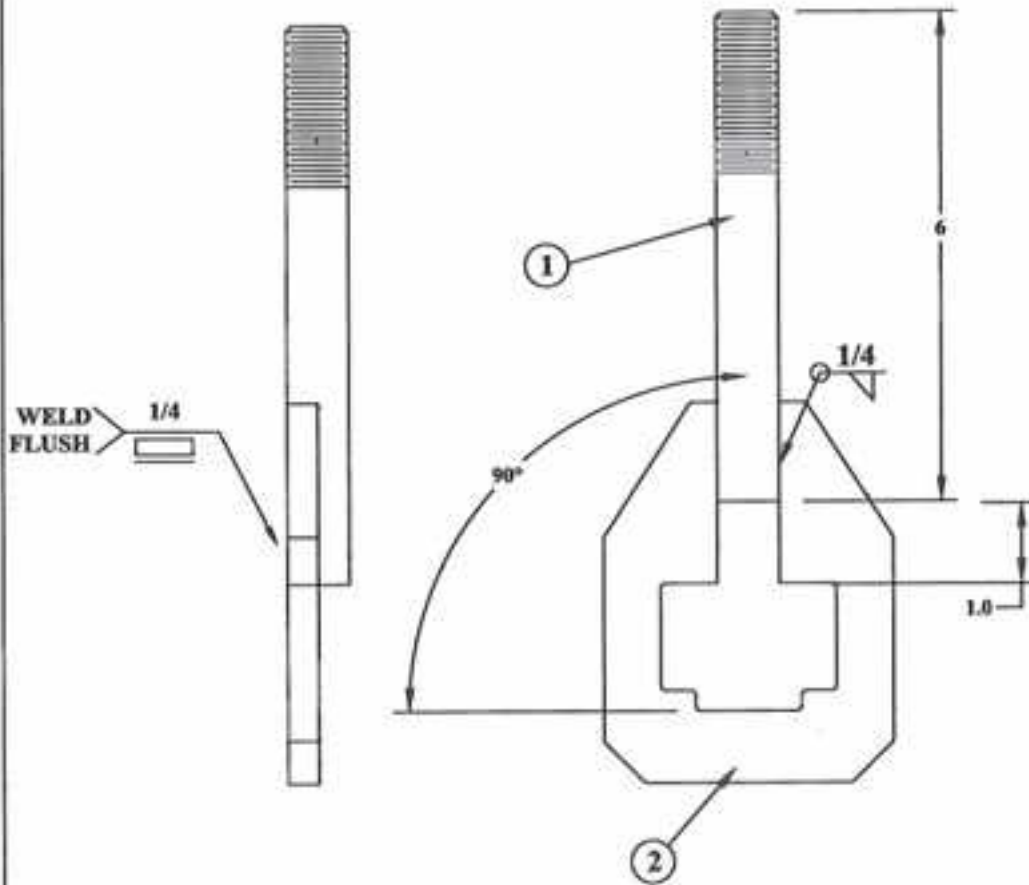
| | |
|------------|------|
| 0/0 +/- | 1/32 |
| 0.00 +/- | .020 |
| 0.000 +/- | .005 |
| 0.0000 +/- | .001 |
| ANGLE +/- | 1/2 |

SHIELD
AGRICULTURAL EQUIPMENT

| | |
|-------------------------|-----------------------|
| DRAWN BY: SHORES | DATE: 05-30-07 |
| CHECKED BY: - | DATE: - |

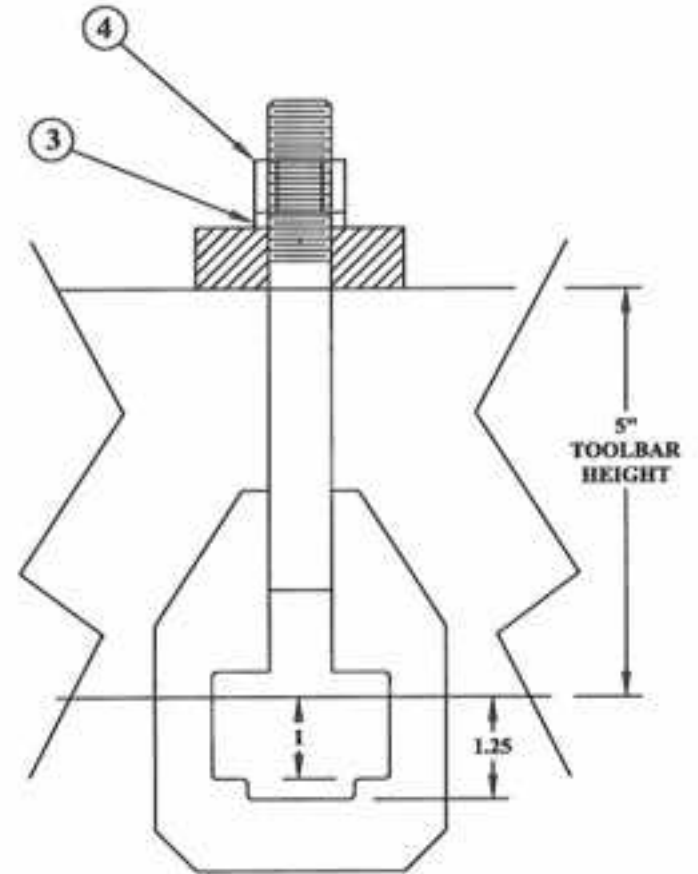
| | | | |
|---|--|---------------------------------|-----------|
| DESCRIPTION EYEBOLT, 4" V BAR, 1-1/4 SQ or 1-1/4 X 2 SHANKS | MATERIAL WELDMENT & ASSEMBLY | PART NO. KSC-384i1142 | REV. - |
|---|--|---------------------------------|-----------|

| ITEM # | QUAN. | PART # | DESCRIPTION |
|--------|-------|-----------|-----------------------|
| 1 | 1 | KSC386BLT | 3/4-10 x 6 STUD |
| 2 | 1 | KSC386B | PLATE FOR KSC-386 |
| 3 | 1 | LW6 | 3/4 SPLIT LOCK WASHER |
| 4 | 1 | N6 | 3/4 - 10 HEX NUT |



EYEBOLT, 5" V BAR, 1-1/4 SQ, 1X2 OR 1-1/4 X 2 SHANKS

KSC-386i5



SHOWN ON TOOLBAR

| REV. | BY | DATE | DESCRIPTION |
|------|----|------|-------------|
| - | - | - | - |
| - | - | - | - |
| - | - | - | - |
| - | - | - | - |

TOLERANCE UNLESS OTHERWISE NOTED

| | |
|------------|------|
| 0/0 +/- | 1/32 |
| 0.00 +/- | .020 |
| 0.000 +/- | .003 |
| 0.0000 +/- | .001 |
| ANGLES +/- | 1/2 |

SHIELD
AGRICULTURAL EQUIPMENT

| | |
|------------------|----------------|
| DRAWN BY: SHORES | DATE: 05-30-07 |
| CHECKED BY: - | DATE: - |

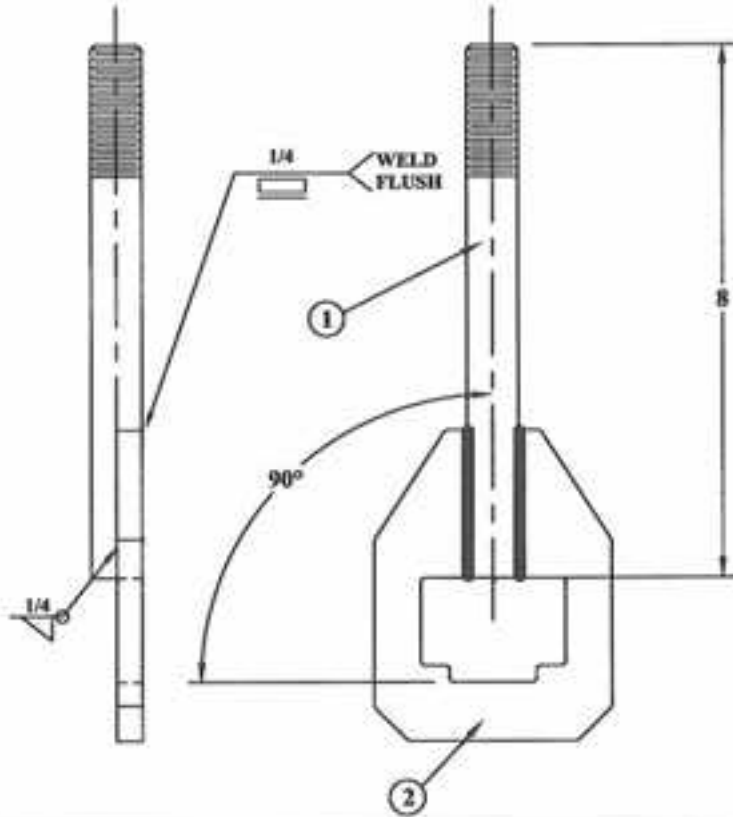
DESCRIPTION
EYEBOLT, 5" V BAR, 1-1/4 SQ, 1X2 OR 1-1/4 X 2 SHANKS

MATERIAL
WELDMENT & ASSEMBLY

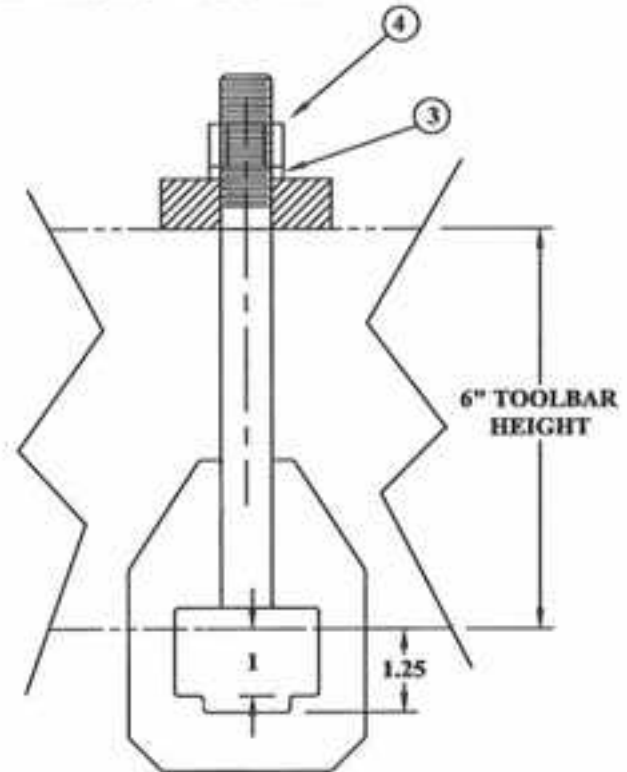
PART NO.
KSC-386i5

REV.
-

| ITEM # | QUAN. | PART # | DESCRIPTION |
|--------|-------|------------|-----------------------|
| 1 | 1 | KSC386HLT2 | 3/4-10 x 8 STUD |
| 2 | 1 | KSC386B | PLATE FOR KSC-386 |
| 3 | 1 | LW6 | 3/4 SPLIT LOCK WASHER |
| 4 | 1 | N6 | 3/4 - 10 HEX NUT |



**EYEBOLT, 6" V BAR, 1-1/4 SQ, 1K2 OR 1-1/4 X 2 SHANKS
THIS PART NUMBER IS KSC-386IG
REPLACES KSC-384I-6SP**



SHOWN ON TOOLBAR

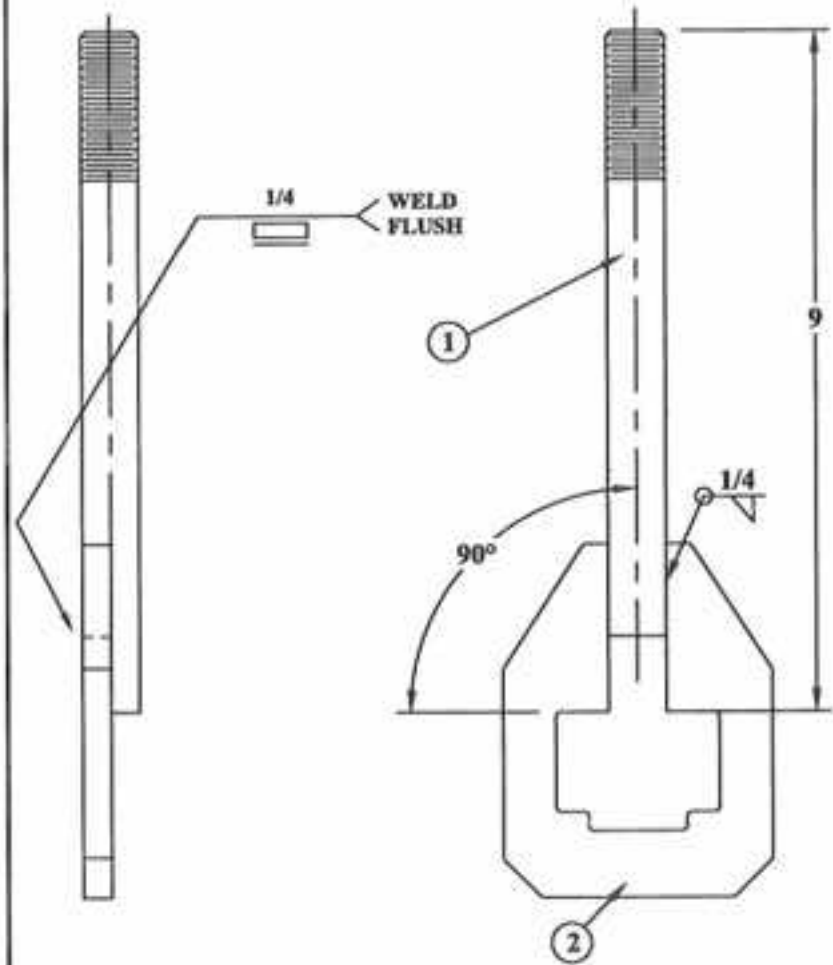
| REV. | BY | DATE | DESCRIPTION |
|------|----|------|-------------|
| - | - | - | - |
| - | - | - | - |
| - | - | - | - |
| - | - | - | - |

| |
|-----------------------------------|
| TOLERANCES UNLESS OTHERWISE NOTED |
| 0.00 +/- 1/32 |
| 0.00 +/- .020 |
| 0.000 +/- .005 |
| 0.000 +/- .001 |
| ANGLES +/- 1/2 |

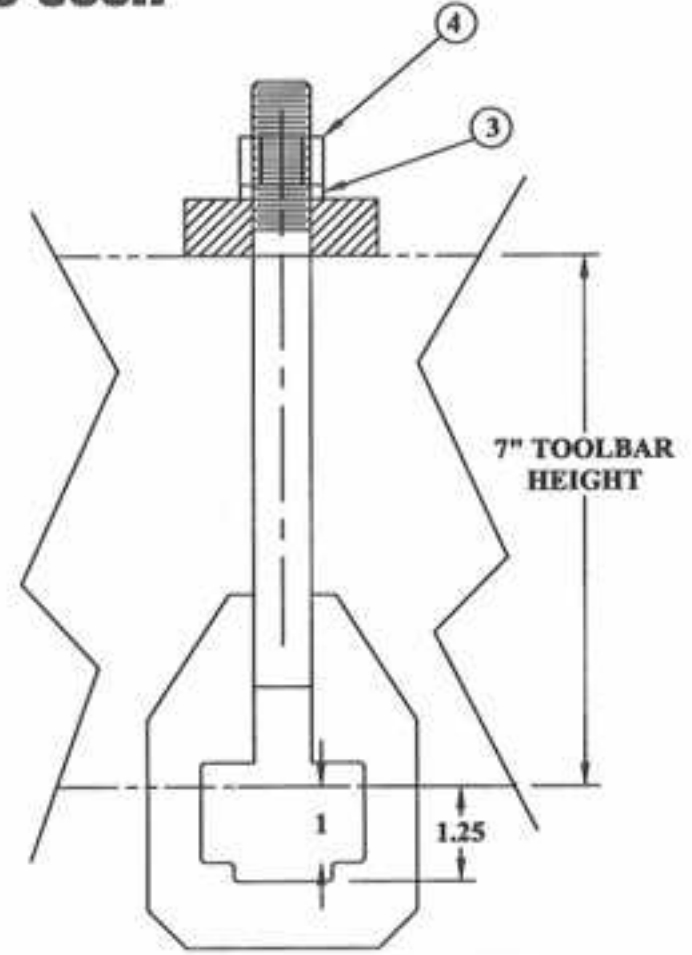
| | |
|---|----------------|
| SHIELD AGRICULTURAL EQUIPMENT | |
| DESIGN BY: SHORES | DATE: 05-30-07 |
| CHECKED BY: - | DATE: - |

| | | | |
|--|--|------------------------------|-----------|
| DESCRIPTION EYEBOLT, 6" V BAR, 1-1/4 SQ, 1K2 OR 1-1/4 X 2 SHANKS | MATERIAL WELDMENT & ASSEMBLY | PART NO. KSC-386IG | REV. - |
|--|--|------------------------------|-----------|

| ITEM # | QUAN. | PART # | DESCRIPTION |
|--------|-------|------------|-----------------------|
| 1 | 1 | KSC386BLT2 | 3/4-10 X 8 STUD |
| 2 | 1 | KSC386B | PLATE FOR KSC-386 |
| 3 | 1 | LW6 | 3/4 SPLIT LOCK WASHER |
| 4 | 1 | N6 | 3/4 - 10 HEX NUT |



EYEBOLT, 7" V BAR, 1-1/4 SQ, 1X2 OR 1-1/4 X 2 SHANKS KSC-386i7



SHOWN ON TOOLBAR

| REV. | BY | DATE | DESCRIPTION |
|------|----|------|-------------|
| - | - | - | - |
| - | - | - | - |
| - | - | - | - |
| - | - | - | - |

TOLERANCE UNLESS OTHERWISE NOTED

| |
|-----------------|
| 0/0 +/- 1/32 |
| 0.00 +/- .020 |
| 0.000 +/- .005 |
| 0.0000 +/- .001 |
| ANGLE +/- 1/2 |

SHIELD
AGRICULTURAL EQUIPMENT

| | |
|----------------------------|-----------------------|
| DESIGNED BY: SHORES | DATE: 05-31-07 |
| CHECKED BY: - | DATE: - |

DESCRIPTION
EYEBOLT, 7" V BAR, 1-1/4 SQ, 1X2 OR 1-1/4 X 2 SHANKS

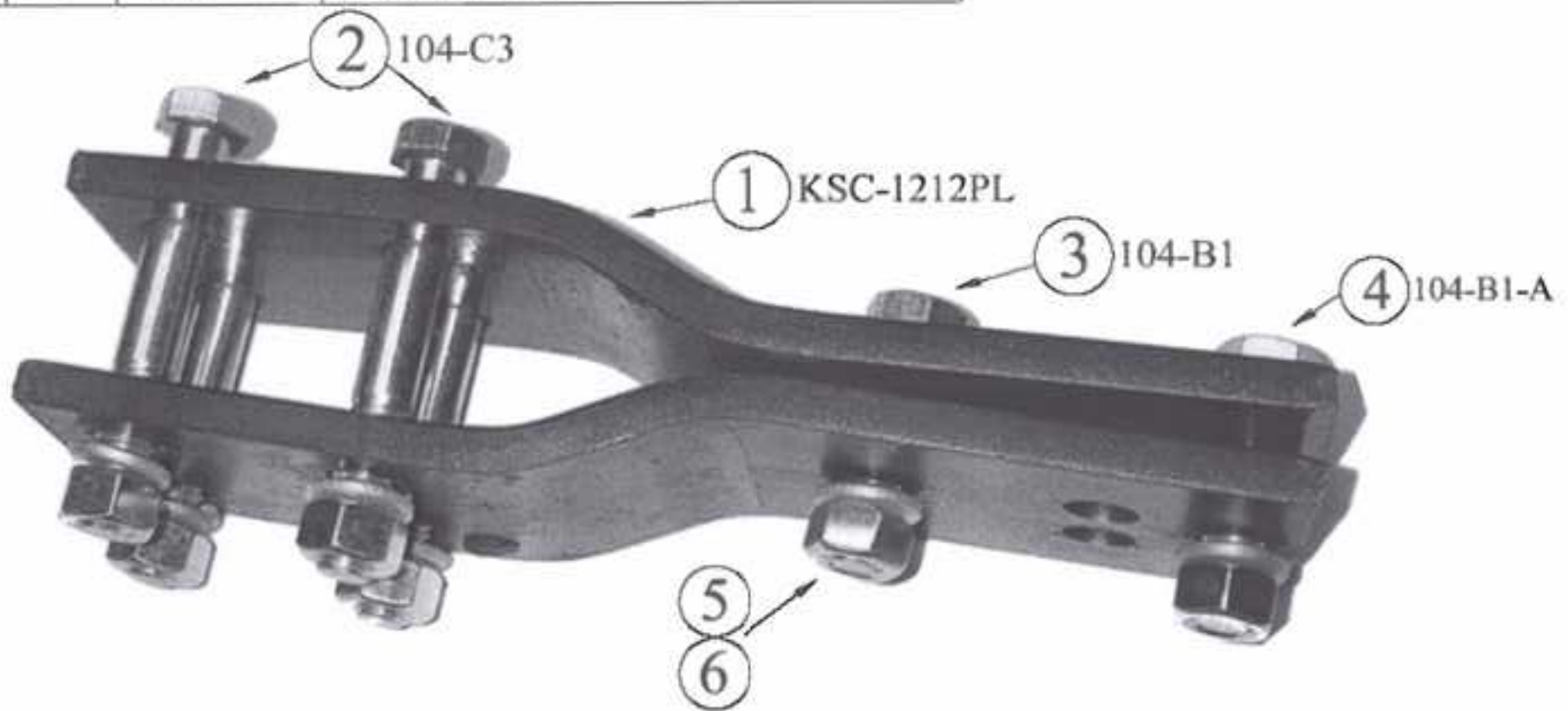
MATERIAL
WELDMENT & ASSEMBLY

PART NO.
KSC-386i7

REV.
-

| ITEM # | QUAN. | PART # | DESCRIPTION |
|--------|-------|------------|-------------------------------|
| 1 | 2 | KSC-1212PL | KSC-1212 SIDE PLATE 2/CLAMP |
| 2 | 4 | 104-C3 | HHCS, 1/2-13 X 3 1/2 GR5 BOLT |
| 3 | 1 | 104-B1 | HHCS, 1/2- 13 X 2 GRADE 5 |
| 4 | 1 | 104-B1-A | HHCS, 1/2- 13 X 2 GRADE 2 |
| 5 | 6 | N4 | 1/2- 13 HEXNUT |
| 6 | 6 | LW4 | 1/2" LOCKWASHER |

KNIFE CLAMP FOR 1X2 SHANK THAT DOES NOT HAVE SOIL END HOLES IN THE SHANK



| - | - | - | - |
|------|----|------|-------------|
| - | - | - | - |
| - | - | - | - |
| - | - | - | - |
| REV. | BY | DATE | DESCRIPTION |

TOLERANCE UNLESS OTHERWISE NOTED

0/0 +/- 1/32

0.00 +/- .000

0.000 +/- .000

0.0000 +/- .0001

ANGLES +/- 1/2

SHIELD
AGRICULTURAL EQUIPMENT

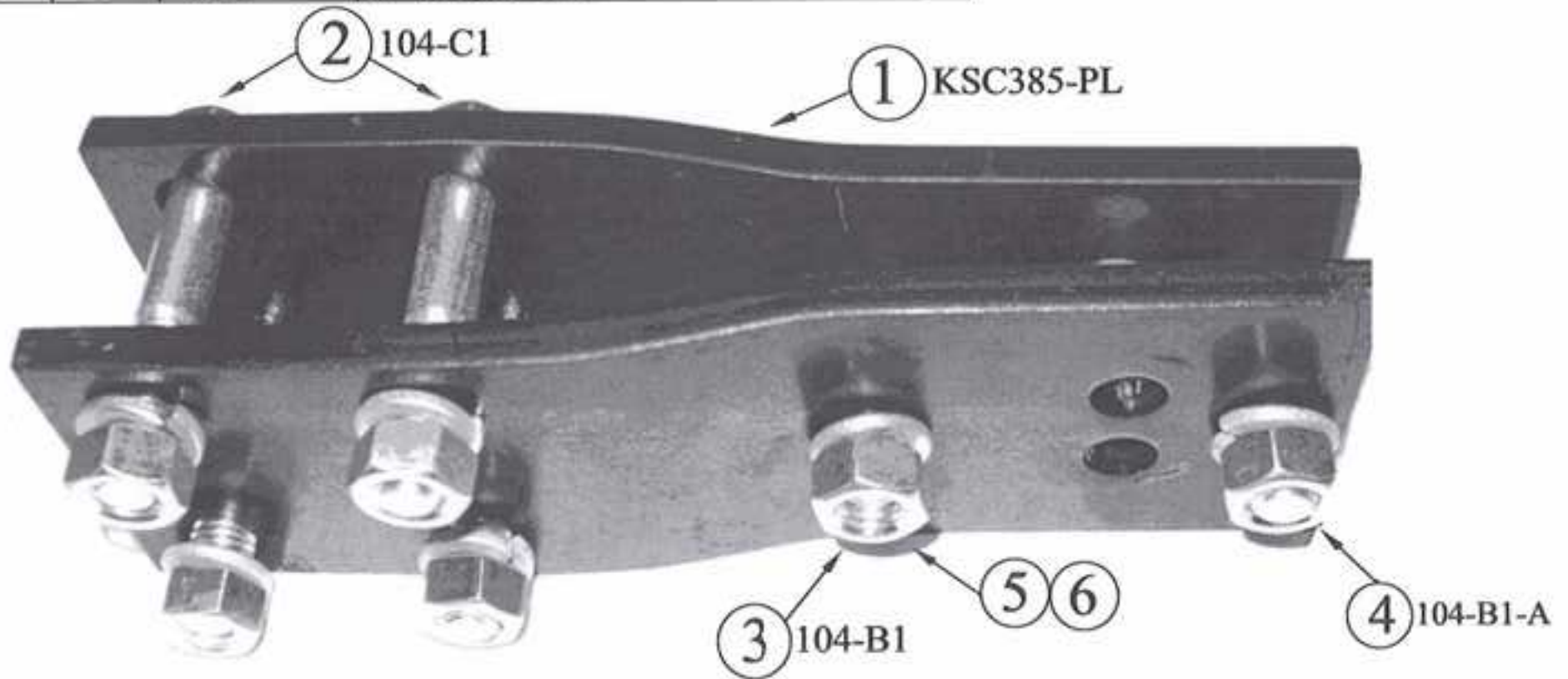
DRAWN BY: SBORES DATE: 02/17/09

CHECKED BY: DATE: -

| | | | | | | | |
|-------------|-------------------------------------|----------|----------|----------|----------|------|---|
| DESCRIPTION | Knife Clamp to Shank for 1X2" Shank | MATERIAL | ASSEMBLY | PART NO. | KSC-1212 | REV. | - |
|-------------|-------------------------------------|----------|----------|----------|----------|------|---|

| ITEM # | QUAN. | PART # | DESCRIPTION |
|--------|-------|-----------|-------------------------------|
| 1 | 2 | KSC385-PL | SINGLE PLATE ONLY FOR KSC-385 |
| 2 | 4 | 104-C1 | HHCS, 1/2-13 X 3 GR5 BOLT |
| 3 | 1 | 104-B1 | HHCS, 1/2- 13 X 2 GRADE 5 |
| 4 | 1 | 104-B1-A | HHCS, 1/2- 13 X 2 GRADE 2 |
| 5 | 6 | N4 | 1/2- 13 HEXNUT |
| 6 | 6 | LW4 | 1/2" LOCKWASHER |

KNIFE CLAMP FOR 1 1/4 SQUARE SHANK THAT DOES NOT HAVE HOLES IN THE SOIL END OF THE SHANK



| - | - | - | - |
|------|----|------|-------------|
| - | - | - | - |
| - | - | - | - |
| - | - | - | - |
| REV. | BY | DATE | DESCRIPTION |

TOLERANCE UNLESS OTHERWISE NOTED

0/0 +/- 1/32
0.00 +/- .020
0.000 +/- .005
0.0000 +/- .001
ANGLE +/- 1/2

SHIELD
AGRICULTURAL EQUIPMENT

DRAWN BY: SHORES DATE: 02/17/08
CHECKED BY: - DATE: -

| | | | | | | | |
|-------------|-------------------------------------|----------|----------|----------|---------|------|---|
| DESCRIPTION | Knife Clamp to Shank, 1 1/4" SQUARE | MATERIAL | ASSEMBLY | PART NO. | KSC-385 | REV. | - |
|-------------|-------------------------------------|----------|----------|----------|---------|------|---|



| - | - | - | - |
|------|----|------|-------------|
| - | - | - | - |
| - | - | - | - |
| - | - | - | - |
| REV. | BY | DATE | DESCRIPTION |

TOLERANCE UNLESS OTHERWISE NOTED

0/0 +/- 1/32
 0.00 +/- .000
 0.000 +/- .000
 0.0000 +/- .001
 ANGLES +/- 1/2

SHIELD
 AGRICULTURAL EQUIPMENT

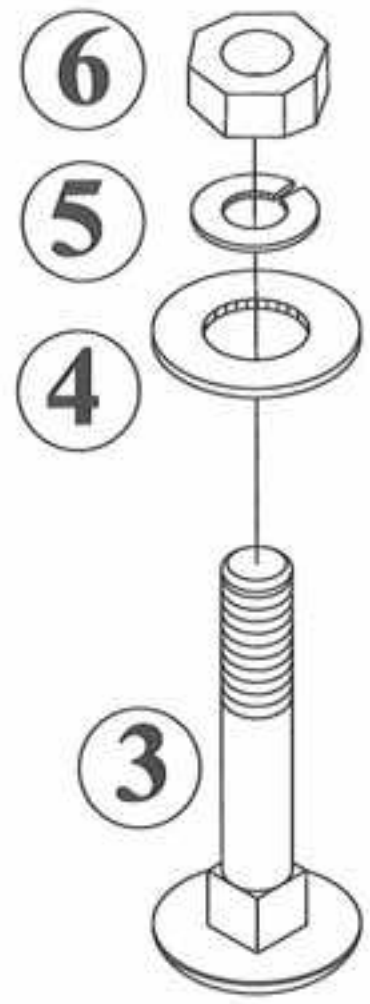
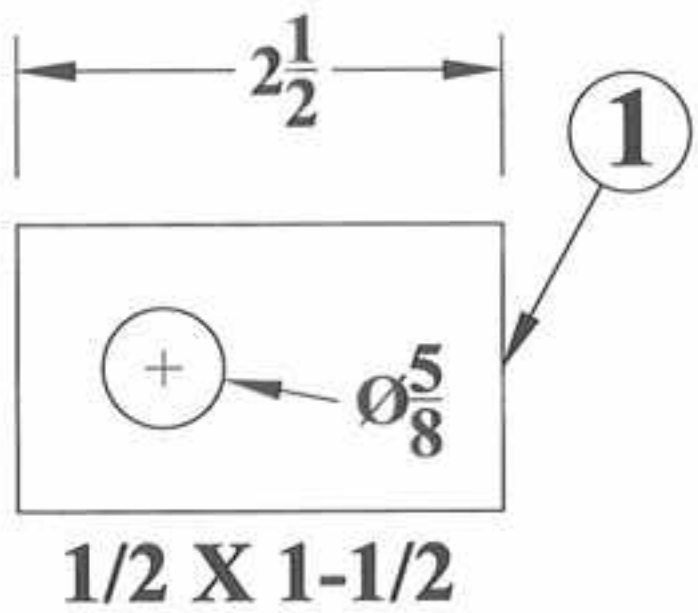
DRAWN BY: **SHORES** DATE: **02/10/09**
 CHECKED BY: **-** DATE: **-**

DESCRIPTION Stabilizer for KSC-384 with 1 1/4" Square Shanks

MATERIAL 3/16 X 6" A36 Bar stock (S36)

PART NO. KSC-125SP **REV.** -

| ITEM # | QUAN. | PART # | DESCRIPTION |
|--------|-------|--------------|-------------------------------|
| 1 | 1 | KSC-05310140 | INNER CLAMP, FLAT |
| 2 | 1 | KSC-05310130 | OUTER CLAMP, DOUBLE BREAK |
| 3 | 1 | AP-500429 | 1/2-13 X 2 CARRIAGE BOLT, GR5 |
| 4 | 1 | MF4 | 1/2" FLAT WASHER |
| 5 | 1 | LW4 | 1/2" LOCK WASHER |
| 6 | 1 | N4 | 1/2-13 NUT |



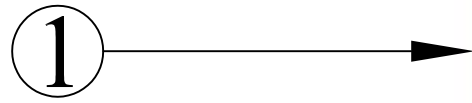
| | | | |
|------|----|----------|------------------------|
| - | - | - | - |
| - | - | - | - |
| - | - | - | - |
| NC | AL | 01-14-08 | Release For Production |
| REV. | BY | DATE | DESCRIPTION |

TOLERANCE UNLESS OTHERWISE NOTED
 0/0 +/- 1/32
 0.00 +/- .020
 0.000 +/- .005
 0.0000 +/- .001
 ANGLE +/- 1/2

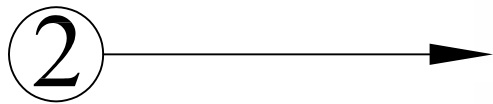
SHIELD
AGRICULTURAL EQUIPMENT

| | |
|------------------------|-----------------------|
| DRAWN BY: ALINK | DATE: 01-14-08 |
| CHECKED BY: - | DATE: - |

| | | | |
|--|---------------------------|------------------------------|-----------------|
| DESCRIPTION: HDWRE KIT, LIQUID NOZZLE CLAMP | MATERIAL: ASSEMBLY | PART NO.: KSC-0531010 | REV.: NC |
|--|---------------------------|------------------------------|-----------------|



3/16" x 1 1/2" x 2 1/2"
Double Break



3/16" x 1 1/2" x 2 3/8"
Single Break



Paint - Gloss Black Enamel

ITEM 1 KSC-05310130-DMI
ITEM 2 KSC-05310140-DMI

| REV. | BY | DATE | DESCRIPTION |
|------|----|------|-------------|
| - | - | - | - |
| - | - | - | - |
| - | - | - | - |
| - | - | - | - |

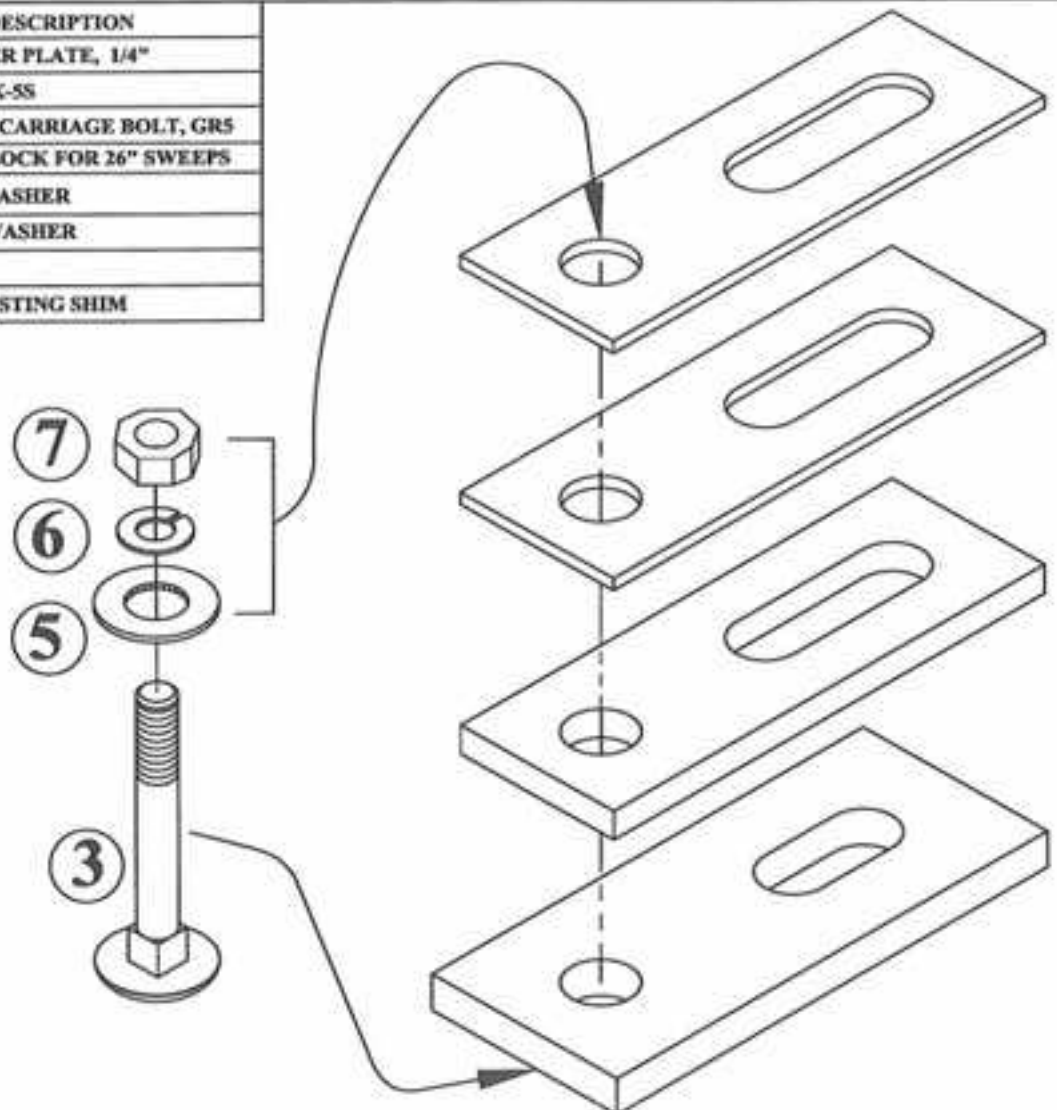
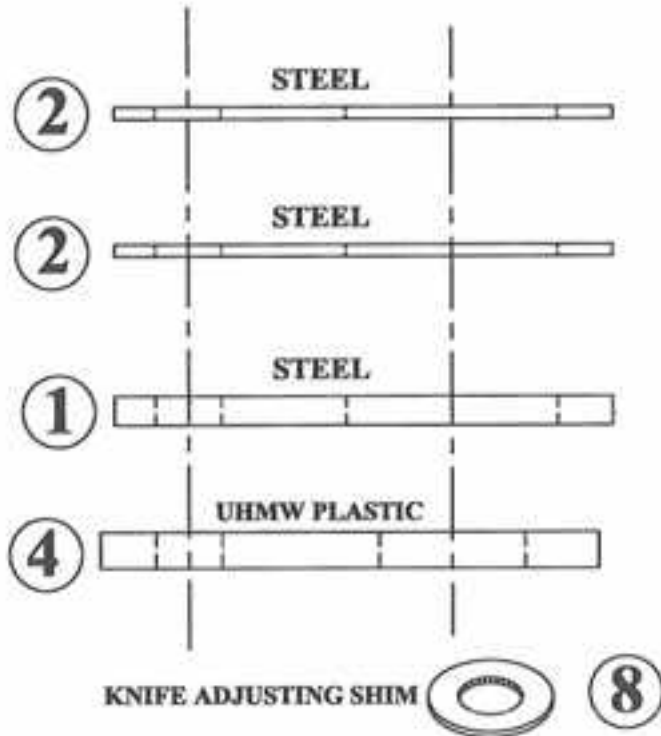
TOLERANCE UNLESS OTHERWISE NOTED
 0/0 +/- 1/16
 0.00 +/- .020
 0.000 +/- .010
 0.0000 +/- .001
 ANGLE +/- 2

SHIELD
 AGRICULTURAL EQUIPMENT

DRAWN BY: **SHORES** DATE: **10/15/09**
 CHECKED BY: **_** DATE: **_**

| | | | | | | | |
|-------------|--|----------|------------------|----------|------------------------------------|------|-----------|
| DESCRIPTION | DMI 28-rig liquid nozzle clamps | MATERIAL | Clamp set | PART NO. | KSC-05310130 & 0140-DMI | REV. | NC |
|-------------|--|----------|------------------|----------|------------------------------------|------|-----------|

| ITEM # | QUAN. | PART # | DESCRIPTION |
|--------|-------|-----------|-----------------------------------|
| 1 | 1 | K-5S1/4 | KNIFE COVER PLATE, 1/4" |
| 2 | 2 | K-5S12ga | 12 ga Shim, K-5S |
| 3 | 2 | AP-500430 | 1/2-13 X 2-1/2 CARRIAGE BOLT, GR5 |
| 4 | 1 | CPG-2 | CUSHION BLOCK FOR 26" SWEEPS |
| 5 | 2 | MF4 | 1/2" FLAT WASHER |
| 6 | 2 | LW4 | 1/2" LOCK WASHER |
| 7 | 2 | N4 | 1/2-13 NUT |
| 8 | 2 | SHIM | KNIFE ADJUSTING SHIM |



| | | | |
|------|----|----------|------------------------|
| - | - | - | - |
| - | - | - | - |
| - | - | - | - |
| NC | AL | 05-19-08 | Release For Production |
| REV. | BY | DATE | DESCRIPTION |

TOLERANCE UNLESS OTHERWISE NOTED

0/0 +/- 1/32

0.00 +/- .020

0.000 +/- .005

0.0000 +/- .001

ANGLE +/- 1/2

SHIELD
AGRICULTURAL EQUIPMENT

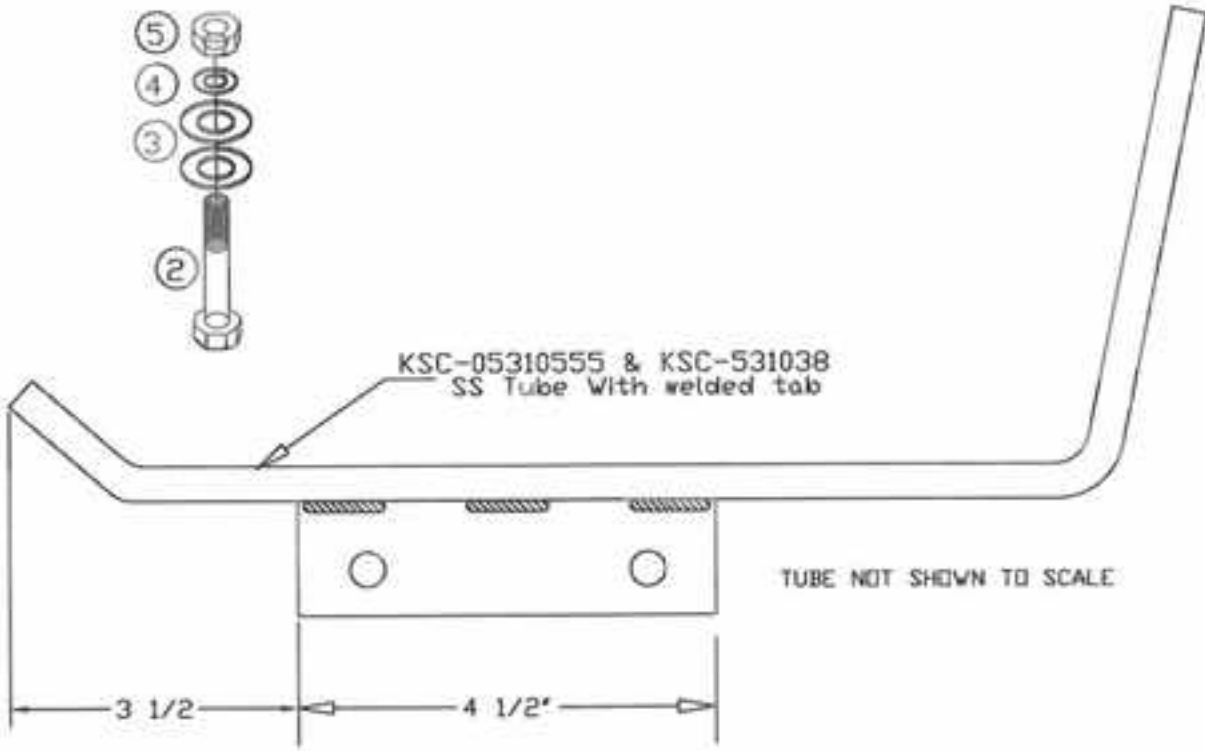
DRAWN BY: **ALINK** DATE: **05-19-08**

CHECKED BY: - DATE: -

| | | | |
|--------------------------|-----------------|---------------------|-----------|
| DESCRIPTION | MATERIAL | PART NO. | REV. |
| HARDWARE KIT, K5S | ASSEMBLY | K-5SHDWREKIT | NC |

139

| ITEM # | QUAN | PART NUMBER | DESCRIPTION |
|--------|------|---------------------------|------------------------|
| 1 | 1 | KSC-05310555 & KSC-531038 | Tube weldment with tab |
| 2 | 2 | AP-500453 | 5/16-18 X 1-1/4" HHCS |
| 3 | 4 | DW2 | 5/16 SAE Flat Washer |
| 4 | 2 | LW3 | 5/16" LOCK WASHER |
| 5 | 2 | N7 | 5/16-18 Hex Nut Plated |



| REV. | BY | DATE | DESCRIPTION |
|------|----|------|-------------|
| - | - | - | - |
| - | - | - | - |
| - | - | - | - |
| - | - | - | - |

| |
|----------------------------------|
| TOLERANCE UNLESS OTHERWISE NOTED |
| 0/0 +/- 1/32 |
| 0.00 +/- .020 |
| 0.000 +/- .005 |
| 0.0000 +/- .001 |
| ANGLES +/- 1/2 |

SHIELD
AGRICULTURAL EQUIPMENT

| | |
|----------------------|---------------|
| DESIGNED BY: BERGMER | DATE: 2/11/88 |
| CHECKED BY: - | DATE: - |

DESCRIPTION **COULTER ARM TUBE W/ HARDWARE**

MATERIAL -

PART NO. **KSC-05310166**

REV. -

DMI REPLACEMENT PARTS PRICING 2010 SHIELDAG 800-798-1968

| DMI NUMBER | SHIELD NUMBER | Description |
|-------------------|----------------------|--|
| DMI04663200 | KSC-466320 | COLTER PIVOT, |
| DMI05019000 | KSC-384i | Eye BOLT ASS'Y, 4X4 bar, 1X2 ONLY |
| DMI05019000 | KSC-384i1142 | Eye bolt assy 4X 4 bars 1-1/4 coils or 1 X 2 |
| | | |
| | KSC-384i-6SP | SUB TO KSC-386i6 |
| | KSC-386i6 | Eye bolt assy 6" V X 4" H bars, 1-1/4 or 1 X 2 |
| | | |
| DMI05021000 | KSC-384TP | Plate-UPPER for 4 X 4" Bar |
| | KSC-384TP-6 | Plate-UPPER for 6" HORIZONTAL BAR (4X6) |
| DMI09232000 | KSC-1244 | RIGID SH MTG |
| DMI17620020 | KSC-466360-MB14 | MACHINE BUSH, thin |
| DMI17620030 | KSC-466360-MB10 | MACHINE BUSH, thick |
| DMI28163311 | KSC-466300-HUB | Q633 HUB ASSY |
| DMI28363331 | KSC-466300-SPL | SPINDLE,Q633 |
| DMI28463300 | KSC-909911 | DUST CAP |
| DMI495-11081 | KSC-913608 | WASHER, 3/4" |
| 04663150 | KSC-466315 | COLTER SHAFT,20" |
| 04663140 | KSC-466315 | COLTER SHAFT, 24" |
| | KSC-466315-C | Safety Collar for shaft |
| 04663410 | KSC-466340 | COULTER MNT |
| 04691745-2 | KSC-444442 | COULTER mnt for 1-1/2 shaft |
| 438-32840 | KSC-466360-RP716 | Roll pin 7/16 X 3 |
| 5310130 | KSC-05310130-DMI | Outer clamp, double break, cartridge clamp |
| 5310140 | KSC-05310140-DMI | Inner clamp, single break, cartridge clamp |

**NOTES: ShieldAg's KSC-466315 colter shaft is
UNIVERSAL for both 20" and 24" applications**

**NOTES: Shield offers the KSC-466315-C safety collar
STANDARD on all our row units**

**NOTES: WHEN YOU ORDER a KSC-466315, you get
two roll pins and the safety collar**

Hot Products bulletin from ShieldAg and Acra-Plant

Corporate executives talk about “synergy” and we never understood what it meant. I think it means this: At ShieldAg and Acra-Plant, we’ve combined terrific products from both of our lines to design an Acra-Plant Trash Whipper™ for use on our ShieldAg fertilizer row units. The Acra-Plant Trash Whipper™ was originally patented by Acra-Plant in the early 1980’s. There are 1000’s of rows of Trash Whippers on planters all over the country. With the advent of less-till fertilizer application and strip till, there is a need for a universal mounting bracket to allow the farmer to install whatever row cleaner they want on their row units. Now you have that choice:



KSC-466237 bracket fits on any 1-3/4” diameter row unit stem, whether made by ShieldAg or DMI/CNH.

AP-TW466 Acra-Plant Trash Whipper™ pins to the bracket.

The bracket also accepts any row cleaner made by Sunco, Dawn, Martin, Yetter and others with the 2” square tubing stem.

TO ORDER:

KSC-466237 Universal Trash Whipper Mount complete, accepts any 2” square stem

AP-TW466 Trash Whipper™ assembly for KSC row units

This assembly comes complete with the 12” and 13” notched blade assemblies. The blade-mount allows customers to change the angle of attack of the blades and change blade stagger to easily adapt to changing crop and ground conditions. This unit is designed specifically for the KSC-466360 and KSC-466370 20” and 24” coulters arm assemblies, the KSC-531002 liquid row unit, and CNH/DMI factory row units.

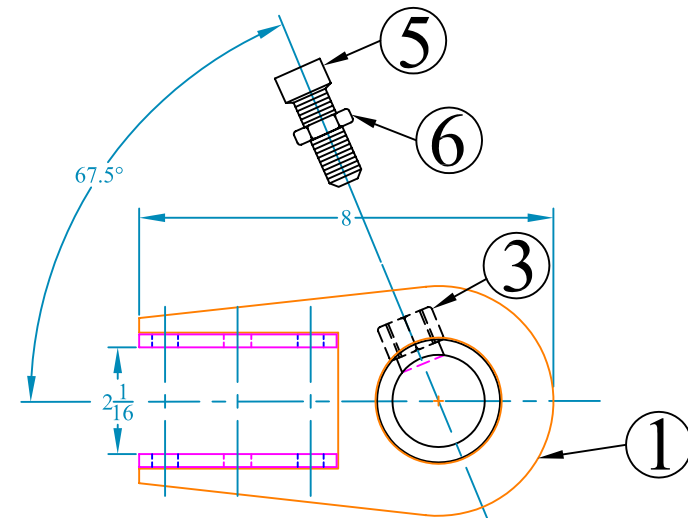


www.shieldag.com
(800) 798-1968
www.acraplant.com

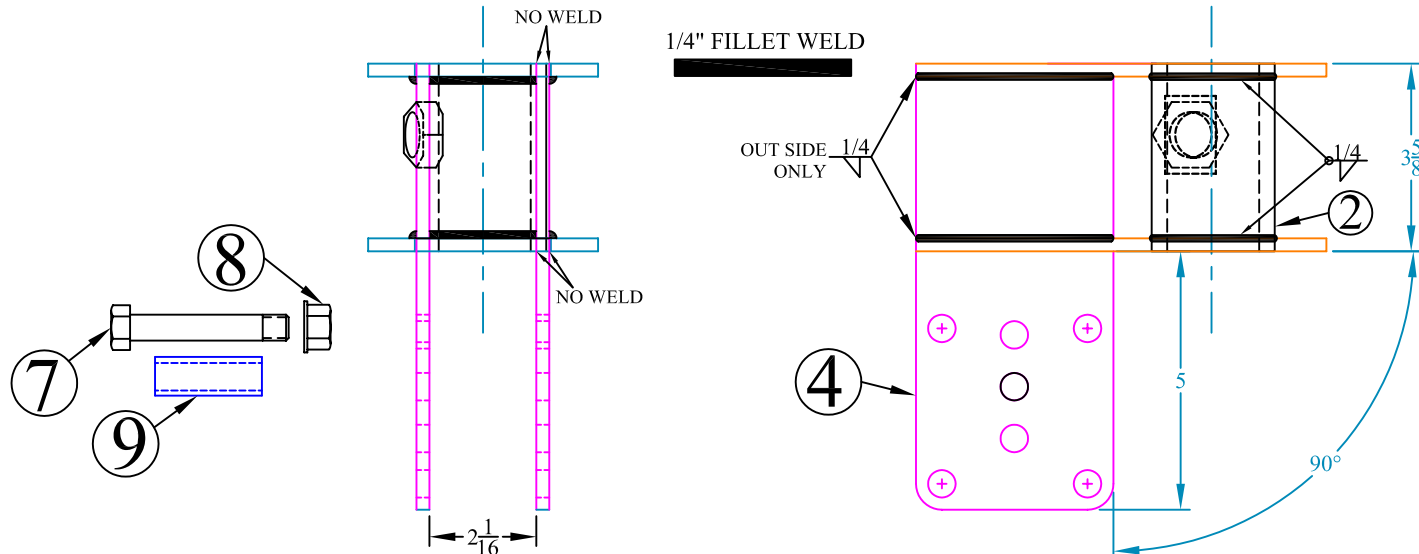


PO Box 687 • Hutchinson, KS 67504-0687 • (620) 662-7482 Fax

| ITEM # | QUAN. | PART # | DESCRIPTION |
|--------|-------|----------------|---------------------------------------|
| 1 | 2 | FRC001 | ROW CLEANER MOUNT TUBE MTG PLATE |
| 2 | 1 | KSC-466340-BMT | BAR MTG TUBE 2-3/8 X 3-5/8 |
| 3 | 1 | N6H | NUT, HEX HEAVY, 3/4-10 GR2 NO PLATING |
| 4 | 2 | FRC002 | ROW CLEANER SIDE PLATE |
| 5 | 1 | 106-B1 | SET SCREW 3/4-10 X2 SQ HEAD CUP PT |
| 6 | 1 | N6J | NUT, HEX JAM, 0.750 3/4" PLATED |
| 7 | 4 | 104-C1 | HHCS, GRADE5, 0.5x3.00 1/2x3" BOLT |
| 8 | 4 | AP-500587 | 1/2-13 SERRATED FLANGE NUT ZINC |
| 9 | 4 | FRC003 | TRASH WHIPPER MOUNT SPACER |



Looking down from top, NUT IS ON RIGHT SIDE



Hold 2 1/16" with fixture

KSC-466237 NC

| REV. | BY | DATE | DESCRIPTION |
|------|----|------|-------------|
| - | - | - | - |
| - | - | - | - |
| - | - | - | - |
| - | - | - | - |

TOLERANCE UNLESS OTHERWISE NOTED

- 0/0 +/- 1/16
- 0.00 +/- .020
- 0.000 +/- .005
- 0.0000 +/- .001
- ANGLE +/- 2

SHIELD
AGRICULTURAL EQUIPMENT

DRAWN BY: **ALBRIGHT** DATE: **6/1/09**
CHECKED BY: **_** DATE: **_**

DESCRIPTION **COULTER ROW CLEANER MOUNT**

MATERIAL **WELDMENT**

PART NO. **KSC-466237**

REV. **NC**

ShieldAg New Product

KSC-666460 Rolling Basket with CONVEX (“pumpkin”) basket

KSC-666461 Rolling Basket with CONCAVE basket

For Strip-Till and Conventional Bars

- Installs on any 1 X 2 or 1-1/4 X 2 “Flat Way” shank
- Low-draft—unit just “trails” the shank without adding load
- Works in conjunction with any standard disc sealer system
- Smooth and form your berm for optimized wintering and spring planting
- Improves seed-to-soil contact during planting season
- Assists in sealing fertilizer products in the ground
- Choice of Berm-builder baskets—concave or convex, **YOUR CHOICE**
- **NEW for 2010**—transport lock to minimize damage while roading



KSC-666460 with Convex “pumpkin” basket



Perfect Shaping and Soil Control !



www.shieldag.com
(800) 798-1968
www.acraplant.com



PO Box 687 • Hutchinson, KS 67504-0687 • (620) 662-7482 Fax

| ITEM # | QUAN. | PART # | DESCRIPTION |
|--------|-------|------------|--|
| 1 | 1 | KSC-666460 | Complete assy with 10" CONVEX (Pumpkin) basket |
| 2 | 1 | KSC-666461 | Complete assy with 10" CONCAVE (Inward) basket |
| 3 | 1 | KSC-666462 | 10" CONCAVE (Inward) basket only CFI-1B |
| 4 | 1 | KSC-666463 | 10" CONVEX (Pumpkin) basket only CFI-1A |
| 5 | 1 | KSC-666464 | Arm Weldment only, no basket, no hinge, no hardware CFI-54 |
| 6 | 1 | KSC-666465 | Hinge plate weldment CFI-71 |
| 7 | 1 | KSC-666466 | Black poly bumper pad CFI-54N |
| 8 | 2 | AP-505525 | U-bolt, 1/2 X 2 X 2-1/2 |
| 9 | 4 | N4 | 1/2-13 Hex Nut |
| 10 | 4 | LW4 | 1/2" SAE helix lock washer |
| 11 | 4 | MF4 | 1/2" SAE Flat washer |
| 12 | 1 | 106-F2 | 3/4-10 X 6" Hex head bolt, Gr 5 |
| 13 | 1 | LN6 | 3/4-10 Nylock Nut |
| 14 | 1 | 531063 | 7/16-18 X 2-3/4" Flat head socket screw |
| 15 | 2 | NPS100RPC | NPS 100 RPC National brg w/ collar |
| 16 | 4 | 52M-2ZP | 52M-2ZP Bearing flange |
| 17 | 4 | ZK1-2 | 5/16-18 X 1 carriage bolt |
| 18 | 4 | LN2 | 5/16-18 lock nut |
| 19 | 1 | LN4 | 7/16-18 Flange lock nut |

KSC-666460 Assembly with CONVEX (pumpkin) basket
KSC-666461 Assembly with CONCAVE (inward) basket



Bearing Assy (15)
 (16)
 (17)
 (18)

(4) 10" CONVEX (PUMPKIN) BASKET

(3) 10" CONCAVE (INWARD) BASKET

KSC-666460 NC

| REV. | BY | DATE | DESCRIPTION |
|------|----|------|-------------|
| - | - | - | - |
| - | - | - | - |
| - | - | - | - |
| - | - | - | - |

| |
|---|
| TOLERANCE UNLESS OTHERWISE NOTED |
| 0/0 +/- 1/16 |
| 0.00 +/- .020 |
| 0.000 +/- .010 |
| 0.0000 +/- .001 |
| ANGLE +/- 2 |

| | |
|---|---------------------|
| SHIELD AGRICULTURAL EQUIPMENT | |
| DRAWN BY: SHORES | DATE: 7/1/10 |
| CHECKED BY: - | DATE: - |

| | | | |
|--|--------------------------|----------------------------|----------------|
| DESCRIPTION Berm conditioner basket | MATERIAL Assembly | PART NO. KSC-666460 | REV. NC |
|--|--------------------------|----------------------------|----------------|

144

NEW FROM SHIELD AG

Shank conversion for Orthman 1tRIPr

- Heat treated 5160 shank to eliminate bent shanks
- Converts 1tRIPr to standard fertilizer knives
- Knife adapters optimize knife working angle
- **DROP IN** adaptability, no cutting/welding/grinding
- Wide selection of fertilizer knives available, from NH₃, liquid or combinations for dry applicators



S-1336SVORTH



Shown with NH₃/Dry knife



Shown with conventional knife

INCREASE THE VERSATILITY OF YOUR ORTHMAN 1tRIPr with the ShieldAg conventional knife conversion kit.



INNOVATION IN AGRICULTURE FROM SHIELDAG

800-798-1968

www.shieldag.com

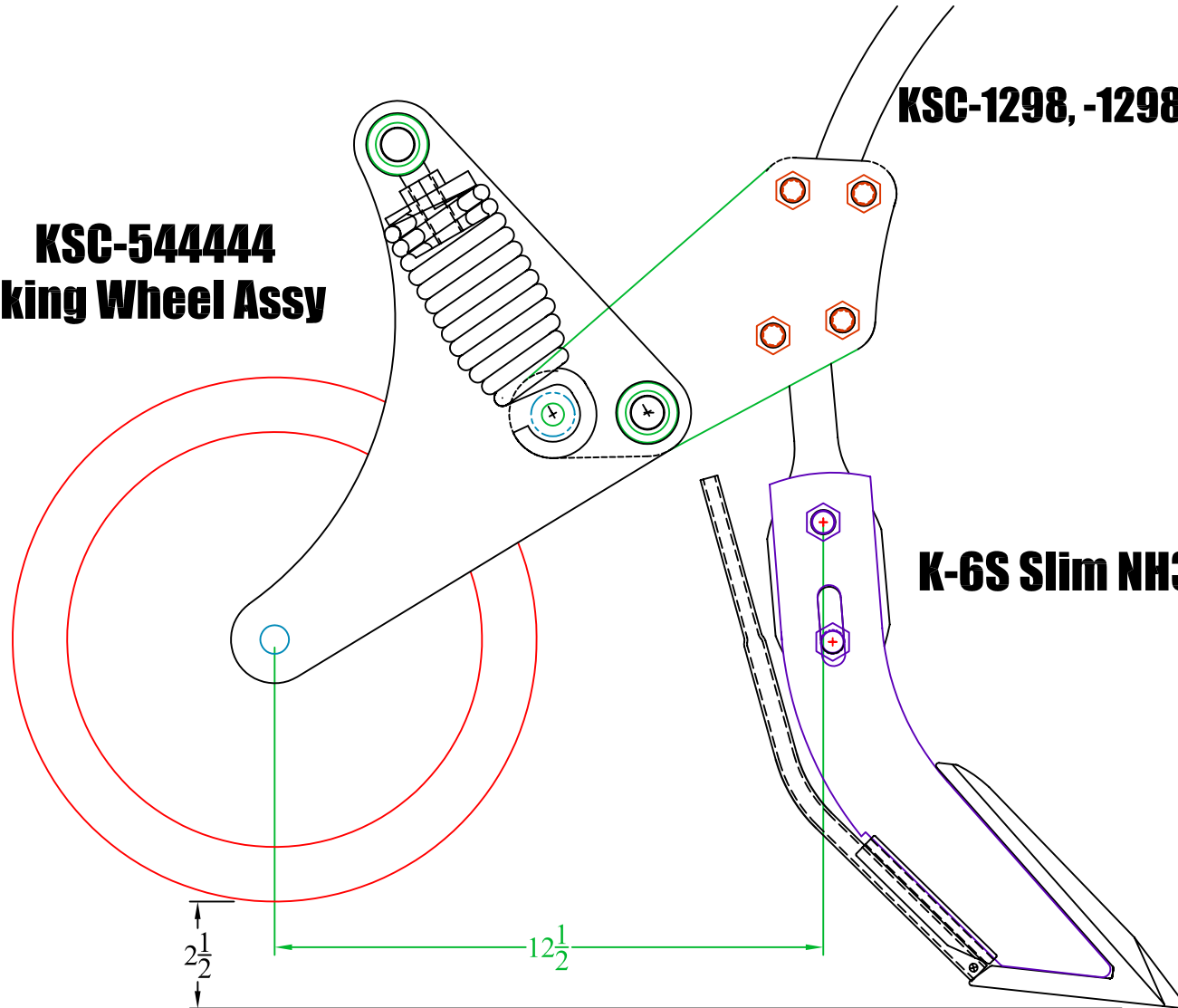
www.acraplant.com

www.shieldagconveyors.com

**KSC-544444
Packing Wheel Assy**

KSC-1298, -1298WP or KSC-1295 Shank

K-6S Slim NH3 knife



| - | - | - | - |
|------|----|------|-------------|
| - | - | - | - |
| - | - | - | - |
| - | - | - | - |
| REV. | BY | DATE | DESCRIPTION |

TOLERANCE UNLESS OTHERWISE NOTED
 0/0 +/- 1/32
 0.00 +/- .020
 0.000 +/- .005
 0.0000 +/- .001
 ANGLE +/- 1/2

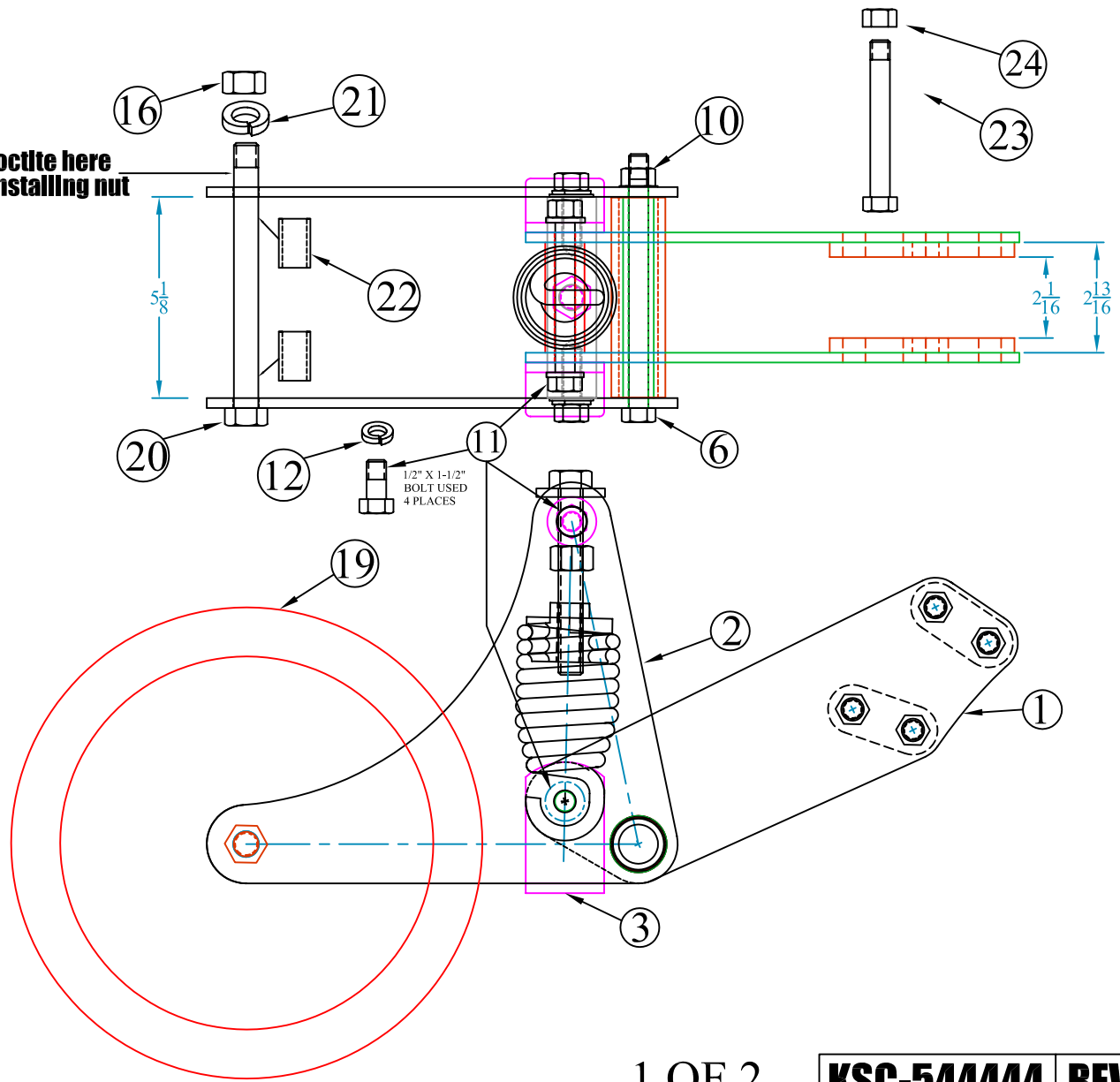
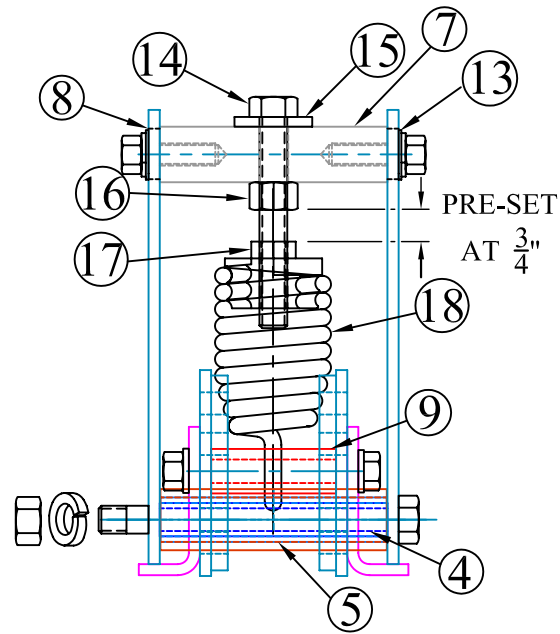
SHIELD
 AGRICULTURAL EQUIPMENT

DRAWN BY: SHORES **DATE: 7/9/09**
CHECKED BY: - **DATE: -**

| | | | |
|---|--|--------------------------------|--------------------------|
| DESCRIPTION Hi-speed knife and sealing/packing wheel | MATERIAL Installation | PART NO. ASSY | REV. NC |
|---|--|--------------------------------|--------------------------|

BILL OF MATERIALS ON SHEET 2

**Apply ONE DROP of Blue Loctite here
Apply to threads of bolt before installing nut**



1 OF 2

KSC-544444 REV A

TOLERANCE UNLESS
OTHERWISE NOTED
0/0 +/- 1/16
0.00 +/- .020
0.000 +/- .005
0.0000 +/- .001
ANGLE +/- 2

SHIELD
AGRICULTURAL EQUIPMENT

DRAWN BY: **SHORES** DATE: **7/9/09**

CHECKED BY: **_** DATE: **_**

| REV. | BY | DATE | DESCRIPTION |
|----------|-----------|-------------------|---|
| - | - | - | - |
| - | - | - | - |
| - | - | - | - |
| A | MB | 11/01/2010 | ADDED ITEM 24, 1/2-13 Top lock nut |

DESCRIPTION **Toolbar packing wheel 4 X 12 for 1 X 2 shank**

MATERIAL **ASSEMBLY**

PART NO. **KSC-544444** REV. **A**

| Item # | Quantity | Part Number | Description |
|--------|----------|-------------|---|
| 1 | 1 | KSC-544443 | SHANK MOUNT WELDMENT |
| 2 | 2 | BE0008 | FERTILIZER PRESS WHEEL ARM PLATE |
| 3 | 2 | BE0006 | FERTILIZER PRESS WHEEL ARM STOP |
| 4 | 1 | BE0009 | HINGE BEARING |
| 5 | 1 | BE0011 | HINGE SPACER |
| 6 | 1 | 104-D6.5 | HHCS, 1/2-13 X 6-1/2 |
| 7 | 1 | BE0012 | UPPER SPRING MOUNT |
| 8 | 2 | BE0013 | UPPER SPRING MOUNT SPACER |
| 9 | 1 | BE0014 | LOWER SPRING MOUNT |
| 10 | 1 | AP-500587 | 1/2-13 SERRATED FLANGE NUT ZINC |
| 11 | 4 | AP-500488 | BOLT, HHCS, 0.50x1.50 1/2x1.50" G5/ZINC |
| 12 | 4 | LW4 | WASHER, SPLIT LOCK, 0.500 1/2" |
| 13 | 2 | MF4 | WASHER, FLAT, 05.00 1/2" |
| 14 | 1 | AP-500512 | HHCS, ALL THREAD, 0.625x4.50" 5/8x4.5 G5 |
| 15 | 1 | AP-500621 | WASHER, FLAT SAE, 0.625 5/8" ZINC |
| 16 | 2 | N5 | NUT, HEX, 0.6250 5/8-11" PLATED GRADE 5 |
| 17 | 1 | AP-300055 | ADU MAIN SPRING NUT 3/8" SPRING |
| 18 | 1 | AP-300196 | ADU MAIN SPRING 0.375" 3/8" |
| 19 | 1 | AP-510723 | PRESS WHEEL, 4x12 V-GROOVE W/40mm BEARING |
| 20 | 1 | AP-510716 | HHCS, 5/8 X 6-1/2 GR 5 |
| 21 | 1 | LW5 | WASHER, SPLIT LOCK, 0.625 5/8" |
| 22 | 2 | AP-501540 | ADU PRESS HEEL AXLE SPACER |
| 23 | 4 | 104-D4 | HHCS, GRADE 5, 1/2x4" BOLT |
| 24 | 4 | AP-500584 | Nut, 1/2-13 Top Lock |

2 OF 2

KSC-544444 **A**

| | | | |
|-------------|-----------|-------------------|---|
| - | - | - | - |
| - | - | - | - |
| - | - | - | - |
| A | MB | 11/01/2010 | Added item 24, 1/2-13 top lock nut |
| REV. | BY | DATE | DESCRIPTION |

TOLERANCE UNLESS OTHERWISE NOTED

0/0 +/- 1/16
0.00 +/- .020
0.000 +/- .005
0.0000 +/- .001
ANGLE +/- 2

SHIELD
AGRICULTURAL EQUIPMENT

DRAWN BY: **SHORES** DATE: **7/9/09**

CHECKED BY: **_** DATE: **_**

DESCRIPTION **Toolbar packing wheel 4 X 12 for 1 X 2 shank**

MATERIAL **ASSEMBLY**

PART NO. **KSC-544444** **REV.** **A**

This page intentionally left blank

ShieldAg 800-798-1968 www.shieldag.com

STRAIGHT FROM THE
HEARTLAND
SHIELDAG.COM



CALL THE DEALER **NEAREST YOU**

PHONE: (620) 662-7221 (800) 798-1968

FAX: (620) 662-7482

MAILING: PO BOX 687 • HUTCHINSON, KS 67504

SHIPPING: 950 SCOTT BLVD • SOUTH HUTCHINSON, KS 67505

